

**Department of
Finance and
Administration
Local Government
Division**



**The Local DWI Grant Program
Fiscal Year 2019
Annual Report**

Fiscal Year 2019 Local DWI Program Overview

This document is a summary presented to the New Mexico Legislature on the services provided through the county Driving While Intoxicated (DWI) programs funded by the Local Driving While Intoxicated (“LDWI”) Grant Fund during fiscal year 2019. The statewide program is administered by the Local Government Division (“LGD”) of the Department of Finance and Administration (“DFA”) and funds specific locally chosen services in each of the 33 county programs in New Mexico.

The goal of the LDWI program is to reduce the incidence of DWI, alcoholism, alcohol abuse and alcohol related domestic abuse by funding specific services and activities on a local level. Each county DWI program is required to have a DWI planning council whose members are appointed by the chief elected officials in each respective county. A council’s role is to identify the exact mix of services and activities from the eight eligible program components (listed below) to meet local needs, and to develop a set of strategies to reduce DWI recidivism and prevent DWI incidents before they occur, along with other issues as a result of alcohol abuse.

Services

In FY19, local DWI programs provided services to New Mexicans in the eight different component areas in order to reduce the incidence of DWI in New Mexico. Below is a summary of reported services provided and the number of clients reached throughout the State:

1. Screening

- 5,808 total convicted offenders screened (including DWI, domestic violence, and other alcohol related offenders)

2. Treatment and Detoxification Services

- 2,748 offenders were referred to treatment
- 28,676 treatment hours provided, and/or
- 14,039 treatment sessions provided
- 667 clients served at the Santa Fe County Detoxification facility
- 2,709 admissions in the Bernalillo County Detoxification facility
- 7,857 admissions in the Public Inebriate Intervention Program in Bernalillo County
- 63 clients served at the San Juan County Joint Intervention Program

3. Enforcement

- 678 LDWI funded check points, directed patrols, and other enforcement activities
- 317 DWI arrests
- 19 open container citations

- 11 under-21 possession or consumption citations

4. Prevention

- 1,118,839 student (K-college) contacts (duplicated) through 66,145 activities, and
- 273 schools at which prevention activities occurred statewide

5. Compliance Monitoring/Tracking

- 12,083 offenders currently being tracked

6. Alternative Sentencing

- 471 clients served in the Bernalillo County Community Custody Program
- 776 clients served in the Bernalillo County Addiction Treatment Program (ATP) jail-based program
- 27 youth served in the Bernalillo County Assisting Youth Under the influence of Drugs and Alcohol (AYUDA) program
- 1,598 teens served by Teen Courts statewide
- 516 clients in seventeen county programs were placed on electronic and/or alcohol monitoring devices
- 309 clients served at the San Juan County jail-based treatment facility

7. Coordination, Planning & Evaluation

- 174 local DWI Planning Council meetings conducted
- 488 training/meetings activities attended by local program staff
- 99 training/meetings activities provided by local program staff

8. Domestic Violence

- 568 offenders screened and referred to a domestic violence treatment program

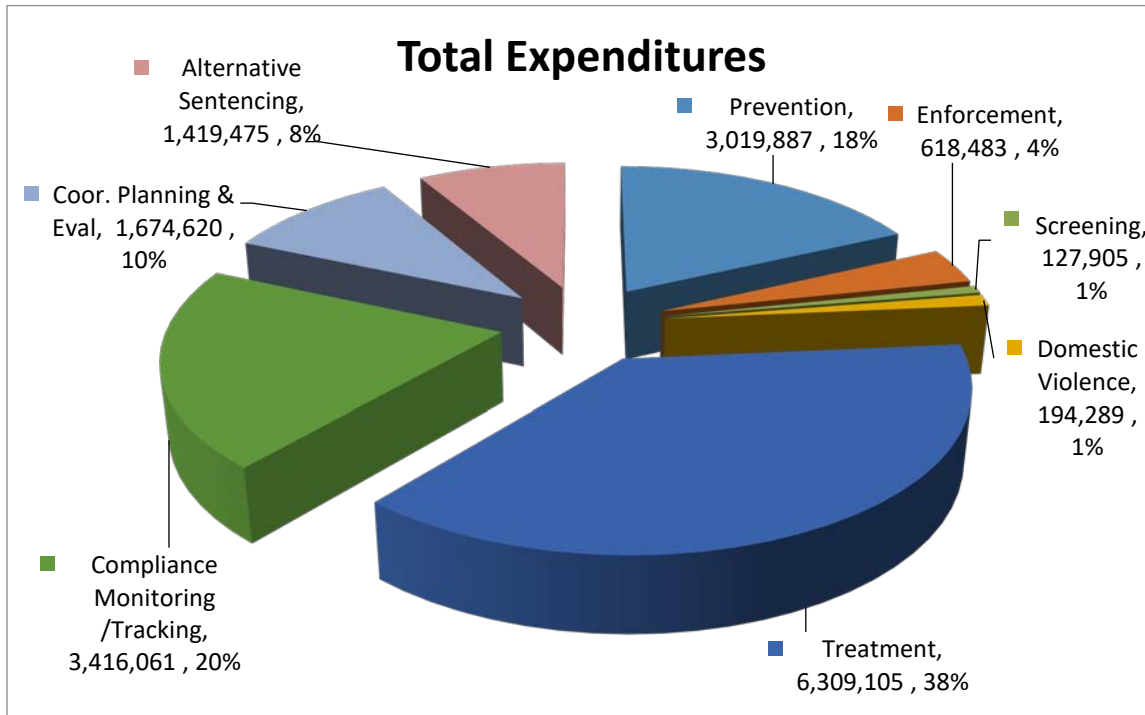
Funding

LDWI funding is allocated to all 33 counties through three different funding streams: (1) distribution funds, (2) competitive grants, and (3) alcohol detoxification grants. In FY19, DWI programs expended a total of \$16.8 million on programs and activities to reduce the incidence of DWI in New Mexico. Of the total funding expended, \$11.7 million were distribution funds provided to the counties on a quarterly basis; \$2.3 million were spent through competitive grants, which operate on a cash reimbursement basis and are awarded based on an annual application process; and \$2.78 million were spent through the detoxification grants. The six counties which are eligible for the social detoxification and alcohol treatment grant funds are determined pursuant to Section 11-6A-3(D) NMSA 1978.

Funding through DFA is generated by 45% of the liquor excise tax (LET) collected; with \$1.6 million transferred to the Administrative Office of the Courts (AOC) for Drug Court operations. Beginning with FY20, the AOC will no longer receive funding from the DWI Fund but will

receive 5% of LET directly. County DWI programs also receive funding from other sources to support their efforts. This report highlights activities funded by the liquor excise tax revenue.

This pie chart below shows the total FY19 expenditures by component, for all three funding streams:



The total amount of LDWI expenditures by the county programs decreased slightly from FY18. The fluctuation of expenditures vary from year to year due to decreasing revenue estimates and issues with personnel retention. The county DWI Programs increased their spending in law enforcement activities; such as directed patrols and checkpoints. Those activities which were funded through the LDWI program produced 317 DWI arrests as well as an increased police presence on New Mexico roadways.

Demographic Profile of the DWI Offender

All county DWI programs that receive funding are required to screen and track DWI offenders in the DFA-approved screening program. The following offender profile information is based on data collected by county DWI programs in FY19. The numbers below reflect only individuals convicted and screened for DWI offenses.

Demographics of DWI offenders:

- 5,422 were screened
- 71% were male
- 29% were female

- 81% were between the ages of 21 and 50 (with an average age of 35)
- 46% were Hispanic
- 22% were Native American
- 25% were White
- 43% had 12 years of education
- 19% had 11 years or less of education
- 40% had an annual income of less than \$10,000
- 21% had an annual income of between \$10,001 and \$20,000
- 80% were employed at the time of their arrest
- 20% were not employed in the year prior to their arrest
- 46% worked nine months or less during the year prior to their arrest

Assessment Profile

- 3% were categorized as having no apparent alcohol problem
- 12% were categorized as having a beginning or potential problem
- 23% were categorized as having a problem that needs addressing
- 25% were categorized as having an established problem
- 37% were categorized as having a severe problem

LDWI Accomplishments

Program Evaluation

The LDWI Program has an ongoing statewide evaluation system through its screening and tracking program, which houses data collected on the demographics cited above. The database is used to track DWI offenders with the completion of court ordered sanctions. This data is analyzed by the ERD unit at DOH and is useful to the programs as they update their services on an annual basis.

Many of the county DWI programs are able to hire local evaluators who assist in reviewing components such as prevention, treatment and compliance monitoring. The evaluation reports help the county DWI programs determine which activities or services are working and where improvements can be made.

The DWI programs indicate they refer to various sources of information, or their own data, to conduct internal process evaluations and to be able to address issues facing their communities. Sources cited included:

- National Registry of Evidence-based Programs and Practices (a former unit of the Substance Abuse and Mental Health Services Administration)
- National Institute of Drug Abuse Guiding Principles
- Pacific Institute for Research and Evaluation (PIRE)
- National Prevention Strategy
- Behavior Risk Factor Surveillance System, conducted by the Centers for Disease Control.

The New Mexico resources which are more heavily referenced include:

- Youth Risk and Resiliency Survey, (YRRS) directed by the Department of Health, Public Education Department and University of New Mexico
- New Mexico Community Survey, conducted by the Office of Substance Abuse Prevention and Partnerships for International Research and Education (PIRE)
- Indicator Based Information System, (IBIS) maintained by the Department of Health
- Locally collected data including the screening and tracking database

Treatment

Treatment is an important focus of the LDWI program. By statute (Section 11-6A-3(G) NMSA 1978), 65% of grant funds must be awarded for treatment. In FY19, 85% of grant funds were awarded statewide for treatment. Most counties refer offenders to treatment whether the treatment is funded by DFA/LDWI or other funding sources. In FY19, 2,748 DWI offenders and 568 domestic violence offenders were referred to a treatment program provided through LDWI funds. Treatment services are available for any offender convicted of a DWI or an alcohol-related offense who is sentenced by the court to the county misdemeanor compliance program. While Medicaid could support substance abuse treatment services, most of the DWI offenders are required by statute to attend a minimum number of treatment hours all of which may not be covered by Medicaid. If the offender fails to complete the required treatment hours it may cause the offender to be in violation of the court ordered sanctions.

Compliance Monitoring

In most New Mexico counties, the individual county programs provide misdemeanor compliance monitoring services for DWI and other alcohol related offenses. Most of the magistrate courts in the state rely on these services to help the offenders complete their court-ordered sanctions and reduce recidivism. Without these programs, thousands of misdemeanants would not be supervised, and therefore, would not receive support to complete their sentencing requirements.

In FY19, the Santa Fe County Compliance Monitoring Program (“CMP”) applied for accreditation through the New Mexico Adult Misdemeanor Compliance Professional Standards Council. The Valencia County/Village of Los Lunas Compliance Monitoring Program continues to improve their processes and should receive accreditation soon. Once these two programs complete the process, it will bring the number of accredited CMPs to five. The other three accredited compliance monitoring programs are in Sandoval, Lea and San Juan County programs. Accreditation, through the New Mexico Counties (NMC), will bring a higher level of consistency and increased accountability across the state.

In FY19, the DWI Affiliate of NMC worked closely with DFA and the Administrative Office of the Courts (AOC) to provide the curriculum for a basic training course for compliance officers. The curriculum includes modules on authority, ethics, self-preservation, and motivational interviewing. Eighteen individuals from county compliance programs completed the week-long training course in Santa Fe in December 2018. LDWI guidelines require that all new compliance officers attend the Court Officer Basic Training within two years of their hire.

Prevention Activities

The LDWI prevention activities include educating children, adolescents, families, and communities by directly addressing risk factors for DWI and alcohol-related incidents. The county DWI programs work to prevent DWIs by collaborating with partners to effectively influence communities in a positive manner through new or existing innovative or model programs.

In FY19, LDWI funded 49 distinct Center for Substance Abuse Prevention (“CSAP”) school-based activities throughout the state. The school-based prevention activities included:

- Protecting You/Protecting Me
- Alcohol Literacy Challenge
- All-Stars
- Above the Influence
- Too Good for Drugs
- Dare To Be You
- Botvin Life Skills
- Envision Your Future
- Media Literacy
- Girls Circle
- Boys Council
- Project Northland
- Positive Action
- PAX Good Behavior Games
- Red Ribbon Week
- Sticker Shock
- Alcohol-free events, and
- Drunk-driving simulation

One example of a model program is Bernalillo County’s Be “Above the Influence” (BE-ATI) direct services school program and social health marketing campaign. The school-based curriculum, aimed at middle and high school youth, is a life skills and positive youth development program, while the social health marketing campaign advocates for older youth and adults to serve as role models for young people, and changes youth-drinking perceptions. Over 300 business partners have been involved in BE-ATI efforts since they began in 2013.

The “Be the Influence” (BTI) was implemented as a new and best practices Underage Drinking Prevention Program with a toolkit specifically designed for parents to talk with their kids. BTI is utilizing SAMHSA’s Underage Drinking Prevention research with simple tools and resources for parents. The program includes a short but very informative Parent presentation and it is accompanied by a Parent’s Guide that has additional resources and information that the parents are given prior to the presentation. Some statistics for the program include:

- A \$10,000 Program Budget
- 158 parents received presentations and provided the Parent Resource Guide
- Cost per parent: \$6.33 – *Return on \$10,000 Investment: \$180,000

Many prevention programs incorporate environmental strategies to have a wider prevention reach with limited prevention resources. Based on the data provided by the Bernalillo County Prevention Program, BE-ATI is one of many proven and ongoing prevention efforts.

Law Enforcement

Law enforcement plays an integral role in all facets of preventing and reducing DWI. For example, they participate in educating the public of the perceived risk of arrest, and they work closely with the county DWI programs. In FY19, county DWI programs funded 678 law enforcement activities, including checkpoints and directed patrols, resulting in 317 DWI arrests. There is evidence that when enforcement activities are done in conjunction with media campaigns associated with those activities, the number of people drinking and driving decreases.

Native American Collaboration

In FY19, 27 DWI programs in New Mexico provided screening and tracking services for Native American DWI offenders. Selected statistics are as follows:

Geographical Area	Total Offenders Screened	Native American Offenders	Percent Native American
Bernalillo	1,394	231	17%
Cibola	97	62	64%
McKinley	183	174	95%
San Juan	735	540	73%
Sandoval	521	132	25%
Statewide Total	5,804	1,282	22%

In addition to screening and tracking services, several county programs provided services directly to Native American communities, including prevention, enforcement, treatment and detoxification services. Native Americans represent the largest ethnic group in McKinley County. To reach this population, the McKinley County DWI program provides prevention education to all 29 chapter houses. Media campaigns, which are an effective way to reach the large and diverse county, are delivered in both English and Navajo. The checkerboard of county and tribal lands make enforcement challenging for McKinley County. The McKinley County DWI Taskforce has continued cross-commissioning between the State Police, Navajo Nation, Zuni, Ramah-Navajo and Gallup Police departments, which is beneficial to the community as a whole.

Technical Assistance and Site Visits

In FY19, LDWI Bureau staff increased accountability for expenditures by requiring backup documentation to accompany all reports and reimbursement requests. The reporting and reimbursement process was streamlined by accepting and encouraging electronic submission of

backup documentation for the reports. LDWI Bureau staff continued to ensure timely processing of payments.

The LDWI Bureau staff conducted site visits throughout the state. The visits consist of program file reviews and/or technical assistance. LDWI Bureau staff also used web-based technology to provide trainings and technical assistance to the county DWI programs on fiscal reporting forms and other program related questions.

LDWI bureau staff further provided technical assistance by conducting two mandatory workshops on the application process, the implementation of budgets, and grant agreements. Both trainings were held in Santa Fe for the county DWI coordinators.

Program Collaboration

The county DWI program coordinators collaborate with county health councils, school health advisory councils, drug courts, magistrate court judges and staff, mental health professionals, prevention and treatment organizations to coordinate the use of resources and ensure that services are being received by those in need.

The Doña Ana Local DWI Program, under the Doña Ana County Health and Human Services Department, (HHSD) serve residents in the county that include rural and colonias communities. With 37 colonias communities served by the Doña Ana HHSD, the Doña Ana Local DWI program is able to extend its reach in coordinating culturally appropriate prevention activities in six community resource centers and various school districts through the Outreach and Education Division. These activities are also promoted to offenders residing in those communities by compliance officers in the Court Compliance Division. In addition, the Doña Ana Local DWI program contracted with Las Cruces Transportation to offer Project H.O.M.E. (Helping Others Make it home Every time). Project H.O.M.E. provides safe ride transportation services to adults seven nights a week including holidays.

The Torrance County DWI coordinator is actively involved in the Partnership for a Healthy Torrance Community, which also serves as the DWI Planning Council. By collaborating, health and DWI efforts are coordinated to have a larger impact in the community. In FY19, the group hosted the County's inaugural Suicide Awareness/Prevention 5K run. It was estimated that 300 people participated. The county DWI Program also hosted after-prom parties for students in the Mountainair and Moriarty school districts where portable breath tests were administered to individuals who voluntarily submitted to be tested. In exchange, individuals were entered into a drawing for prizes, provided by the Torrance County Drug Education Fund.

LDWI Bureau staff continued to partner with Human Services Department/Behavioral Health Services Division (HSD/BHSD) by participating in the Statewide Epidemiological and Outcomes Workgroup meetings and the Behavioral Health Collaborative meetings. LDWI Bureau staff also partnered with the Department of Transportation/Traffic Safety Division (DOT/TSD) by participating in the Highway Safety Plan process.

These are just a few of the many partnerships between county DWI programs, agencies and other resources/organizations around the state.

Conclusion

The LDWI program aims to reduce DWI, alcoholism, and alcohol abuse through a multi-pronged approach, which includes treating the offender through screening, treatment, compliance monitoring, and alternative sentencing, as well as preventing DWI before it starts through prevention and enforcement activities. This approach has made a positive impact on reducing DWI. According to the Traffic Safety Bureau of the NM Department of Transportation, alcohol involved traffic fatalities have fallen consistently from 231 in 1995 to 130 (preliminary number) in 2019. The percentage of alcohol-involved traffic fatalities has decreased by 44% from 1995 to 2019, but as even one alcohol-related fatality is too many, more work must be done to keep our highways and the citizens of New Mexico safe.

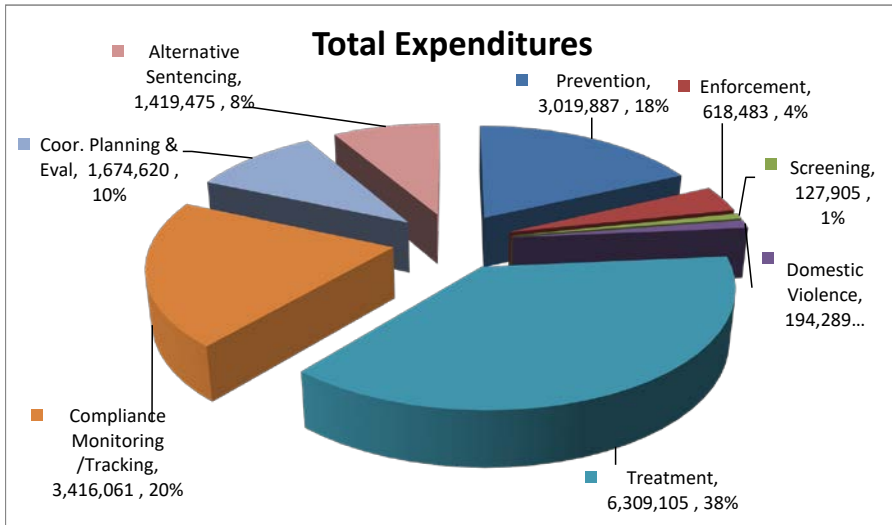
This report along with the FY19 county expenditures by component can be found on the DFA website at:

<http://www.nmdfa.state.nm.us/ldwi-annual-reports.aspx>

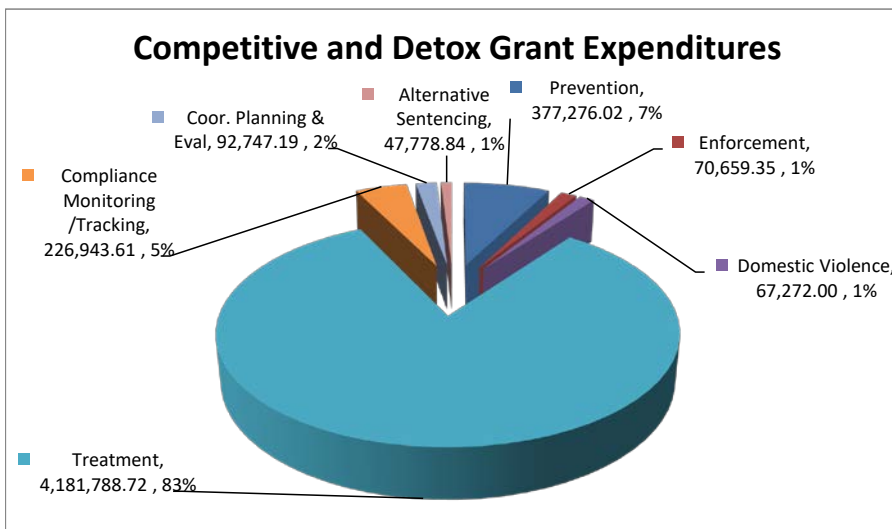
A list of the County DWI Program Coordinators who can share additional information related to each individual County DWI Program can be found at:

<http://www.nmdfa.state.nm.us/dwi-related-organizations-associations.aspx>

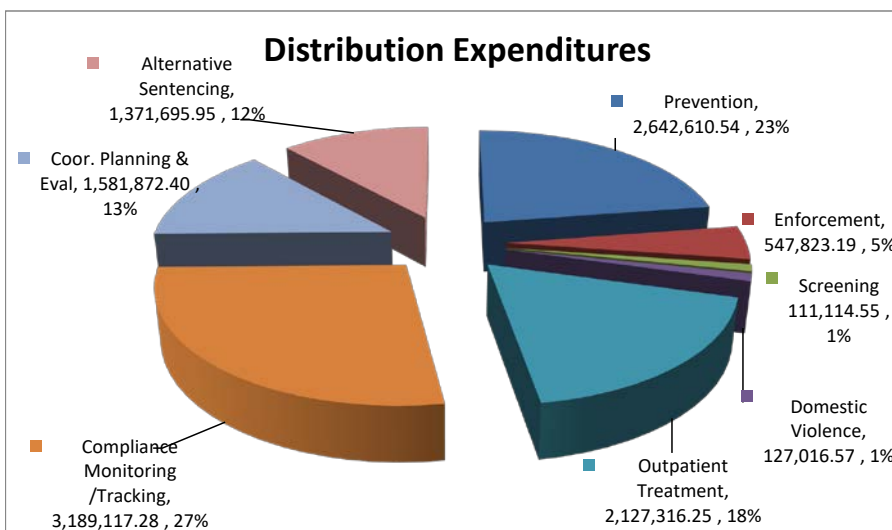
Local DWI Program Expenditures Statewide FY19



Actual Funding: \$18,227,311.00
 Actual Expenditures: \$16,779,823.15
 Amount Reverted: \$1,447,487.85
 Percentage Reverted: 7.94%



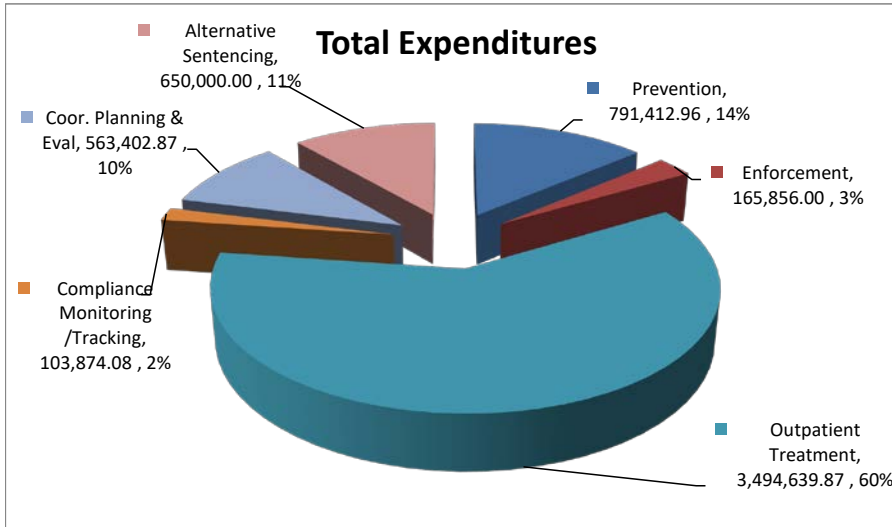
Actual Grant: \$5,001,311.00
 Actual Expenditures: \$5,081,256.42
 Amount Reverted: -\$79,945.42
 Percentage Reverted: -1.60%



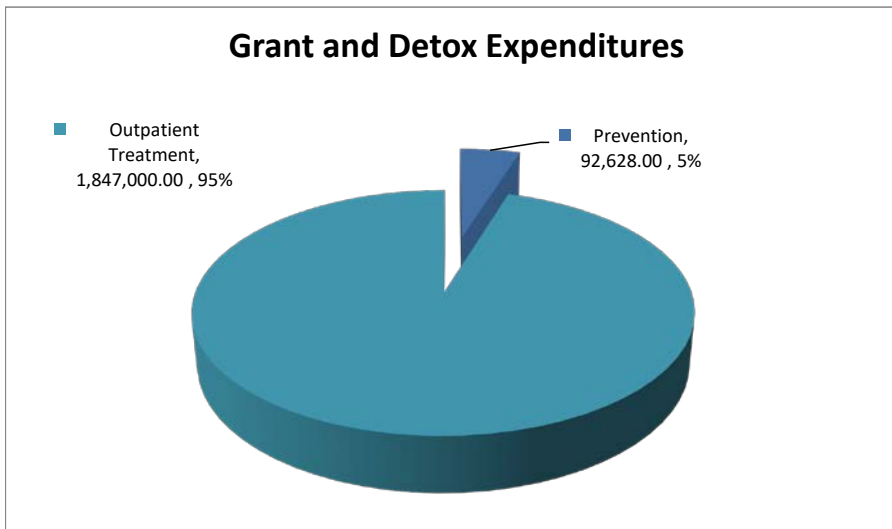
Actual Distribution: \$13,226,000.00
 Actual Expenditures: \$11,698,566.73
 Amount Reverted: \$1,527,433.27
 Percentage Reverted: 11.55%

- Prevention
- Enforcement
- Screening
- Domestic Violence
- Outpatient Treatment
- Compliance Monitoring/Tracking
- Coord. Planning & Eval
- Alternative Sentencing

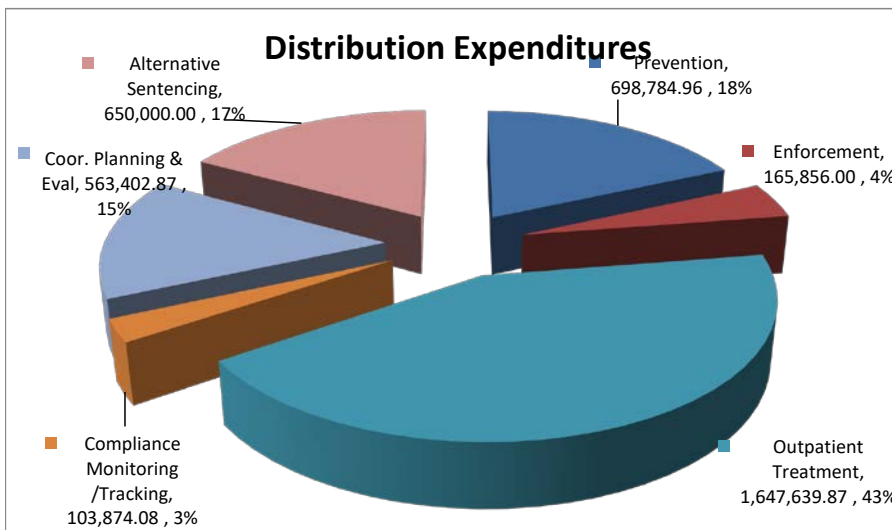
Local DWI Program Expenditures Bernalillo County FY19



Actual Funding: \$6,080,041.22
 Actual Expenditures: \$5,769,185.78
 Amount Reverted: \$310,855.44
 Percentage Reverted: 5.11%



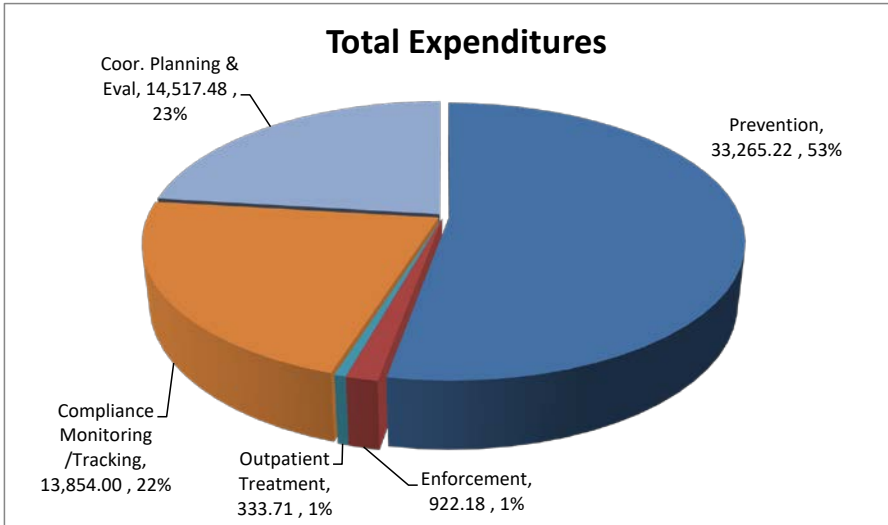
Actual Grant: \$2,017,128.00
 Actual Expenditures: \$1,939,628.00
 Amount Reverted: \$77,500.00
 Percentage Reverted: 3.84%



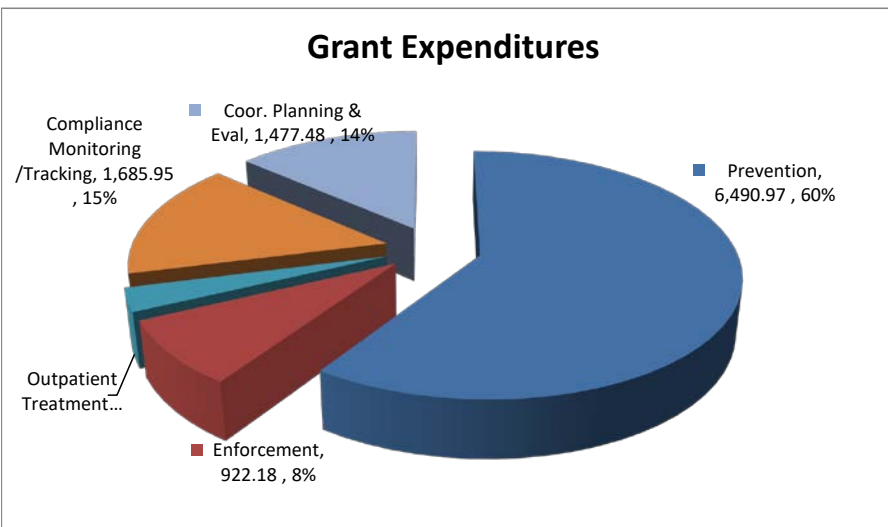
Actual Distribution: 4,062,913.22
 Actual Expenditures: \$3,829,557.78
 Amount Reverted: \$233,355.44
 Percentage Reverted: 5.74%

- Prevention
- Screening
- Outpatient Treatment
- Domestic Violence
- Compliance Monitoring/Tracking
- Alternative Sentencing
- Coord. Planning & Eval

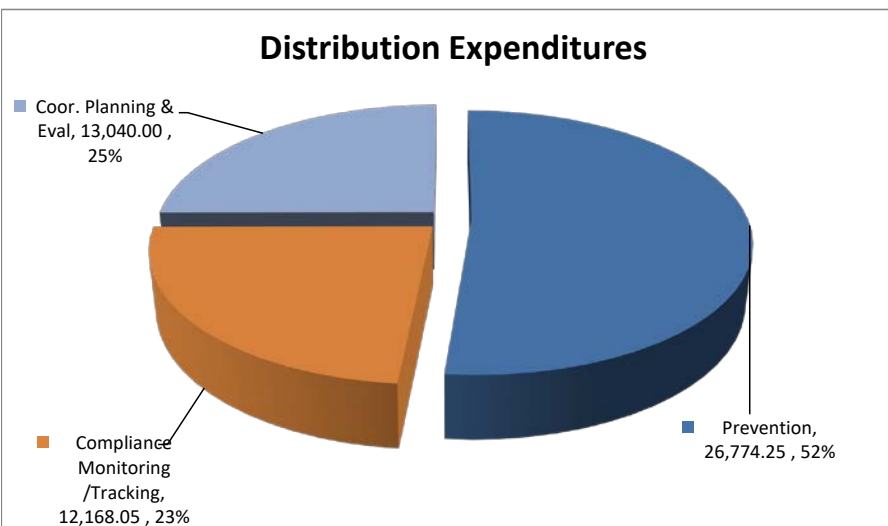
Local DWI Program Expenditures Catron County FY19



Actual Funding: \$91,000.32
 Actual Expenditures: \$62,892.59
 Amount Reverted: \$28,107.73
 Percentage Reverted: 30.89%



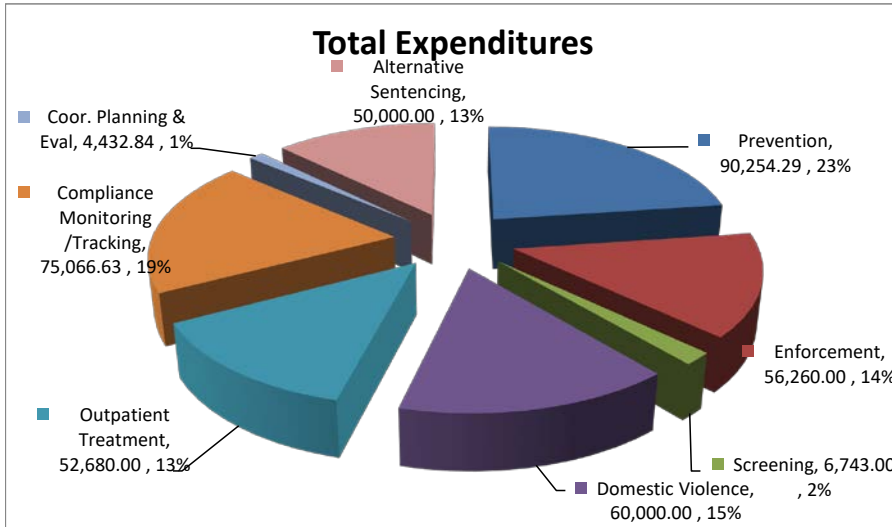
Actual Grant: \$ 29,000.00
 Actual Expenditures: \$10,910.29
 Amount Reverted: \$18,089.71
 Percentage Reverted: 62.38%



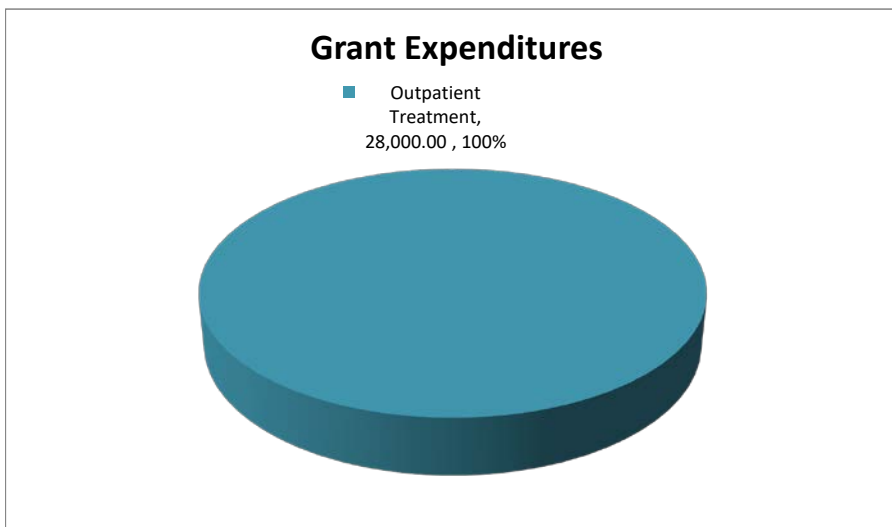
Actual Distribution: 62,000.32
 Actual Expenditures: \$51,982.30
 Amount Reverted: \$10,018.02
 Percentage Reverted: 16.16%

- Prevention
- Screening
- Outpatient Treatment
- Coor. Planning & Eval
- Enforcement
- Domestic Violence
- Compliance Monitoring/Tracking
- Alternative Sentencing

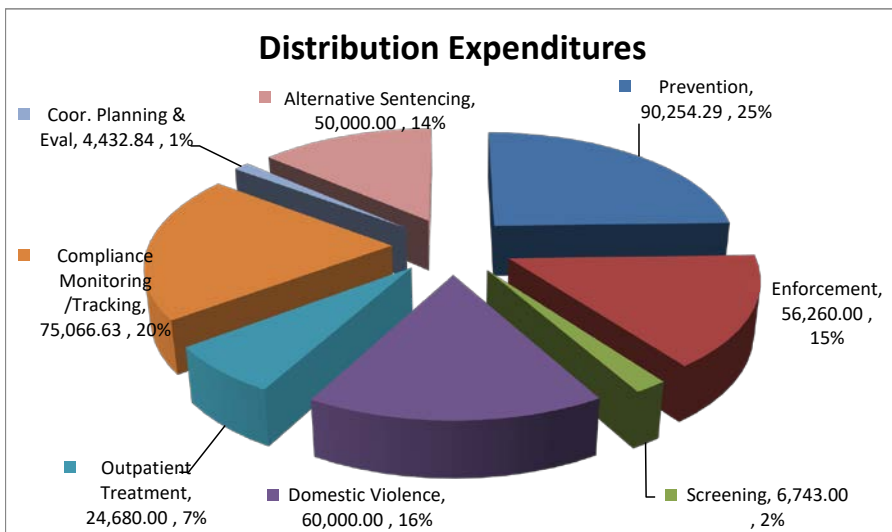
Local DWI Program Expenditures Chaves County FY19



Actual Funding: \$395,436.76
 Actual Expenditures: \$395,436.76
 Amount Reverted: \$0.00
 Percentage Reverted: 0.00%



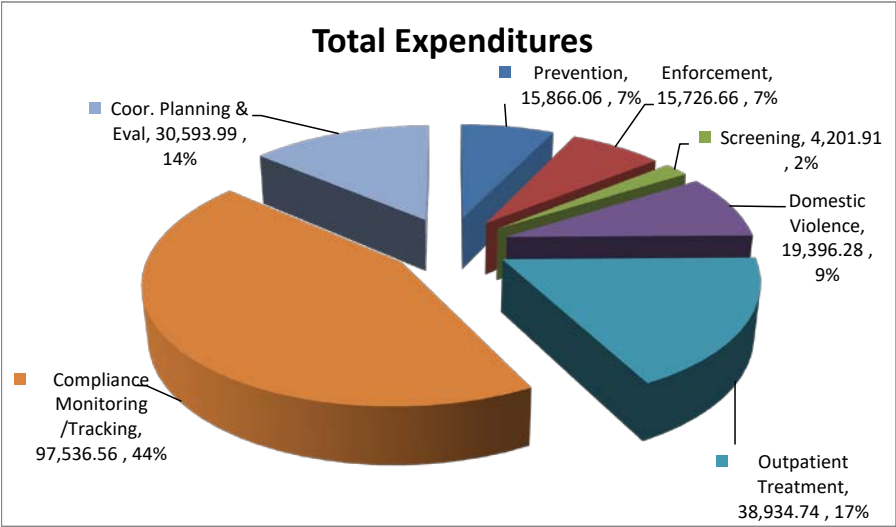
Actual Grant: 28,000
 Actual Expenditures: \$28,000.00
 Amount Reverted: \$0.00
 Percentage Reverted: 0.00%



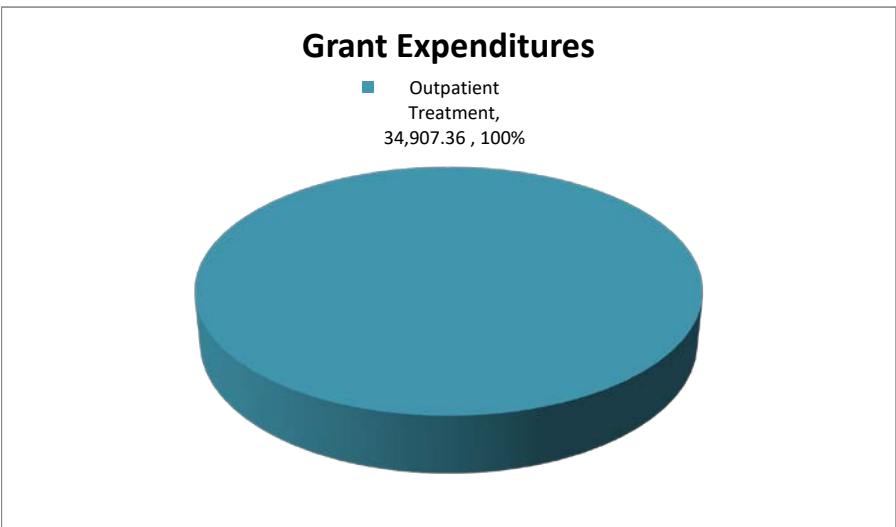
Actual Distribution: \$367,436.76
 Actual Expenditures: \$367,436.76
 Amount Reverted: \$0.00
 Percentage Reverted: 0.00%

- Prevention
- Screening
- Outpatient Treatment
- Coord. Planning & Eval
- Enforcement
- Domestic Violence
- Compliance Monitoring/Tracking
- Alternative Sentencing

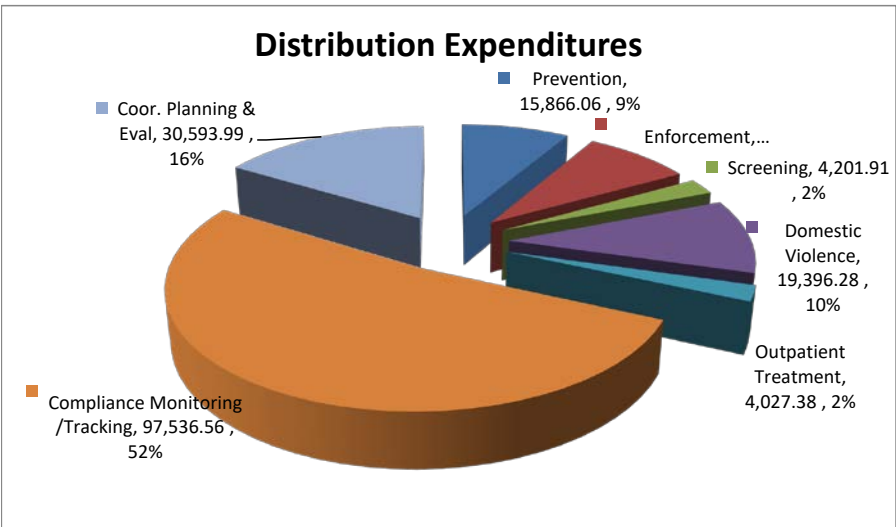
Local DWI Program Expenditures Cibola County FY19



Actual Funding: \$282,688.12
 Actual Expenditures: \$222,256.20
 Amount Reverted: \$60,431.92
 Percentage Reverted: 21.38%



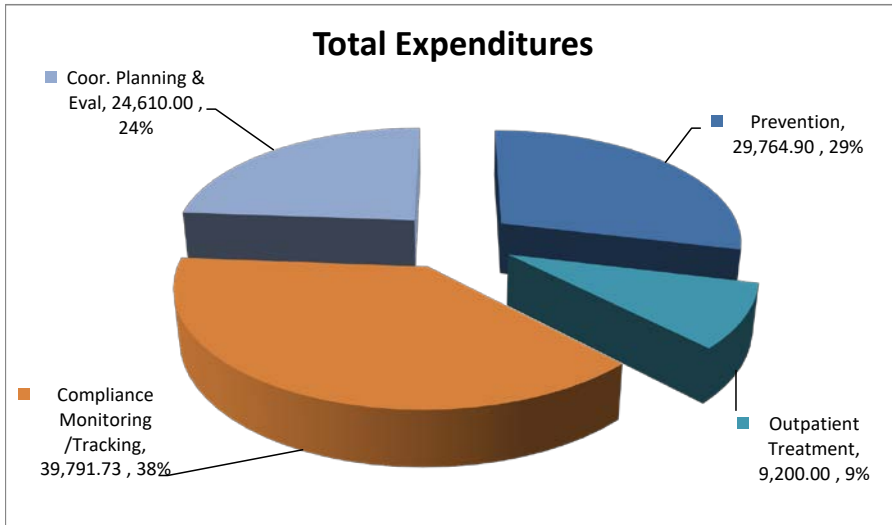
Actual Grant: 95,336
 Actual Expenditures: \$34,907.36
 Amount Reverted: \$60,428.64
 Percentage Reverted: 63.38%



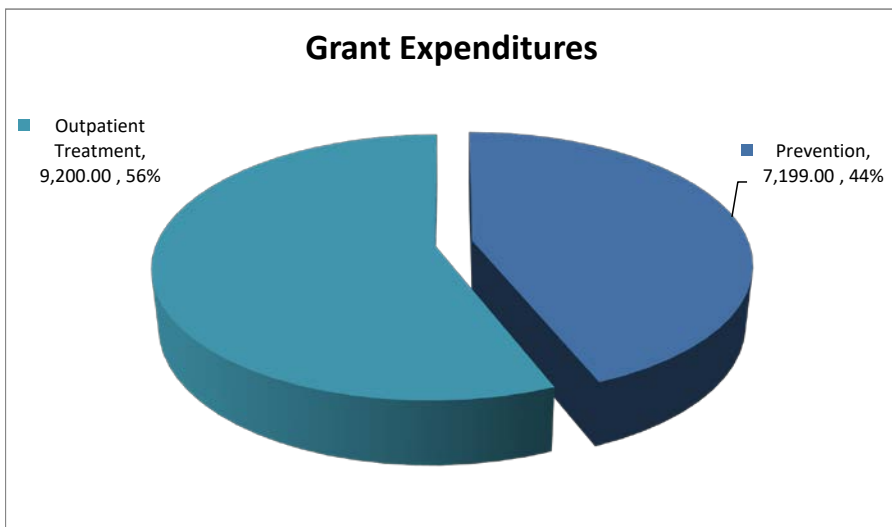
Actual Distribution: 187,352.12
 Actual Expenditures: \$187,348.84
 Amount Reverted: \$3.28
 Percentage Reverted: 0.00%

- Prevention
- Screening
- Outpatient Treatment
- Coord. Planning & Eval
- Enforcement
- Domestic Violence
- Compliance Monitoring/Tracking
- Alternative Sentencing

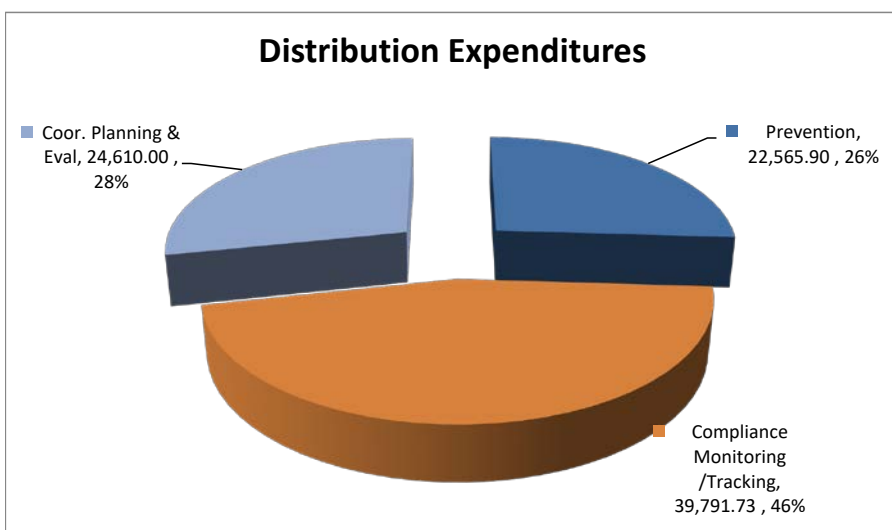
Local DWI Program Expenditures Colfax County FY19



Actual Funding: \$105,590.43
 Actual Expenditures: \$103,366.63
 Amount Reverted: \$2,223.80
 Percentage Reverted: 2.11%



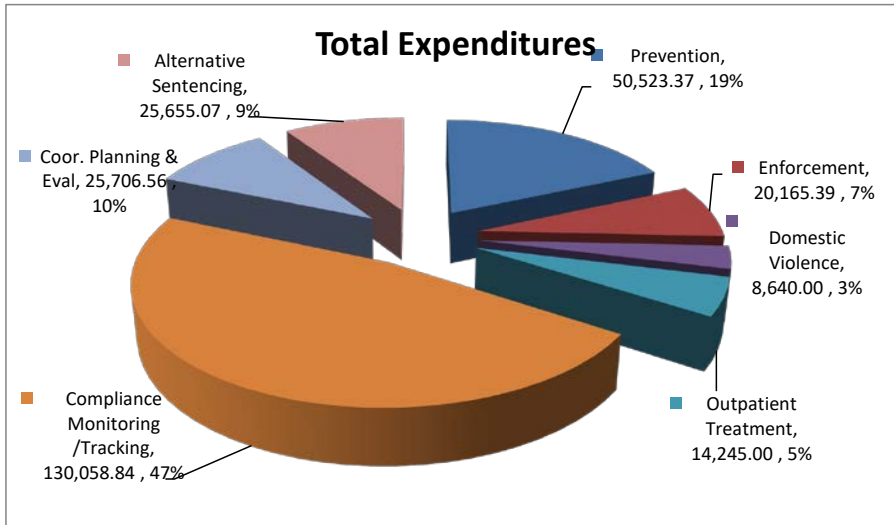
Actual Grant: 16,399
 Actual Expenditures: \$16,399.00
 Amount Reverted: \$0.00
 Percentage Reverted: 0.00%



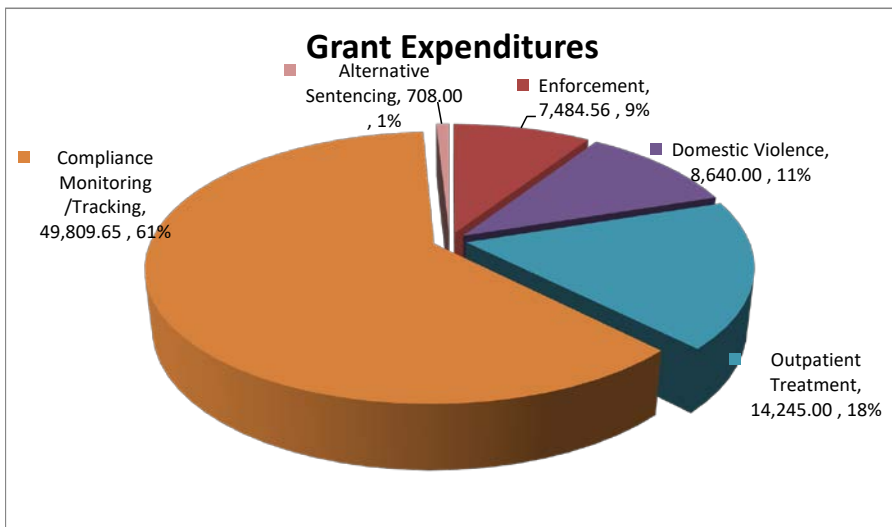
Actual Distribution: 89,191.43
 Actual Expenditures: \$86,967.63
 Amount Reverted: \$2,223.80
 Percentage Reverted: 2.49%

- Prevention
- Screening
- Outpatient Treatment
- Coord. Planning & Eval
- Enforcement
- Domestic Violence
- Compliance Monitoring/Tracking
- Alternative Sentencing

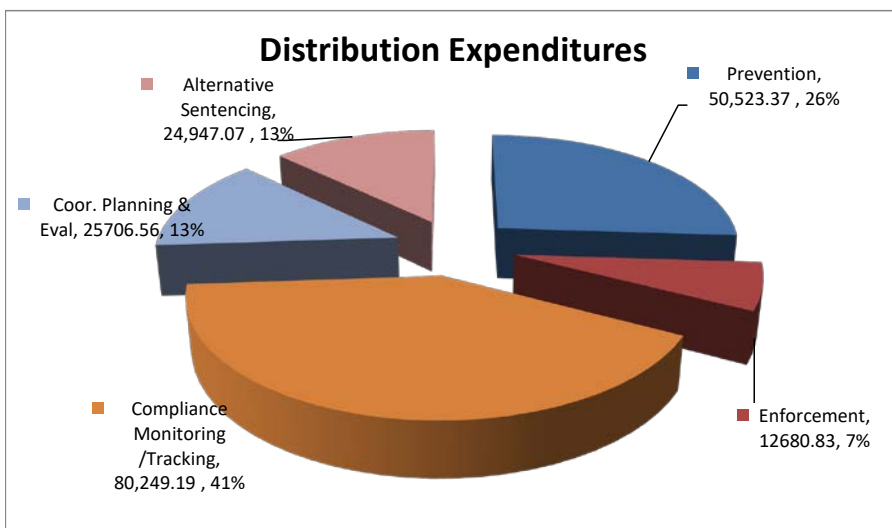
Local DWI Program Expenditures Curry County FY19



Actual Funding: \$309,637.65
 Actual Expenditures: \$274,994.23
 Amount Reverted: \$34,643.42
 Percentage Reverted: 11.19%



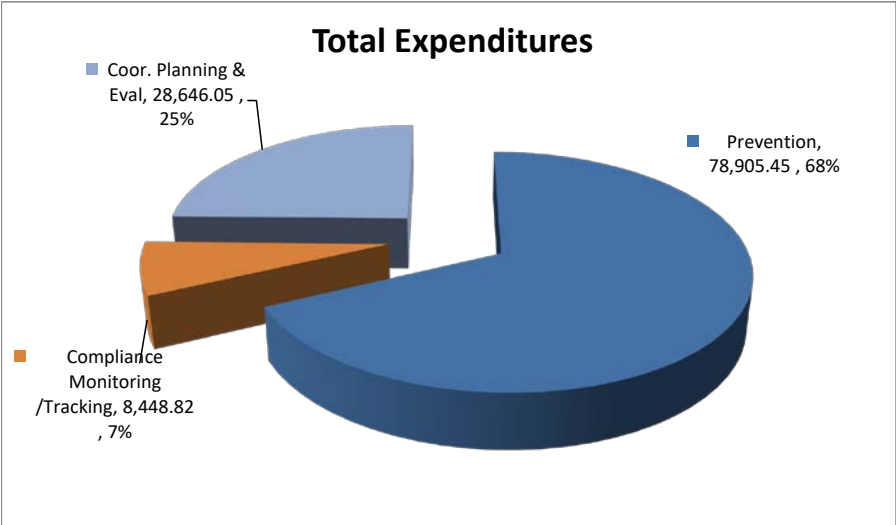
Actual Grant: 96,887
 Actual Expenditures: \$80,887.21
 Amount Reverted: \$15,999.79
 Percentage Reverted: 16.51%



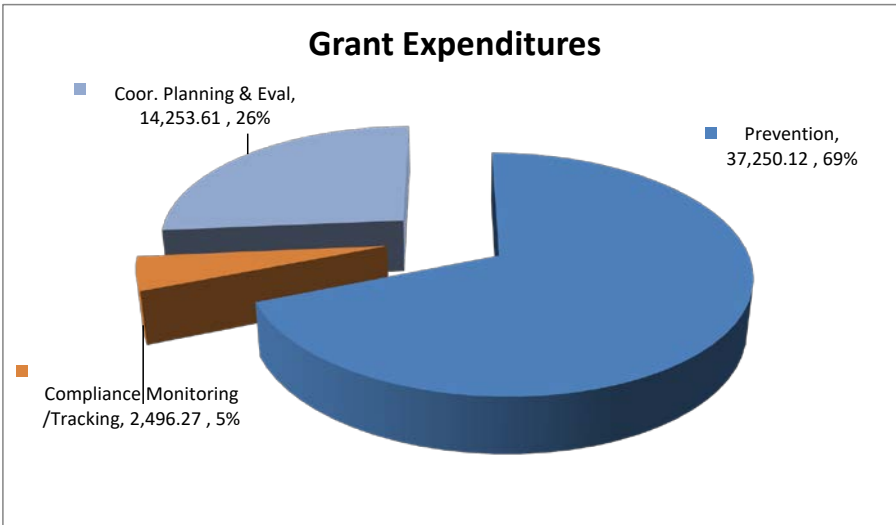
Actual Distribution: 212,750.65
 Actual Expenditures: \$194,107.02
 Amount Reverted: \$18,643.63
 Percentage Reverted: 8.76%

- Prevention
- Screening
- Outpatient Treatment
- Coor. Planning & Eval
- Enforcement
- Domestic Violence
- Compliance Monitoring/Tracking
- Alternative Sentencing

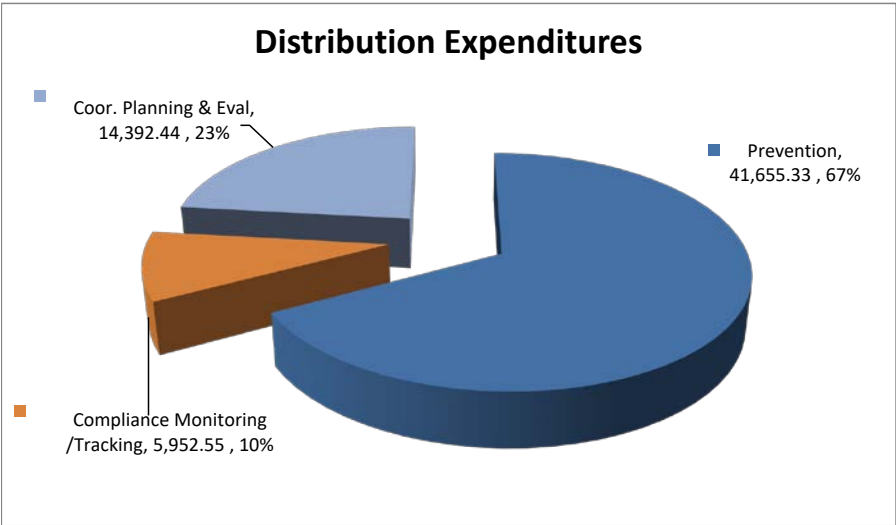
Local DWI Program Expenditures DeBaca County FY19



Actual Funding: \$116,000.32
 Actual Expenditures: \$116,000.32
 Amount Reverted: \$0.00
 Percentage Reverted: 0.00%



Actual Grant: 54,000
 Actual Expenditures: \$54,000.00
 Amount Reverted: \$0.00
 Percentage Reverted: 0.00%

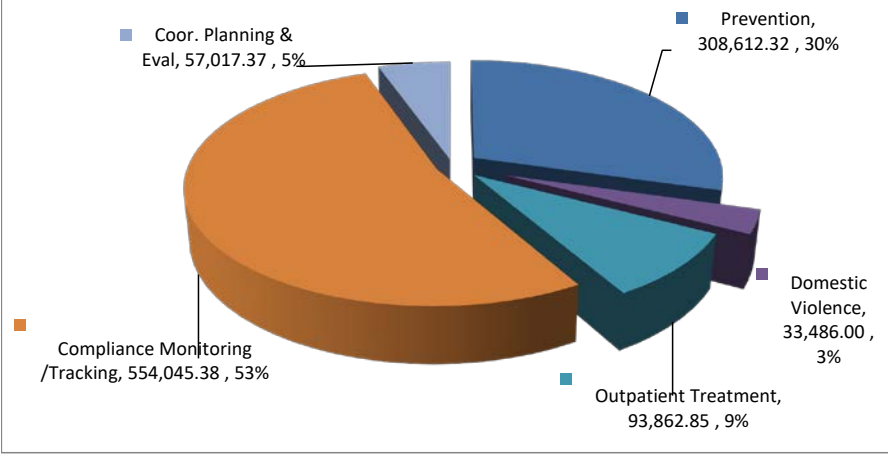


Actual Distribution: 62,000.32
 Actual Expenditures: \$62,000.32
 Amount Reverted: \$0.00
 Percentage Reverted: 0.00%

- Prevention
- Screening
- Outpatient Treatment
- Coord. Planning & Eval
- Enforcement
- Domestic Violence
- Compliance Monitoring/Tracking
- Alternative Sentencing

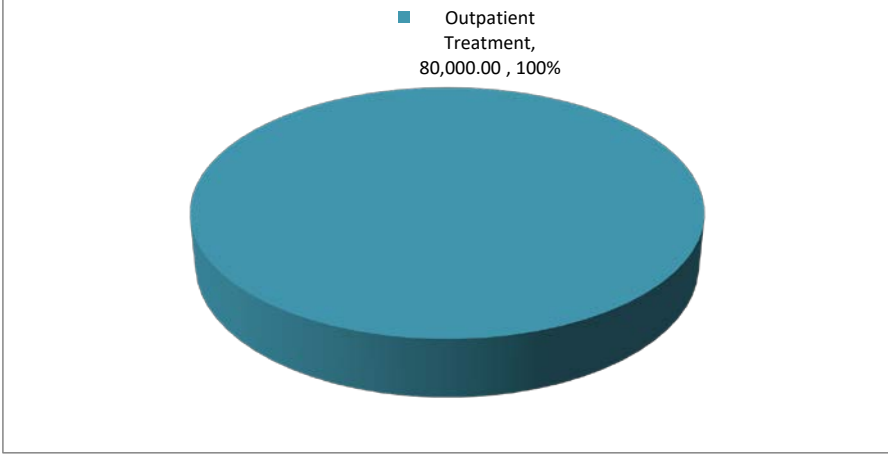
Local DWI Program Expenditures Dona Ana County FY19

Total Expenditures



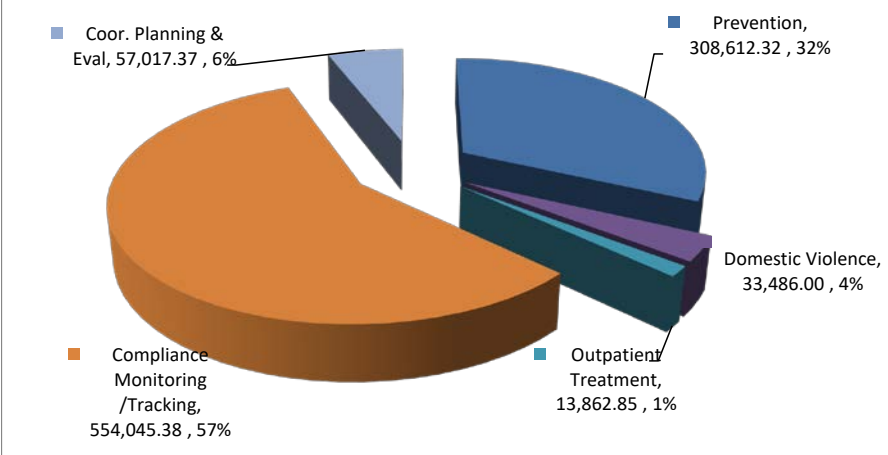
Actual Funding: \$1,066,009.62
 Actual Expenditures: \$1,047,023.92
 Amount Reverted: \$18,985.70
 Percentage Reverted: 1.78%

Grant Expenditures



Actual Grant: \$80,000.00
 Actual Expenditures: \$80,000.00
 Amount Reverted: \$0.00
 Percentage Reverted: 0.00%

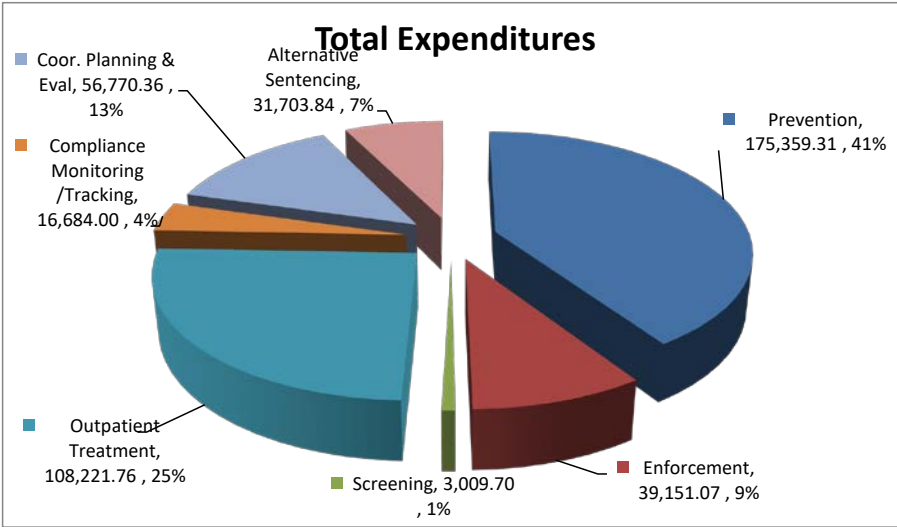
Distribution Expenditures



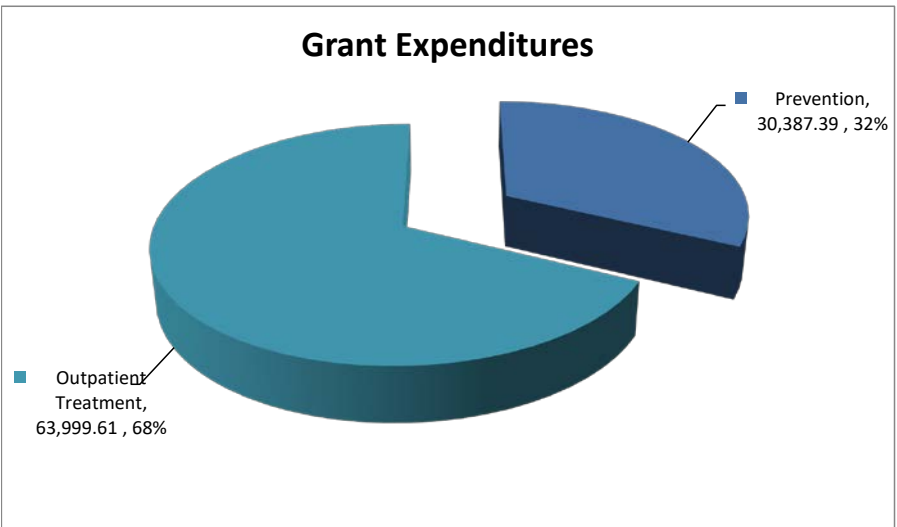
Actual Distribution: \$986,009.62
 Actual Expenditures: \$967,023.92
 Amount Reverted: \$18,985.70
 Percentage Reverted: 1.93%

- Prevention
- Enforcement
- Screening
- Domestic Violence
- Outpatient Treatment
- Compliance Monitoring/Tracking
- Coor. Planning & Eval
- Alternative Sentencing

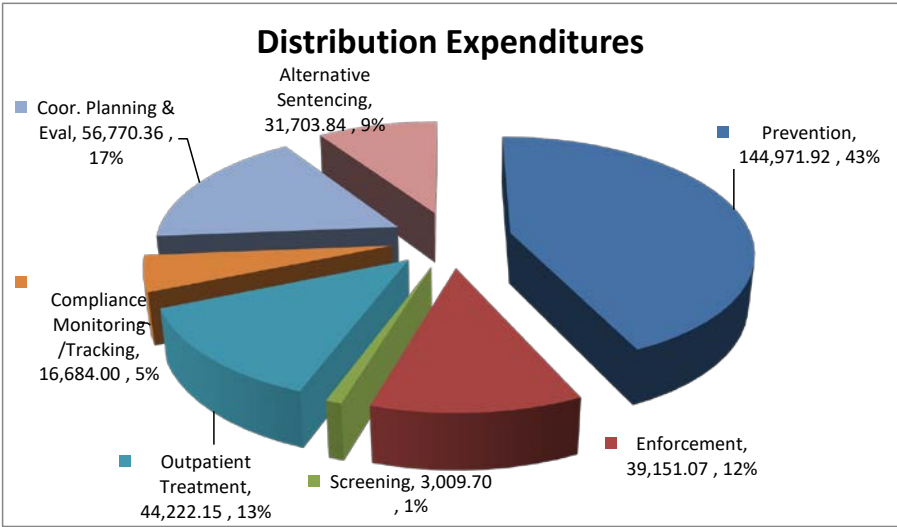
Local DWI Program Expenditures Eddy County FY19



Actual Funding: \$483,767.78
 Actual Expenditures: \$430,900.04
 Amount Reverted: \$52,867.74
 Percentage Reverted: 10.93%



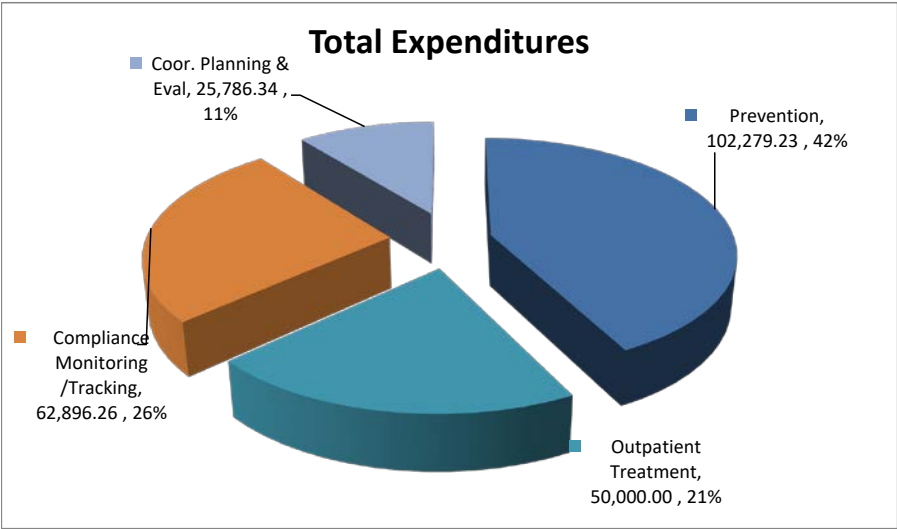
Actual Grant: 94,387
 Actual Expenditures: \$94,387.00
 Amount Reverted: \$0.00
 Percentage Reverted: 0.00%



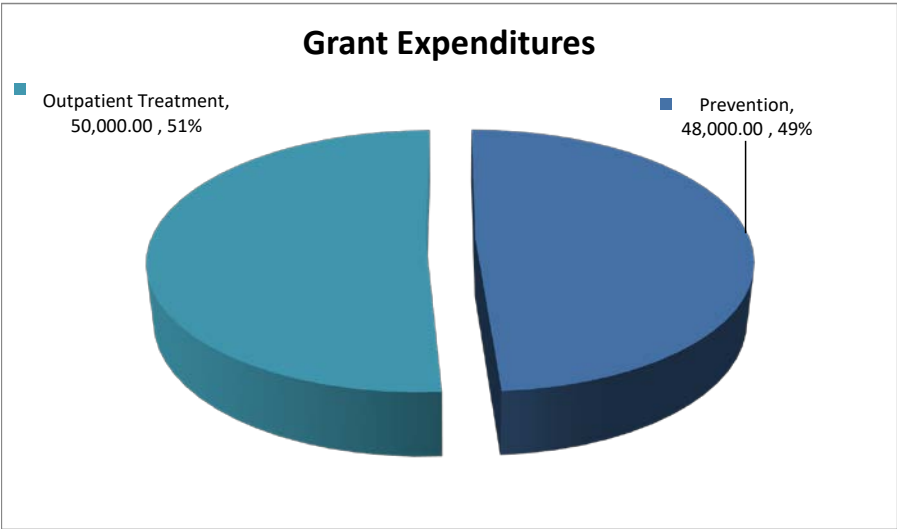
Actual Distribution: 389,380.78
 Actual Expenditures: \$336,513.04
 Amount Reverted: \$52,867.74
 Percentage Reverted: 13.58%

- Prevention
- Screening
- Outpatient Treatment
- Coord. Planning & Eval
- Enforcement
- Domestic Violence
- Compliance Monitoring/Tracking
- Alternative Sentencing

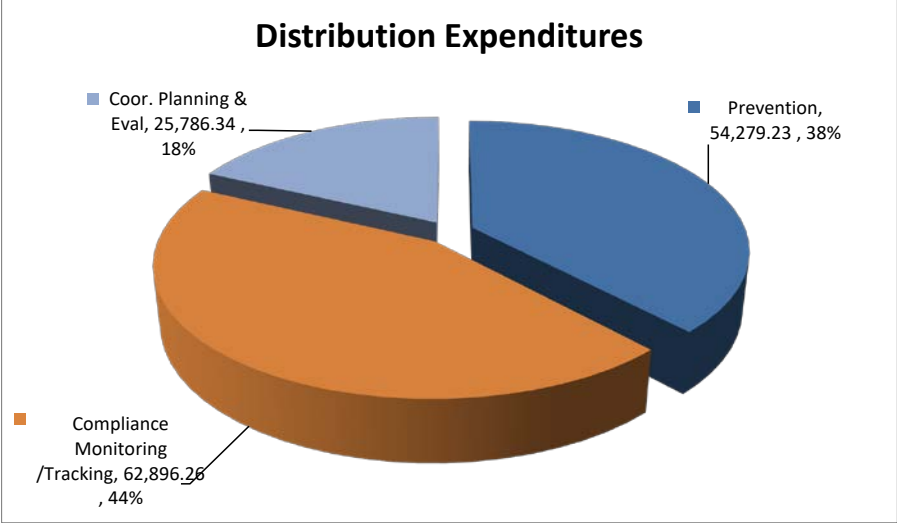
Local DWI Program Expenditures Grant County FY19



Actual Funding: \$249,338.03
 Actual Expenditures: \$240,961.83
 Amount Reverted: \$8,376.20
 Percentage Reverted: 3.36%



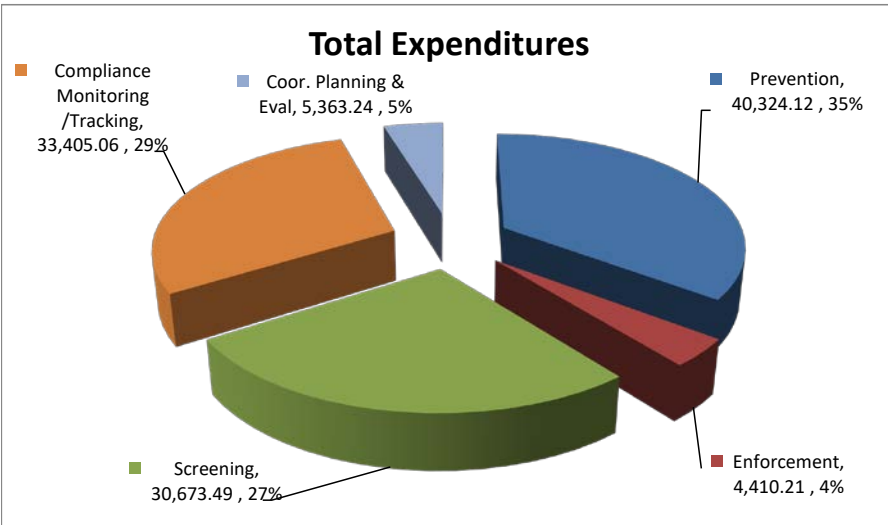
Actual Grant: 98,000
 Actual Expenditures: \$98,000.00
 Amount Reverted: \$0.00
 Percentage Reverted: 0.00%



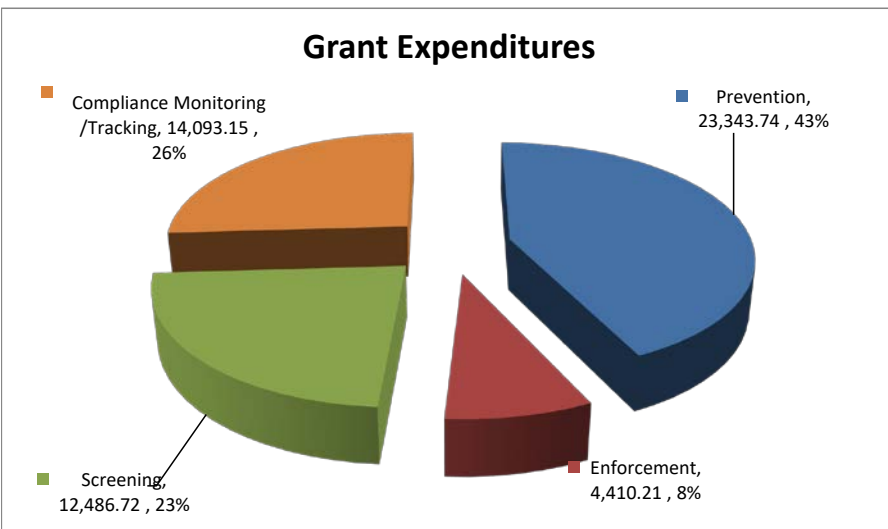
Actual Distribution: 151,338.03
 Actual Expenditures: \$142,961.83
 Amount Reverted: \$8,376.20
 Percentage Reverted: 5.53%

- Prevention
- Enforcement
- Screening
- Domestic Violence
- Outpatient Treatment
- Compliance Monitoring/Tracking
- Coord. Planning & Eval
- Alternative Sentencing

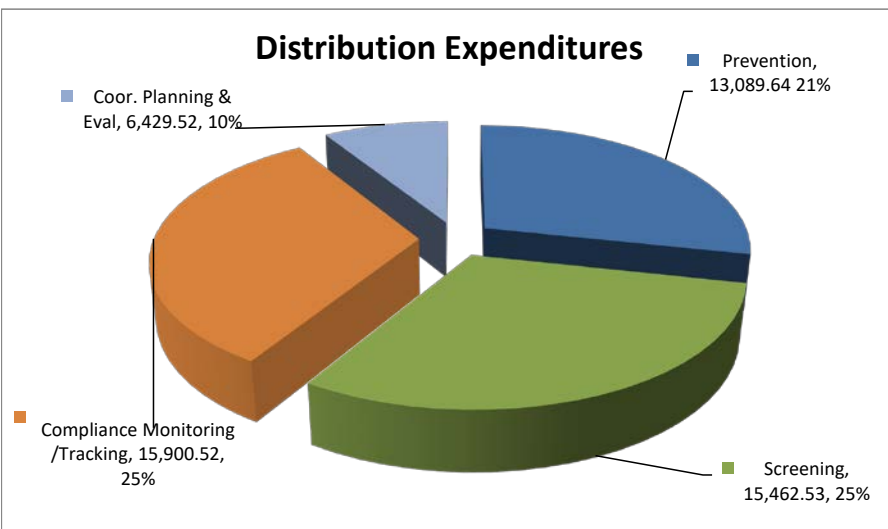
Local DWI Program Expenditures Guadalupe County FY19



Actual Funding: \$116,288.40
 Actual Expenditures: \$114,176.12
 Amount Reverted: \$2,112.28
 Percentage Reverted: 1.82%



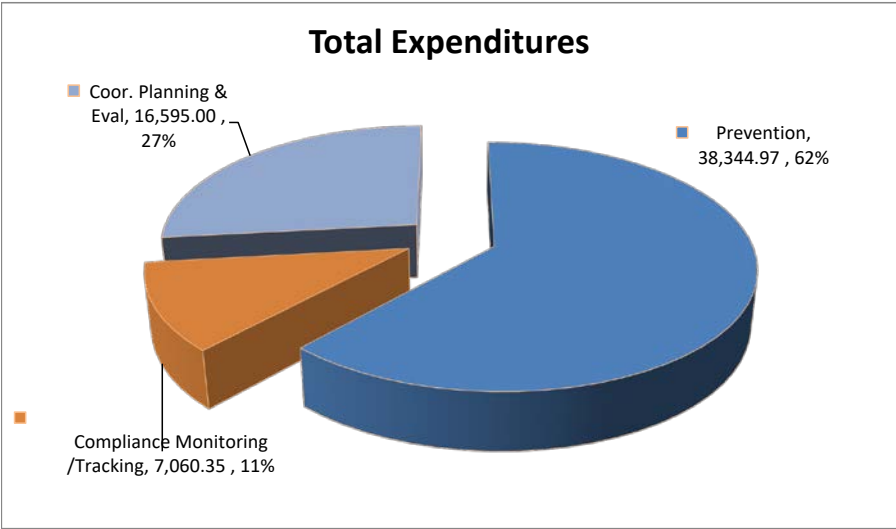
Actual Grant: 54,615
 Actual Expenditures: \$54,333.82
 Amount Reverted: \$281.18
 Percentage Reverted: 0.51%



Actual Distribution: 61,673.40
 Actual Expenditures: \$59,842.30
 Amount Reverted: \$1,831.10
 Percentage Reverted: 2.97%

- Prevention
- Screening
- Compliance Monitoring/Tracking
- Coord. Planning & Eval
- Enforcement
- Domestic Violence
- Alternative Sentencing

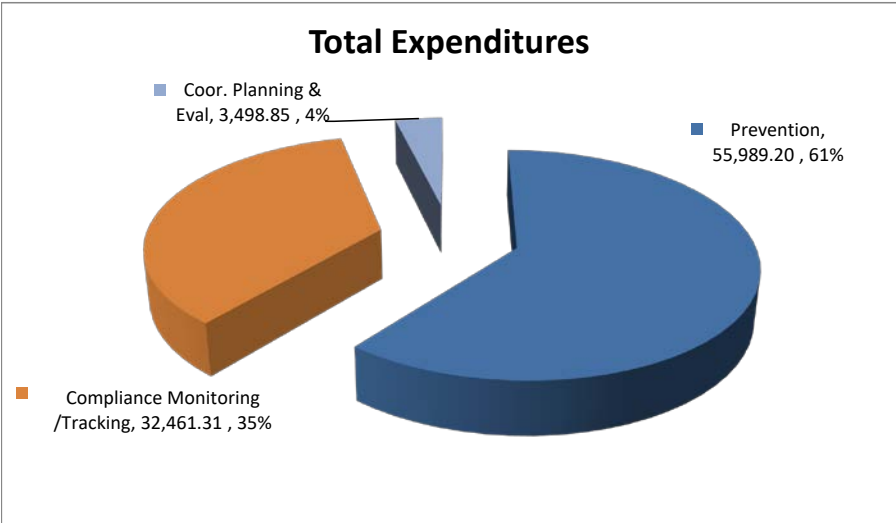
Local DWI Program Expenditures Harding County FY19



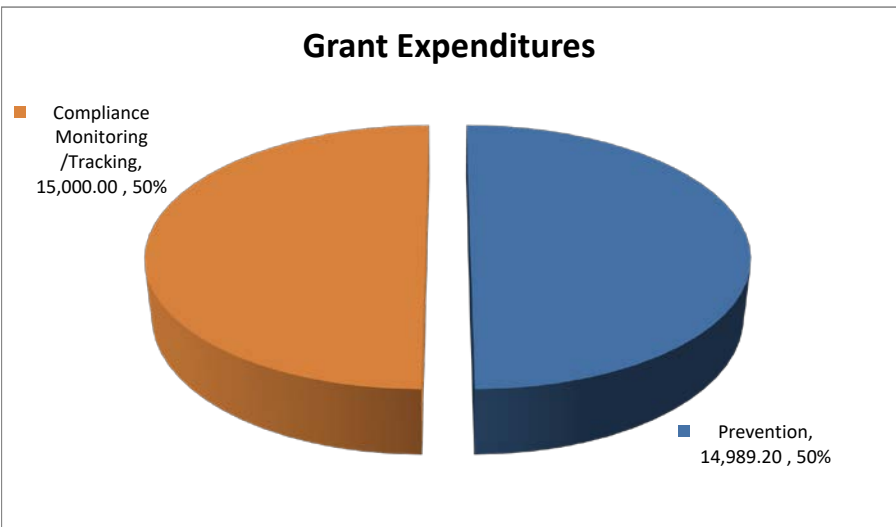
Actual Funding:	\$62,000.32
Actual Expenditures:	\$62,000.32
Amount Reverted:	\$0.00
Percentage Reverted:	0.00%

- Prevention
 - Screening
 - Outpatient Treatment
 - Coordination, Planning & Evaluation
- Enforcement
 - Domestic Violence
 - Compliance Monitoring/Tracking
 - Alternative Sentencing

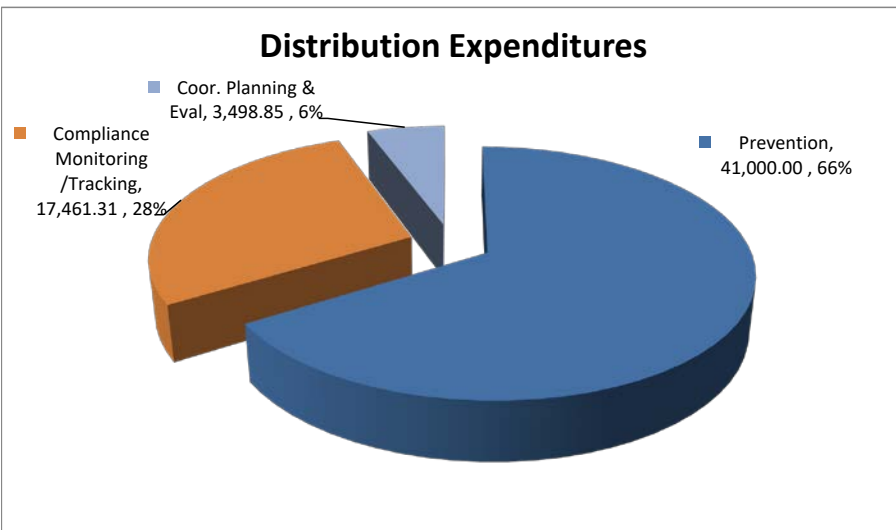
Local DWI Program Expenditures Hidalgo County FY19



Actual Funding: \$92,000.32
 Actual Expenditures: \$91,949.36
 Amount Reverted: \$50.96
 Percentage Reverted: 0.06%



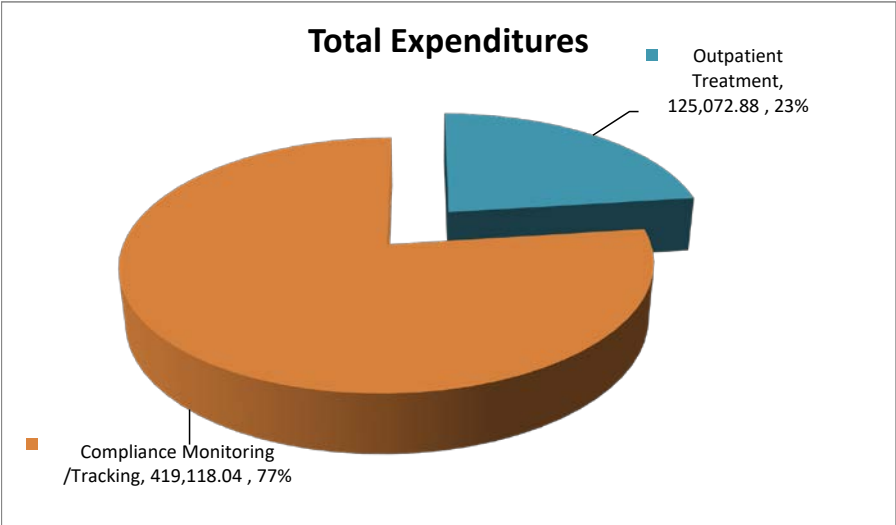
Actual Grant: 30,000
 Actual Expenditures: \$29,989.20
 Amount Reverted: \$10.80
 Percentage Reverted: 0.04%



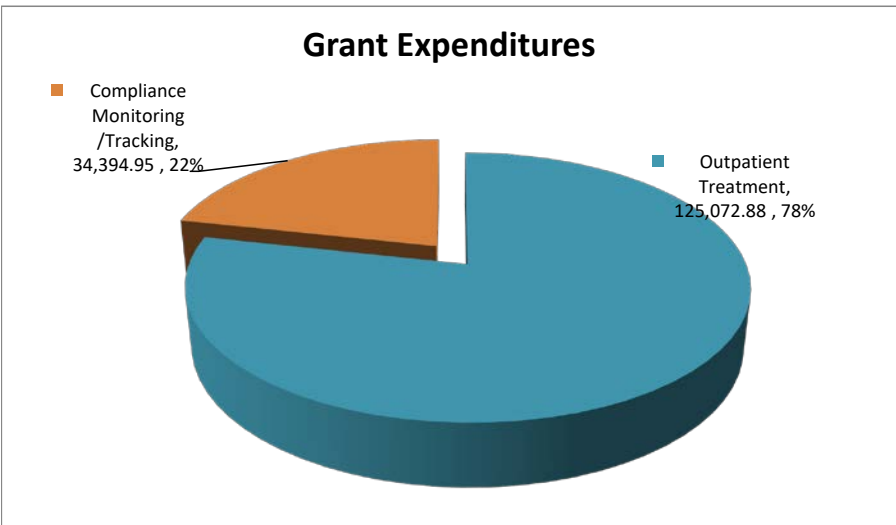
Actual Distribution: 62,000.32
 Actual Expenditures: \$61,960.16
 Amount Reverted: \$40.16
 Percentage Reverted: 0.06%

- Prevention
- Screening
- Outpatient Treatment
- Coord. Planning & Eval
- Enforcement
- Domestic Violence
- Compliance Monitoring/Tracking
- Alternative Sentencing

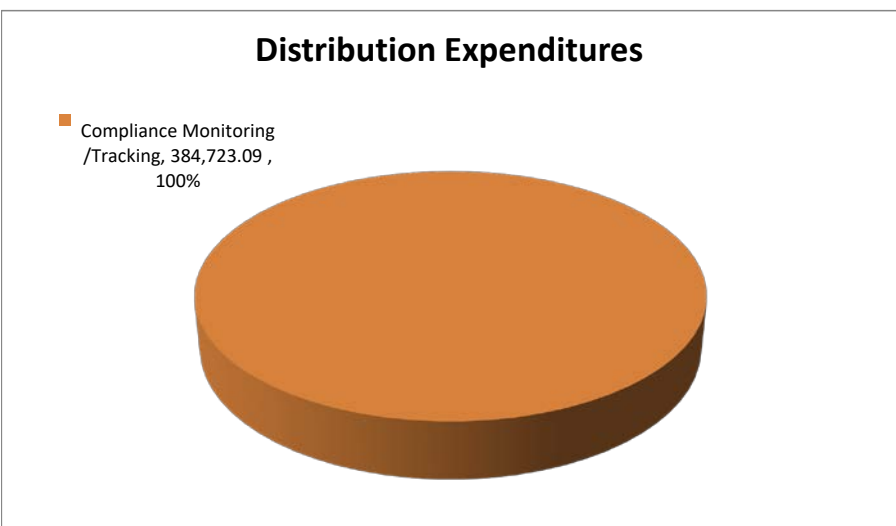
Local DWI Program Expenditures Lea County FY19



Actual Funding: \$544,723.09
 Actual Expenditures: \$544,190.92
 Amount Reverted: \$532.17
 Percentage Reverted: 0.10%



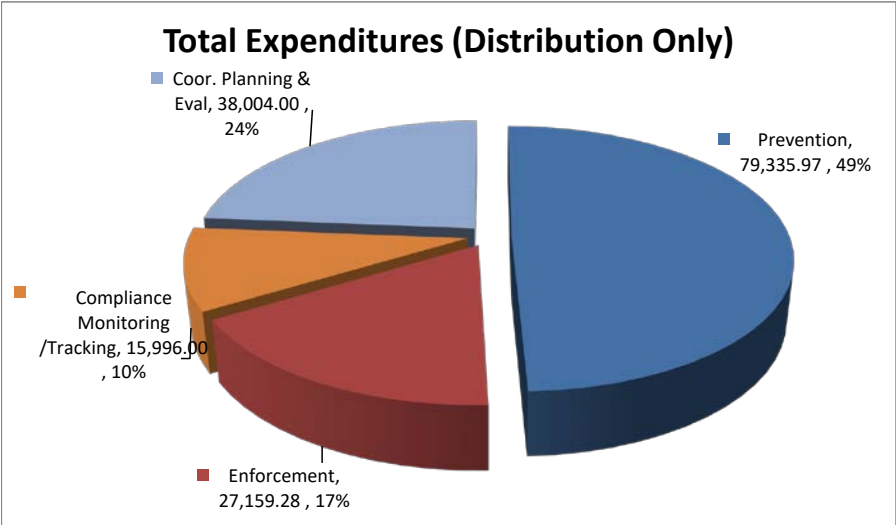
Actual Grant: 160,000
 Actual Expenditures: \$159,467.83
 Amount Reverted: \$532.17
 Percentage Reverted: 0.33%



Actual Distribution: 384,723.09
 Actual Expenditures: \$384,723.09
 Amount Reverted: \$0.00
 Percentage Reverted: 0.00%

- Prevention
- Screening
- Outpatient Treatment
- Coord. Planning & Eval
- Enforcement
- Domestic Violence
- Compliance Monitoring/Tracking
- Alternative Sentencing

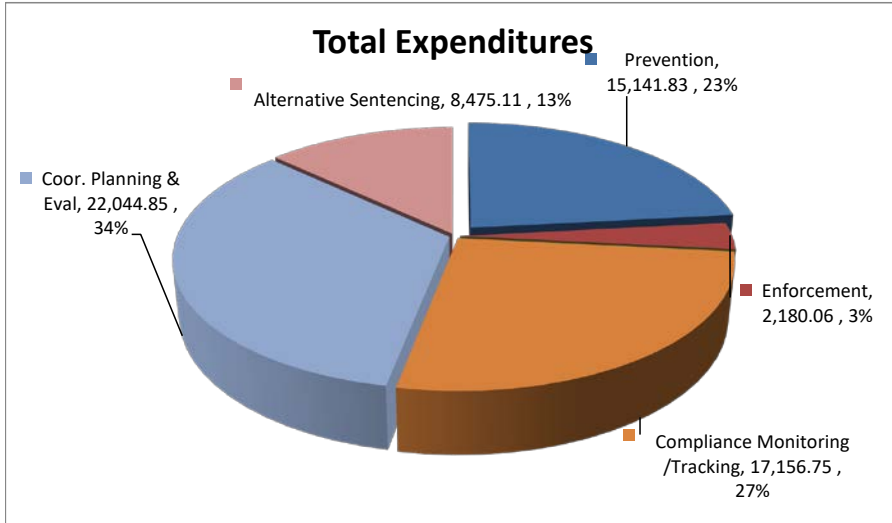
Local DWI Program Expenditures Lincoln County FY19



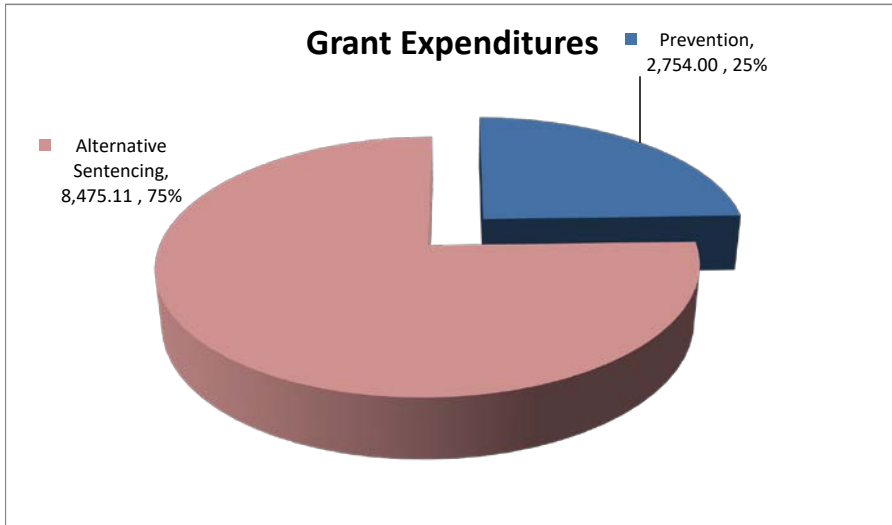
Actual Funding:	160,547.64
Actual Expenditures:	\$160,495.25
Amount Reverted:	\$52.39
Percentage Reverted:	0.03%

- Prevention
- Screening
- Outpatient Treatment
- Coordination, Planning & Eval
- Enforcement
- Domestic Violence
- Compliance Monitoring/Tracking
- Alternative Sentencing

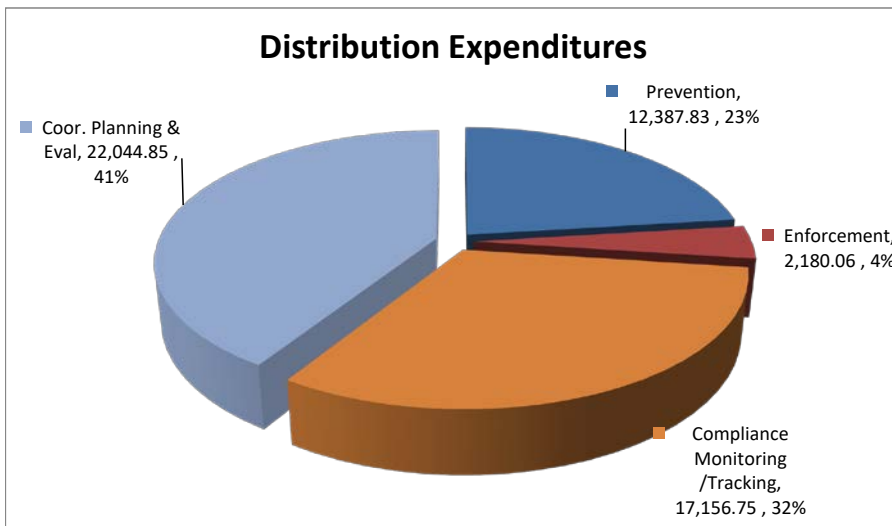
Local DWI Program Expenditures Los Alamos County FY19



Actual Funding: \$81,435.32
 Actual Expenditures: \$64,998.60
 Amount Reverted: \$16,436.72
 Percentage Reverted: 20.18%



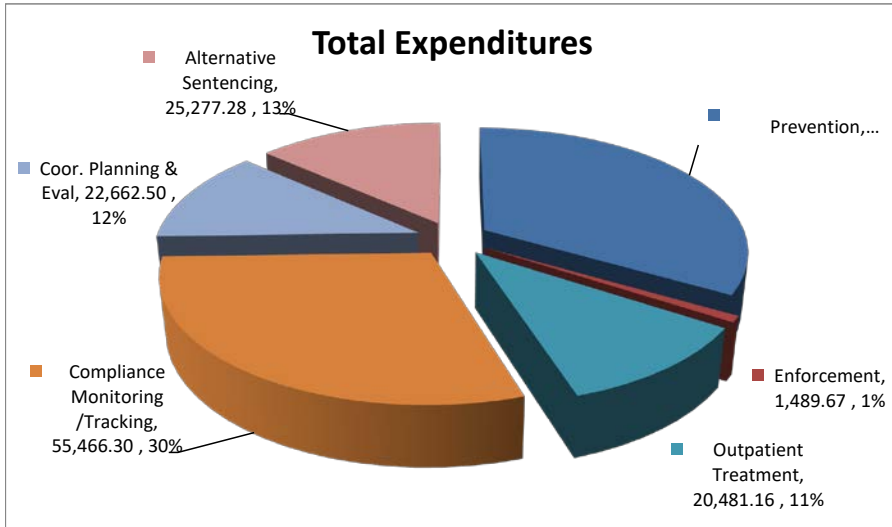
Actual Grant: 19,435
 Actual Expenditures: \$11,229.11
 Amount Reverted: \$8,205.89
 Percentage Reverted: 42.22%



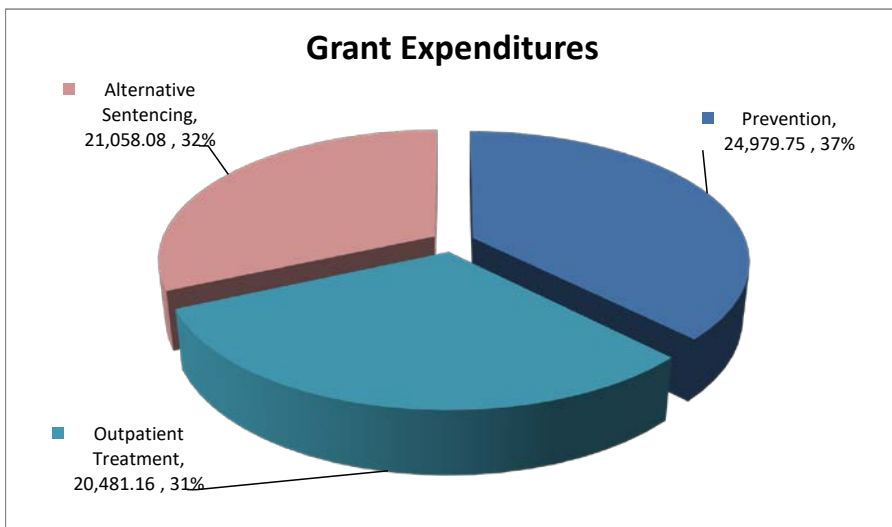
Actual Distribution: 62,000.32
 Actual Expenditures: \$53,769.49
 Amount Reverted: \$8,230.83
 Percentage Reverted: 13.28%

- Prevention
- Screening
- Outpatient Treatment
- Coord. Planning & Eval
- Enforcement
- Domestic Violence
- Compliance Monitoring/Tracking
- Alternative Sentencing

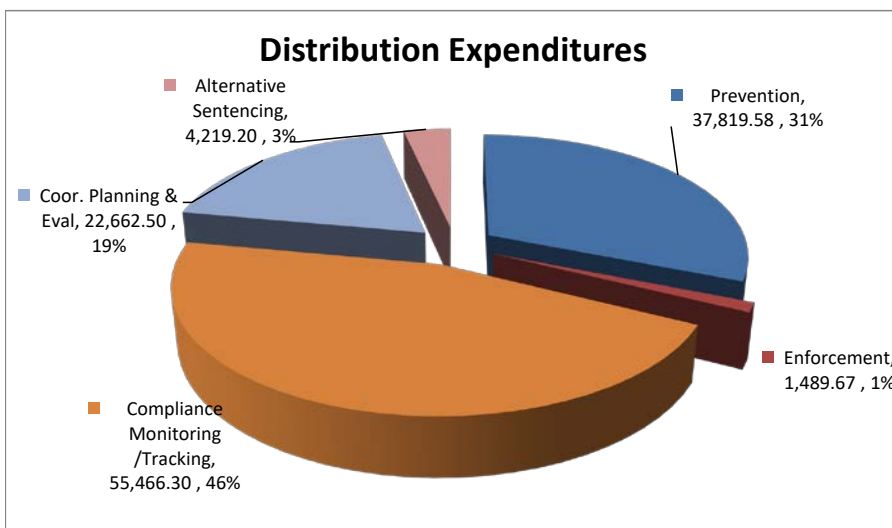
Local DWI Program Expenditures Luna County FY19



Actual Funding: \$193,958.93
 Actual Expenditures: \$188,176.24
 Amount Reverted: \$5,782.69
 Percentage Reverted: 2.98%



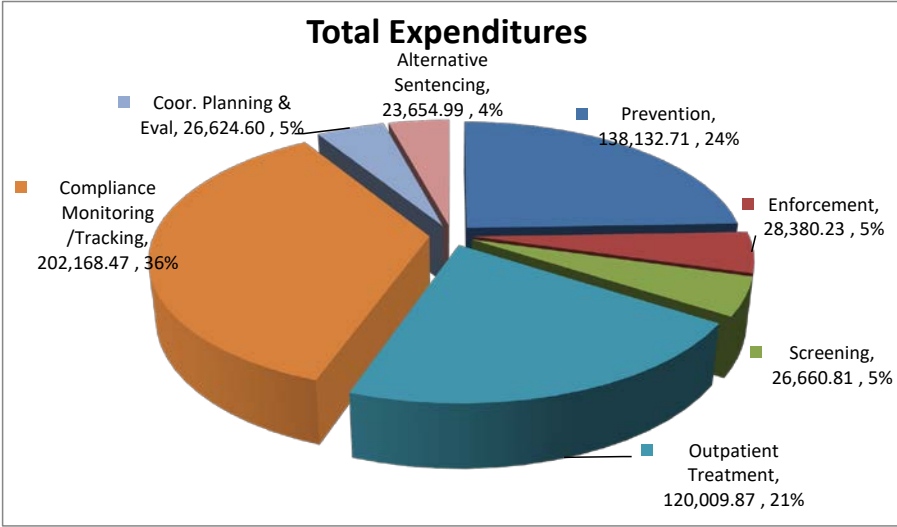
Actual Grant: 67,814
 Actual Expenditures: \$66,518.99
 Amount Reverted: \$1,295.01
 Percentage Reverted: 1.91%



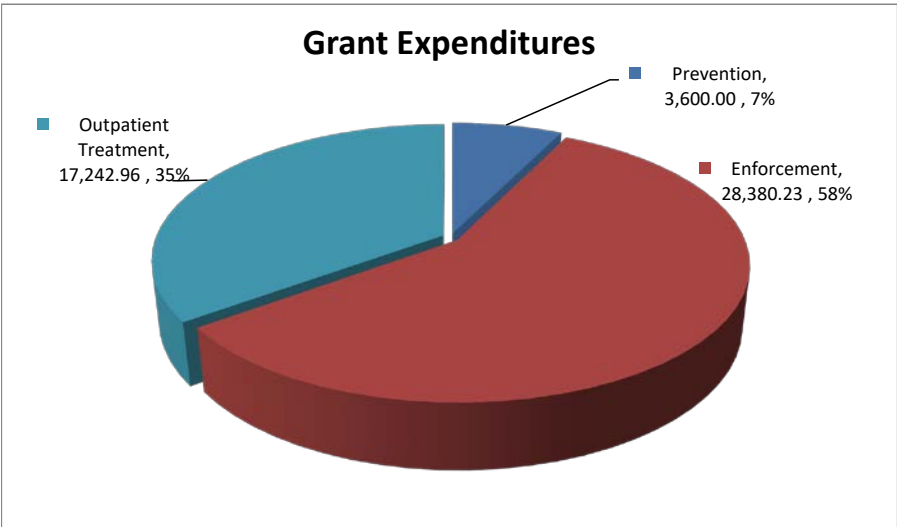
Actual Distribution: 126,144.93
 Actual Expenditures: \$121,657.25
 Amount Reverted: \$4,487.68
 Percentage Reverted: 3.56%

- Prevention
- Screening
- Outpatient Treatment
- Coord. Planning & Eval
- Enforcement
- Domestic Violence
- Compliance Monitoring/Tracking
- Alternative Sentencing

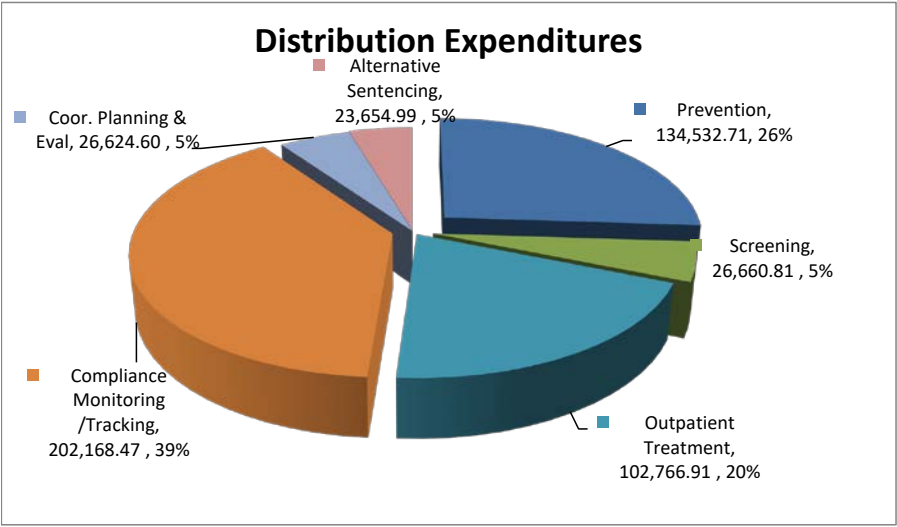
Local DWI Program Expenditures McKinley County FY19



Actual Funding: \$718,544.34
 Actual Expenditures: \$565,631.68
 Amount Reverted: \$152,912.66
 Percentage Reverted: 21.28%



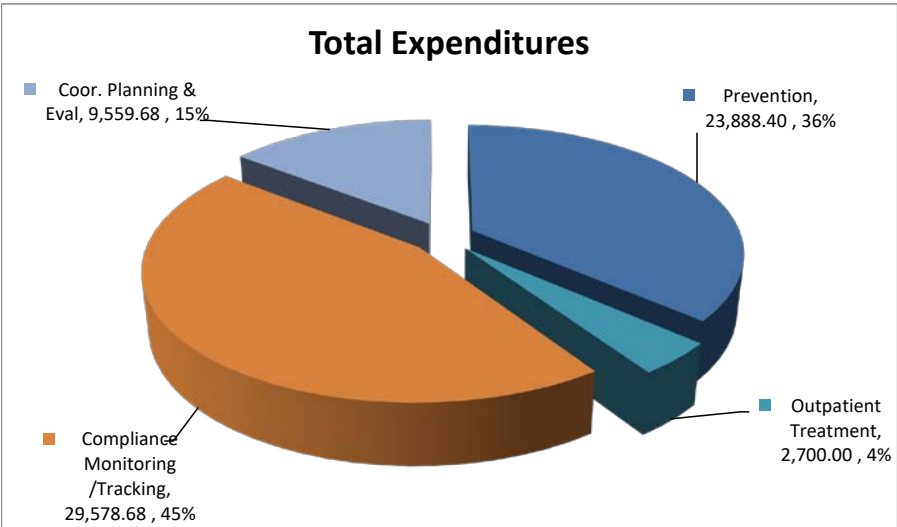
Actual Grant: 77,950
 Actual Expenditures: \$49,223.19
 Amount Reverted: \$28,726.81
 Percentage Reverted: 36.85%



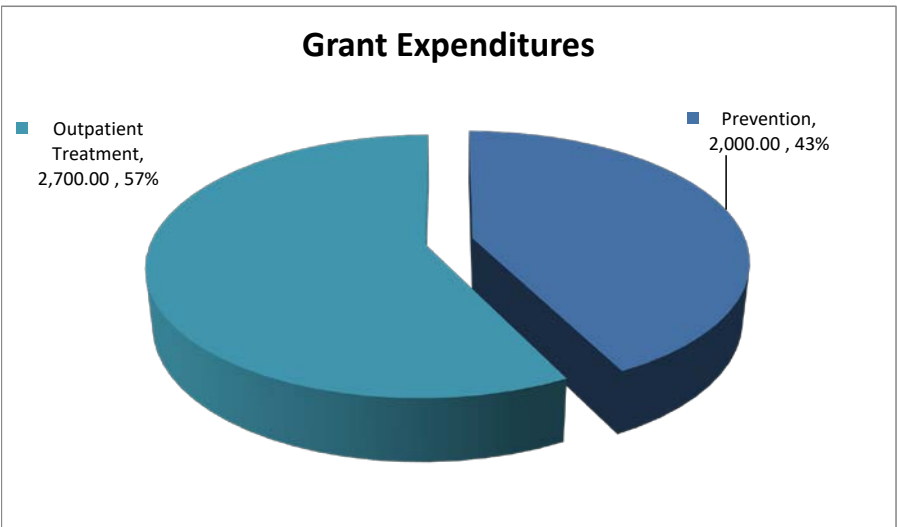
Actual Distribution: 640,594.34
 Actual Expenditures: \$516,408.49
 Amount Reverted: \$124,185.85
 Percentage Reverted: 19.39%

- Prevention
- Screening
- Outpatient Treatment
- Compliance Monitoring/Tracking
- Coord. Planning & Eval
- Enforcement
- Domestic Violence
- Alternative Sentencing

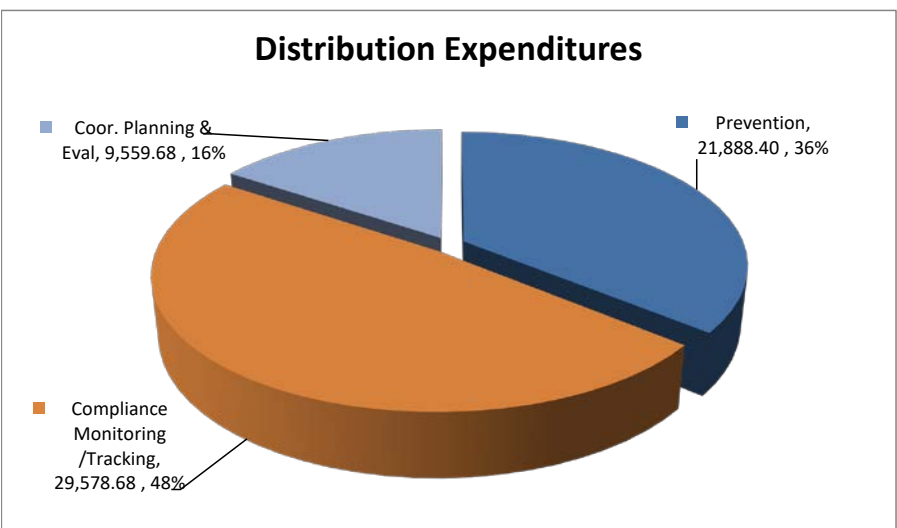
Local DWI Program Expenditures Mora County FY19



Actual Funding: \$74,000.32
 Actual Expenditures: \$65,726.76
 Amount Reverted: \$8,273.56
 Percentage Reverted: 11.18%



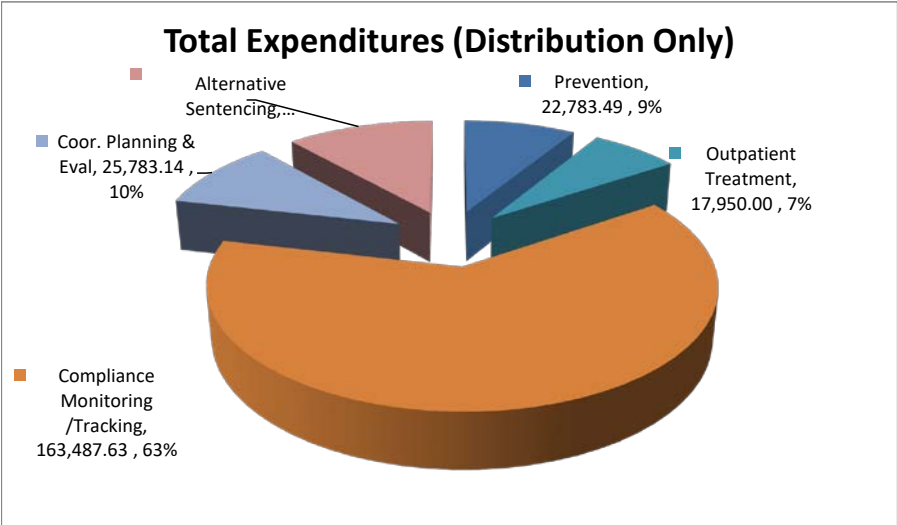
Actual Grant: 12,000
 Actual Expenditures: \$4,700.00
 Amount Reverted: \$7,300.00
 Percentage Reverted: 60.83%



Actual Distribution: 62,000.32
 Actual Expenditures: \$61,026.76
 Amount Reverted: \$973.56
 Percentage Reverted: 1.57%

- Prevention
- Screening
- Outpatient Treatment
- Coord. Planning & Eval
- Enforcement
- Domestic Violence
- Compliance Monitoring/Tracking
- Alternative Sentencing

Local DWI Program Expenditures Otero County FY19

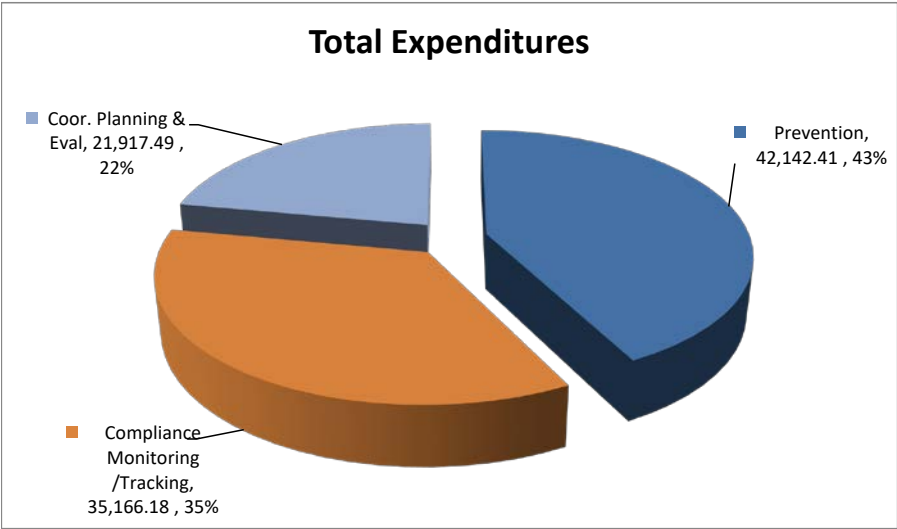


Actual Funding:	\$260,001.88
Actual Expenditures:	\$260,001.88
Amount Reverted:	\$0.00
Percentage Reverted:	0.00%

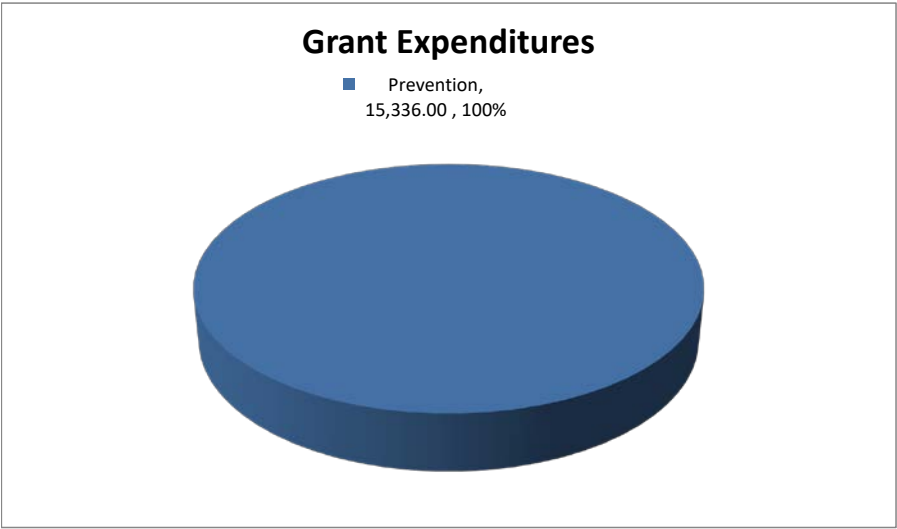
260,001.88
\$260,001.88
\$0.00
0.00%

- Prevention
- Screening
- Outpatient Treatment
- Coord. Planning & Eval
- Enforcement
- Domestic Violence
- Compliance Monitoring/Tracking
- Alternative Sentencing

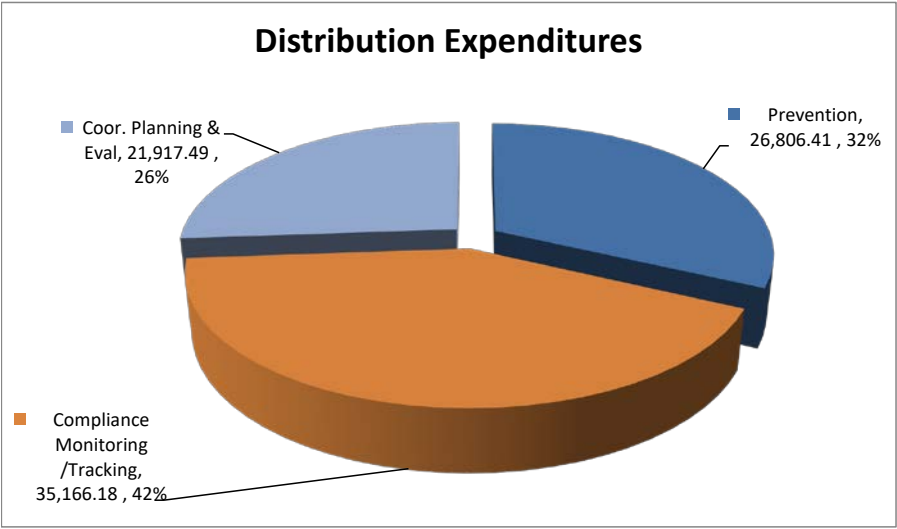
Local DWI Program Expenditures Quay County FY19



Actual Funding: \$100,661.21
 Actual Expenditures: \$99,226.08
 Amount Reverted: \$1,435.13
 Percentage Reverted: 1.43%



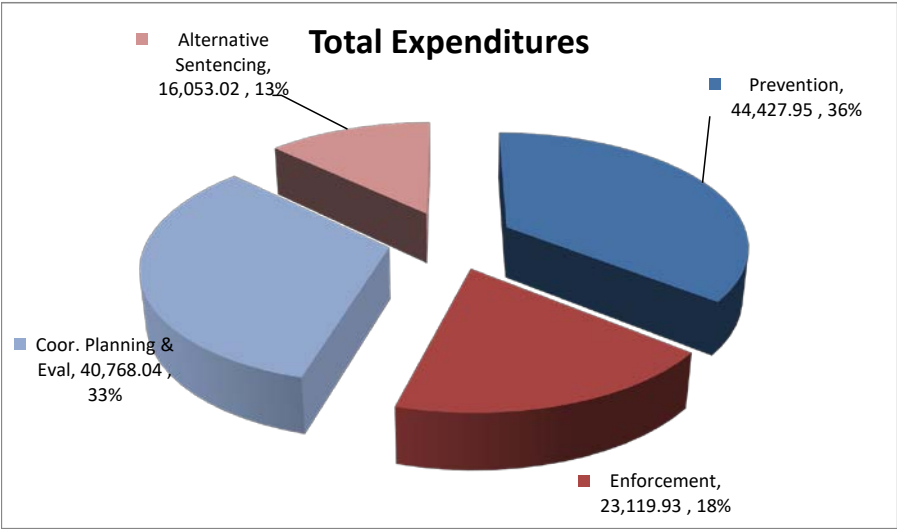
Actual Grant: 15,336
 Actual Expenditures: \$15,336.00
 Amount Reverted: \$0.00
 Percentage Reverted: 0.00%



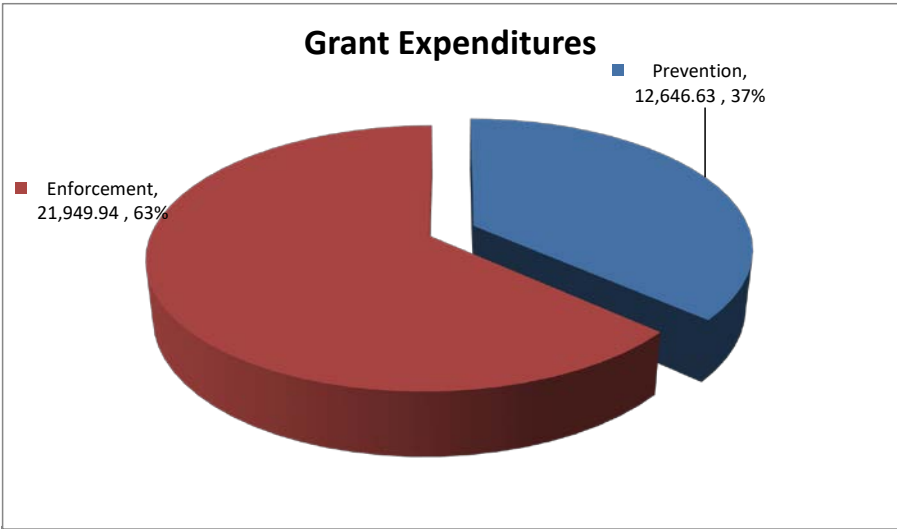
Actual Distribution: 85,325.21
 Actual Expenditures: \$83,890.08
 Amount Reverted: \$1,435.13
 Percentage Reverted: 1.68%

- Prevention
- Enforcement
- Screening
- Domestic Violence
- Outpatient Treatment
- Compliance Monitoring/Tracking
- Coor. Planning & Eval
- Alternative Sentencing

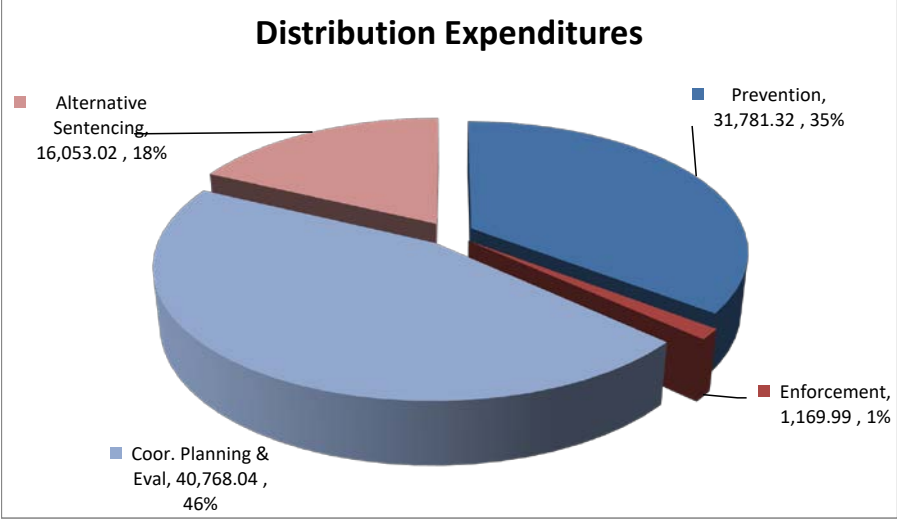
Local DWI Program Expenditures Roosevelt County FY19



Actual Funding: \$135,199.92
 Actual Expenditures: \$124,368.94
 Amount Reverted: \$10,830.98
 Percentage Reverted: 8.01%



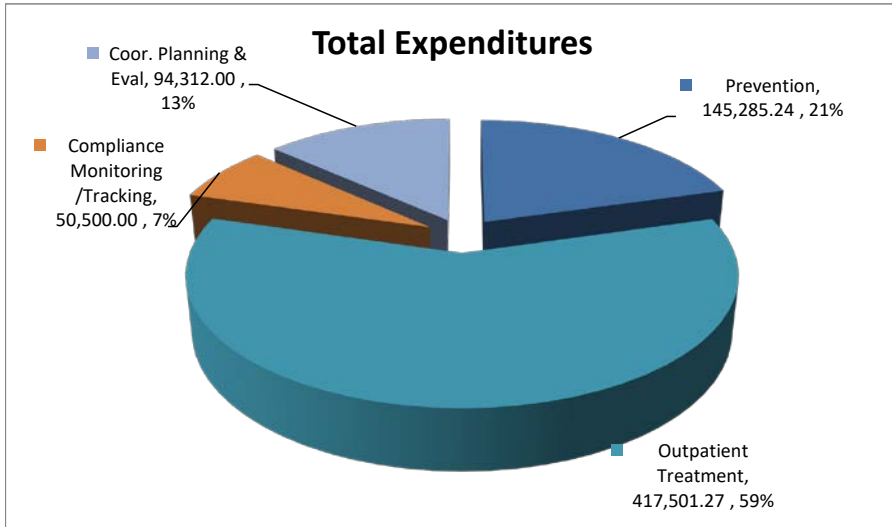
Actual Grant: 35,550
 Actual Expenditures: \$34,596.57
 Amount Reverted: \$953.43
 Percentage Reverted: 2.68%



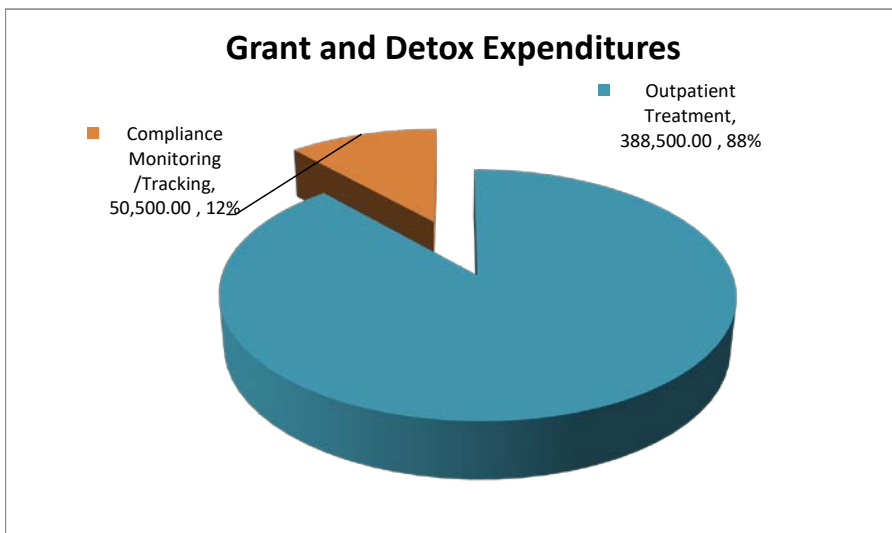
Actual Distribution: 99,649.92
 Actual Expenditures: \$89,772.37
 Amount Reverted: \$9,877.55
 Percentage Reverted: 9.91%

- Prevention
- Screening
- Outpatient Treatment
- Coord. Planning & Eval
- Enforcement
- Domestic Violence
- Compliance Monitoring/Tracking
- Alternative Sentencing

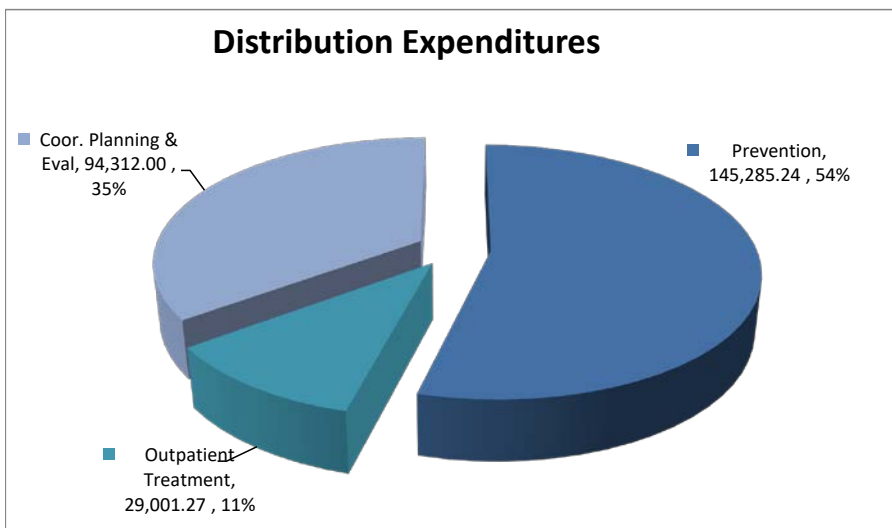
Local DWI Program Expenditures Rio Arriba County FY19



Actual Funding: \$707,598.51
 Actual Expenditures: \$707,598.51
 Amount Reverted: \$0.00
 Percentage Reverted: 0.00%



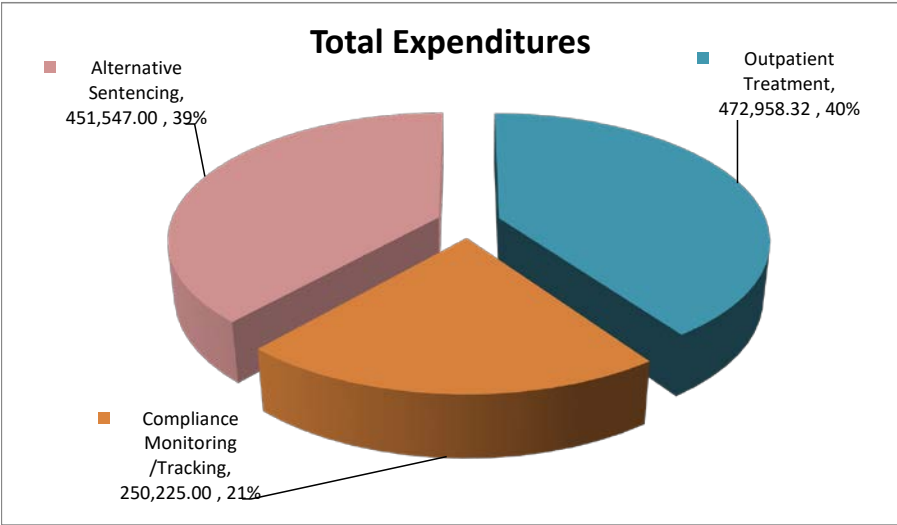
Actual Grant: \$439,000.00
 Actual Expenditures: \$439,000.00
 Amount Reverted: \$0.00
 Percentage Reverted: 0.00%



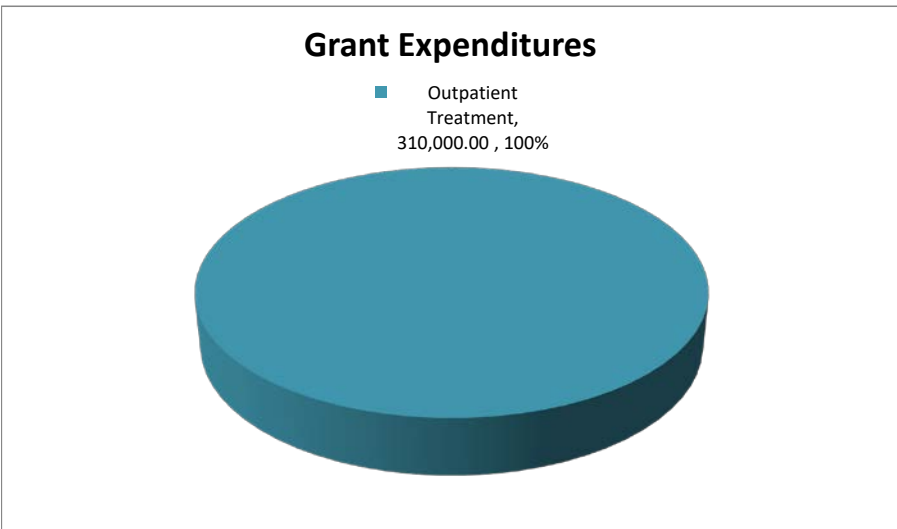
Actual Distribution: \$268,598.51
 Actual Expenditures: \$268,598.51
 Amount Reverted: \$0.00
 Percentage Reverted: 0.00%

- Prevention
- Enforcement
- Screening
- Domestic Violence
- Outpatient Treatment
- Compliance Monitoring/Tracking
- Coord. Planning & Eval
- Alternative Sentencing

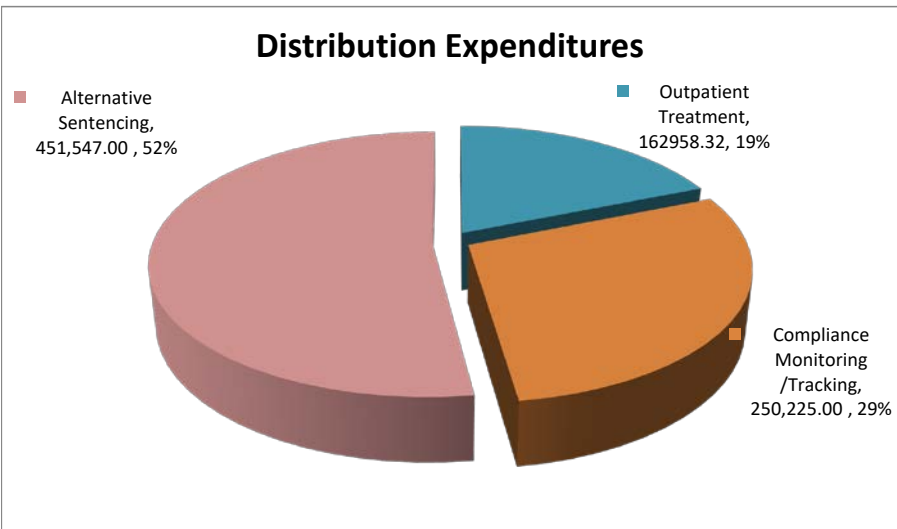
Local DWI Program Expenditures San Juan County FY19



Actual Funding: \$1,198,555.52
 Actual Expenditures: \$1,174,730.32
 Amount Reverted: \$23,825.20
 Percentage Reverted: 1.99%



Actual Grant: 310,000
 Actual Expenditures: \$310,000.00
 Amount Reverted: \$0.00
 Percentage Reverted: 0.00%

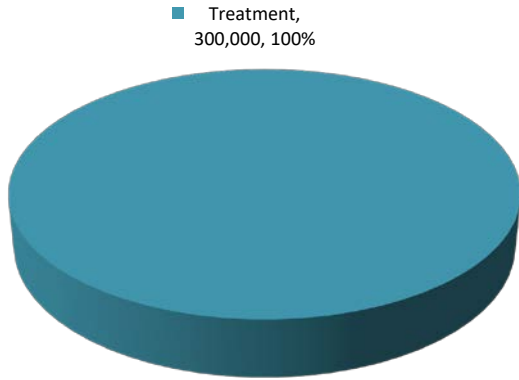


Actual Distribution: 888,555.52
 Actual Expenditures: \$864,730.32
 Amount Reverted: \$23,825.20
 Percentage Reverted: 2.68%

- Prevention
- Screening
- Outpatient Treatment
- Coord. Planning & Eval
- Enforcement
- Domestic Violence
- Compliance Monitoring/Tracking
- Alternative Sentencing

Local DWI Program Expenditures Farmington FY19

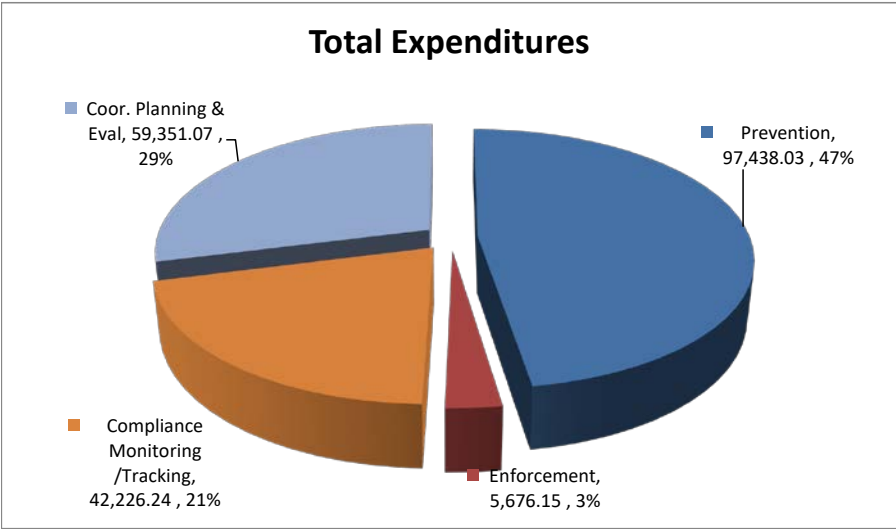
Total Expenditures (Detox Grant Only)



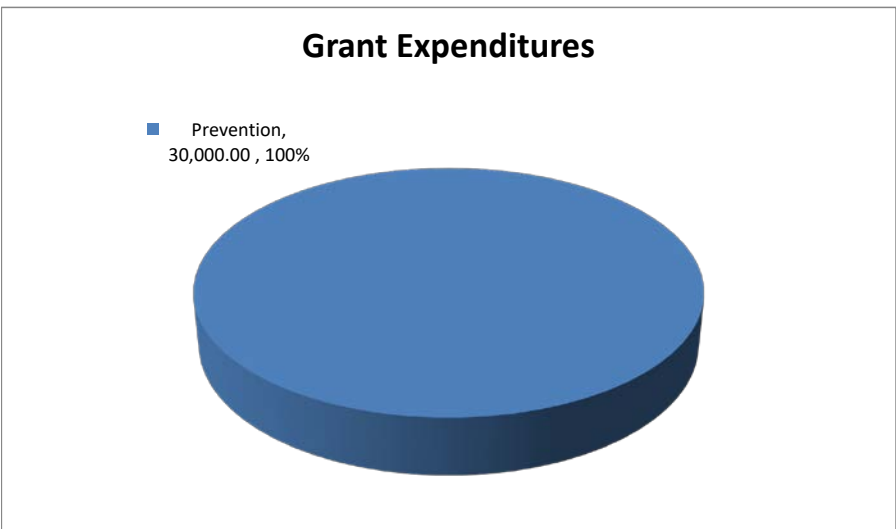
Actual Funding:	\$300,000.00
Actual Expenditures:	\$300,000.00
Amount Reverted:	\$0.00
Percentage Reverted:	0.00%

- Prevention
- Screening
- Outpatient Treatment
- Coord. Planning & Eval
- Enforcement
- Domestic Violence
- Compliance Monitoring/Tracking
- Alternative Sentencing

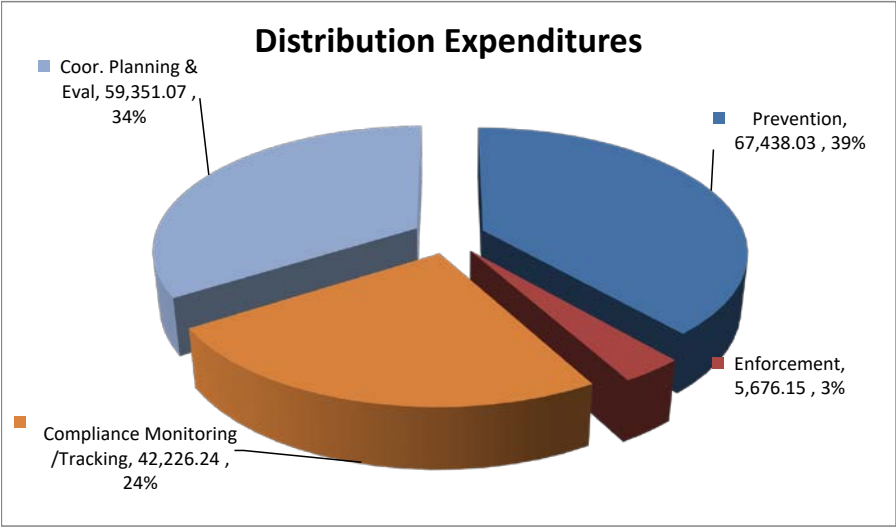
Local DWI Program Expenditures San Miguel County FY19



Actual Funding: \$208,080.97
 Actual Expenditures: \$204,691.49
 Amount Reverted: \$3,389.48
 Percentage Reverted: 1.63%



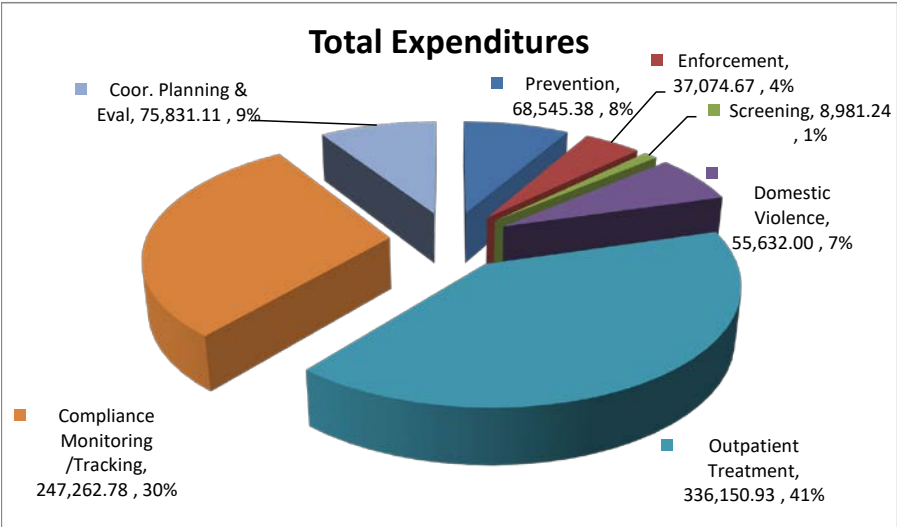
Actual Grant: \$30,000.00
 Actual Expenditures: \$30,000.00
 Amount Reverted: \$0.00
 Percentage Reverted: 0.00%



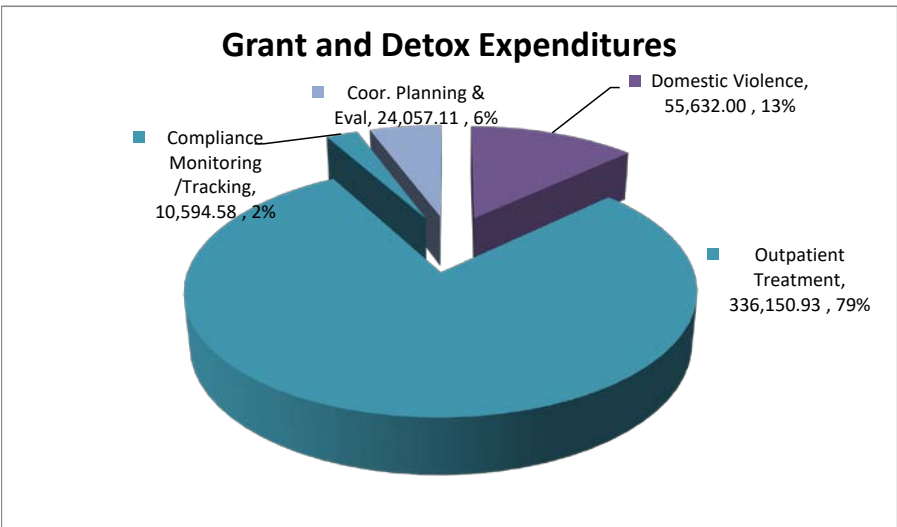
Actual Distribution: 178,080.97
 Actual Expenditures: \$174,691.49
 Amount Reverted: \$3,389.48
 Percentage Reverted: 1.90%

- Prevention
- Enforcement
- Screening
- Domestic Violence
- Outpatient Treatment
- Compliance Monitoring/Tracking
- Coord. Planning & Eval
- Alternative Sentencing

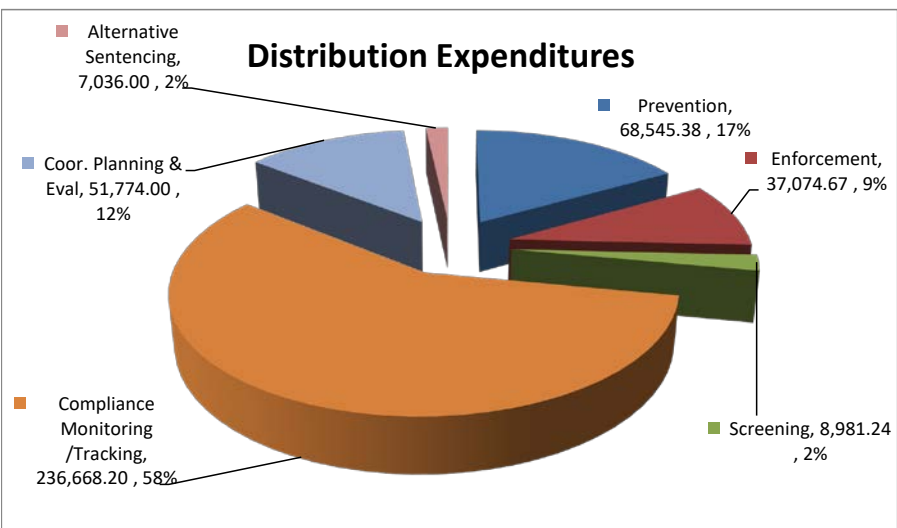
Local DWI Program Expenditures Sandoval County FY19



Actual Funding: \$905,062.30
 Actual Expenditures: \$836,514.11
 Amount Reverted: \$68,548.19
 Percentage Reverted: 7.57%



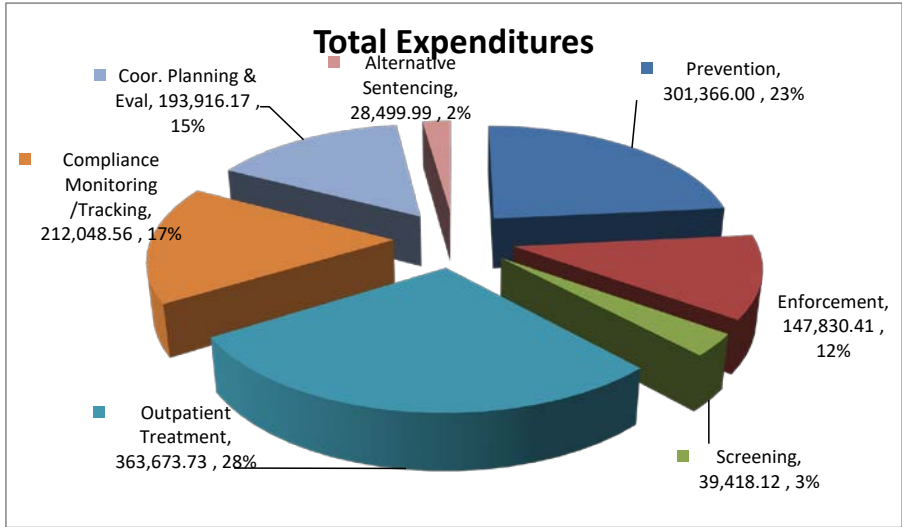
Actual Grant: \$479,942.00
 Actual Expenditures: \$426,434.62
 Amount Reverted: \$53,507.38
 Percentage Reverted: 11.15%



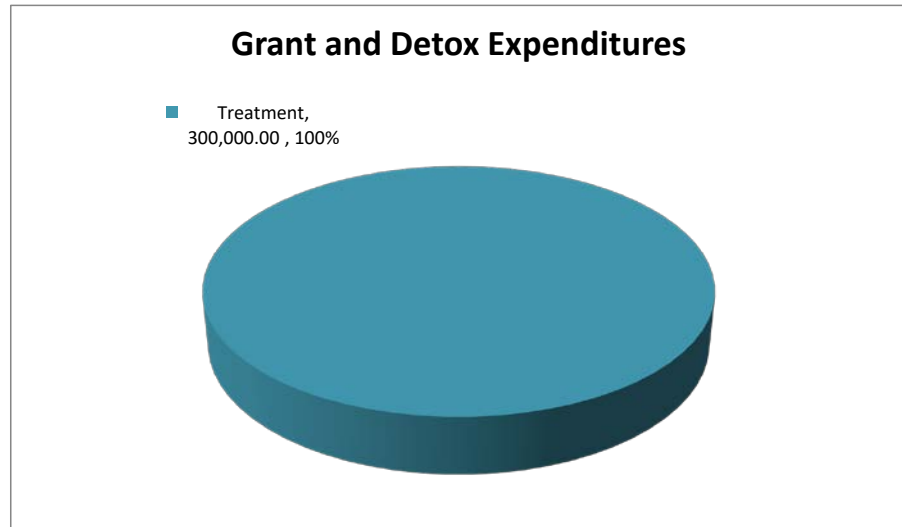
Actual Distribution: 425,120.30
 Actual Expenditures: \$410,079.49
 Amount Reverted: \$15,040.81
 Percentage Reverted: 3.54%

- Prevention
- Screening
- Outpatient Treatment
- Coord. Planning & Eval
- Enforcement
- Domestic Violence
- Compliance Monitoring/Tracking
- Alternative Sentencing

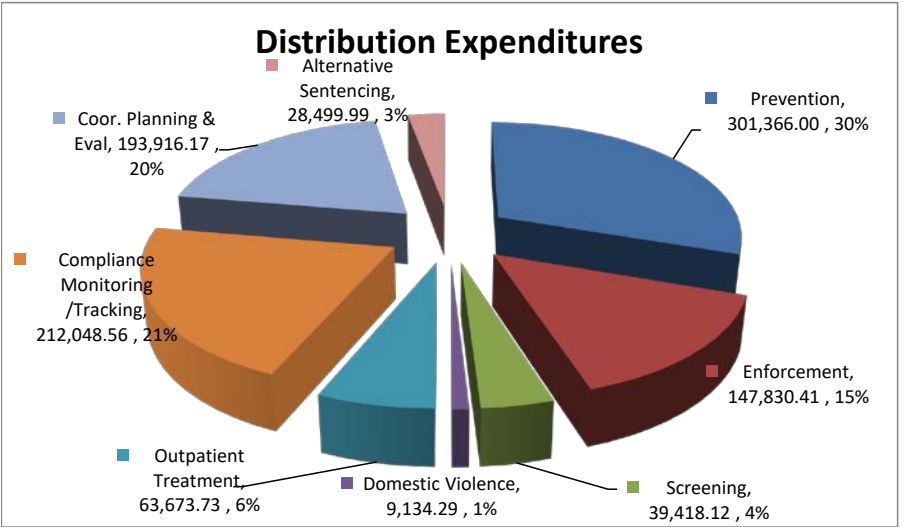
Local DWI Program Expenditures Santa Fe County FY19



Actual Funding: \$1,429,998.26
 Actual Expenditures: \$1,295,887.27
 Amount Reverted: \$134,110.99
 Percentage Reverted: 9.38%



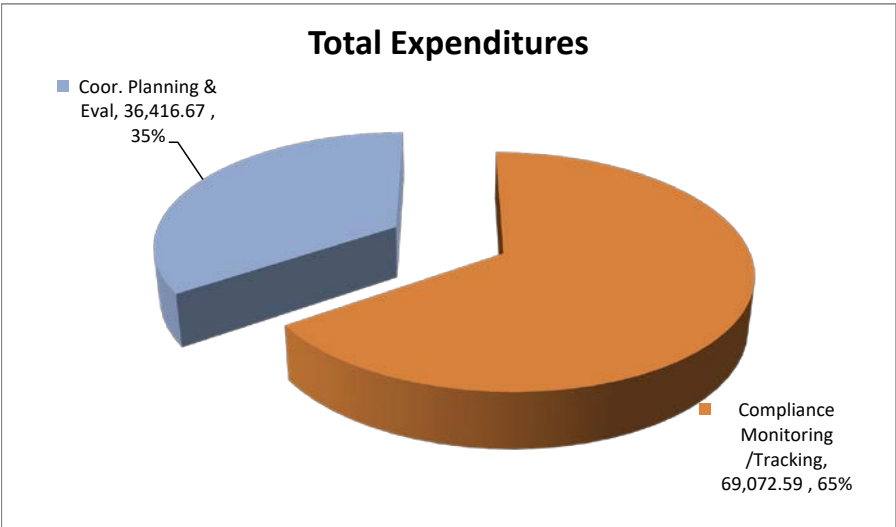
Actual Grant: \$300,000.00
 Actual Expenditures: \$300,000.00
 Amount Reverted: \$0.00
 Percentage Reverted: 0.00%



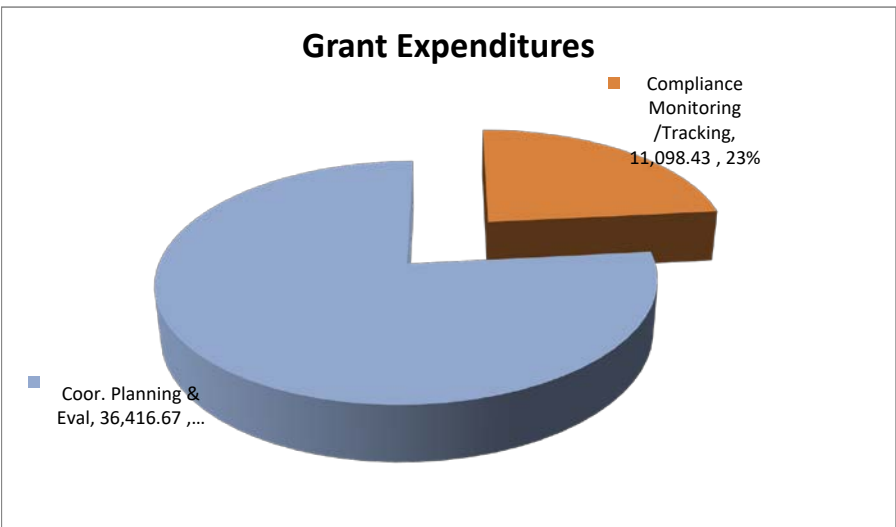
Actual Distribution: 1,129,998.26
 Actual Expenditures: \$995,887.27
 Amount Reverted: \$134,110.99
 Percentage Reverted: 11.87%

- Prevention
- Screening
- Outpatient Treatment
- Coord. Planning & Eval
- Enforcement
- Domestic Violence
- Compliance Monitoring/Tracking
- Alternative Sentencing

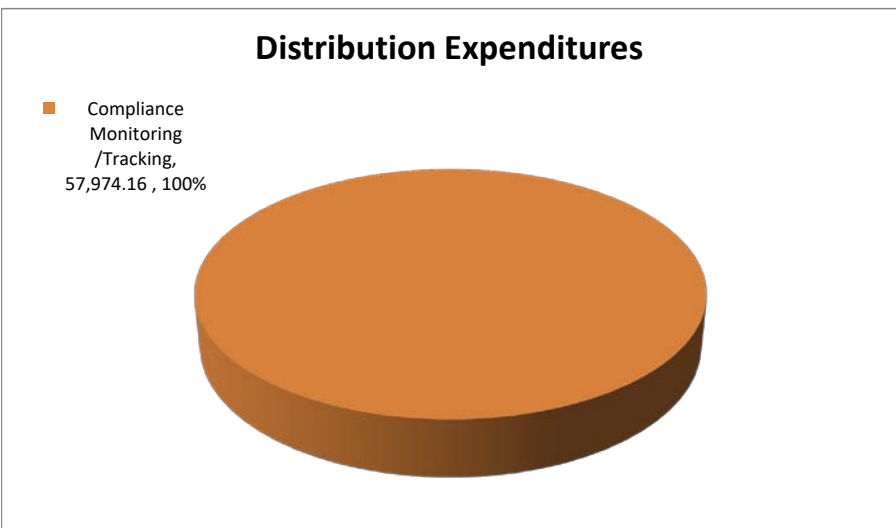
Local DWI Program Expenditures Sierra County FY19



Actual Funding: \$123,550.99
 Actual Expenditures: \$105,489.26
 Amount Reverted: \$18,061.73
 Percentage Reverted: 14.62%



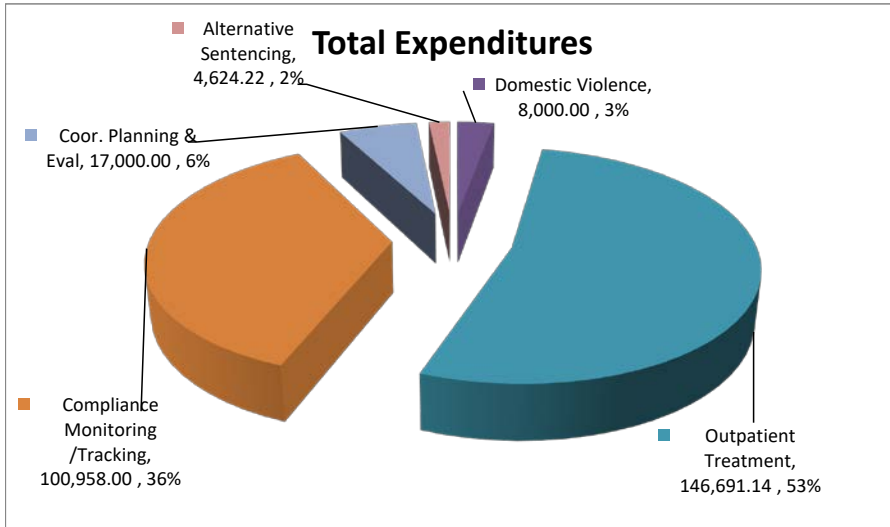
Actual Grant: 51,659
 Actual Expenditures: \$47,515.10
 Amount Reverted: \$4,143.90
 Percentage Reverted: 8.02%



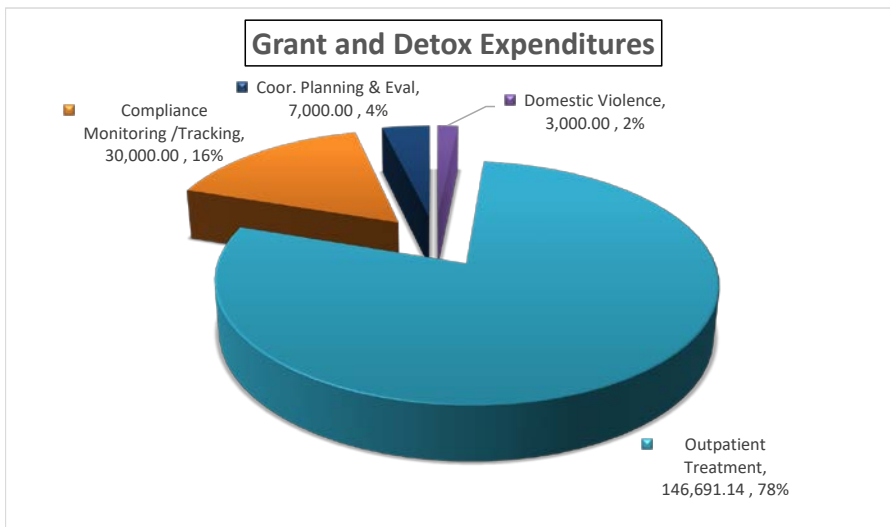
Actual Distribution: 71,891.99
 Actual Expenditures: \$57,974.16
 Amount Reverted: \$13,917.83
 Percentage Reverted: 19.36%

- Prevention
- Enforcement
- Screening
- Domestic Violence
- Outpatient Treatment
- Compliance Monitoring/Tracking
- Coord. Planning & Eval
- Alternative Sentencing

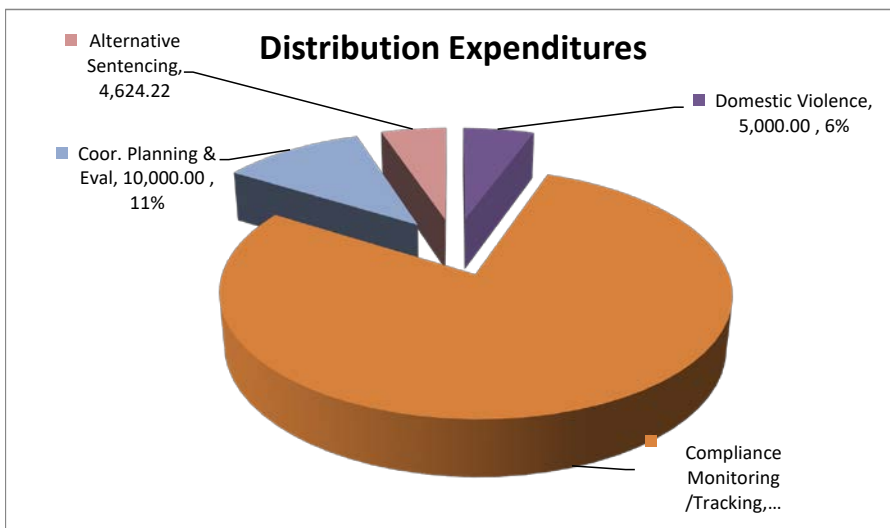
Local DWI Program Expenditures Socorro County FY19



Actual Funding: \$280,582.22
 Actual Expenditures: \$277,273.36
 Amount Reverted: \$3,308.86
 Percentage Reverted: 1.18%



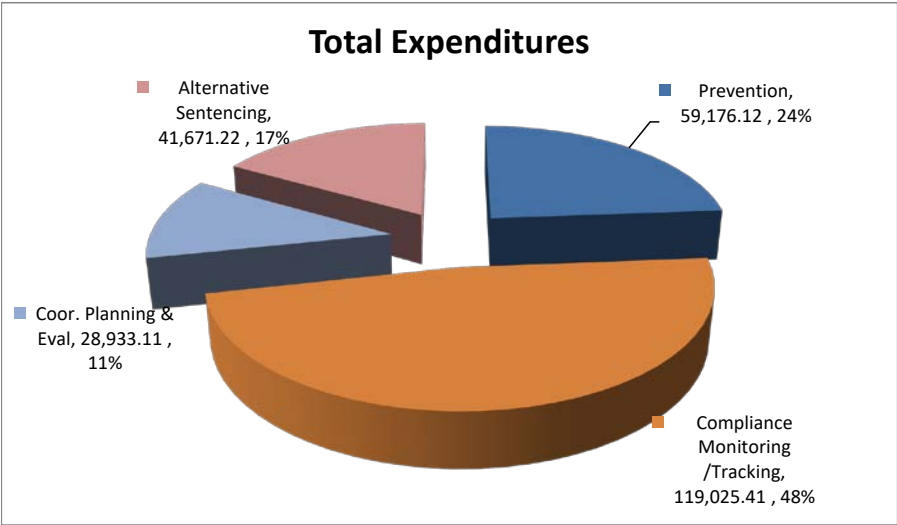
Actual Grant: \$190,000.00
 Actual Expenditures: \$186,691.14
 Amount Reverted: \$3,308.86
 Percentage Reverted: 1.74%



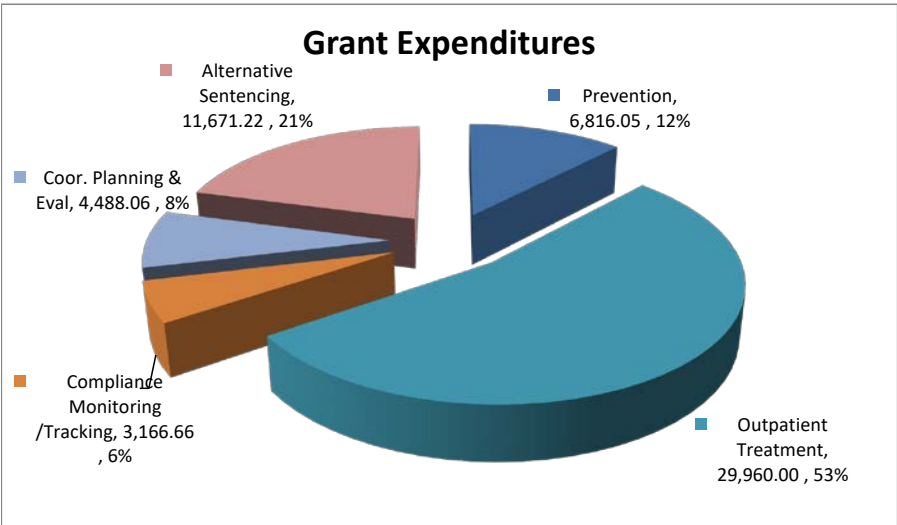
Actual Distribution: 90,582.22
 Actual Expenditures: \$90,582.22
 Amount Reverted: \$0.00
 Percentage Reverted: 0.00%

- Prevention
- Screening
- Outpatient Treatment
- Coor. Planning & Eval
- Enforcement
- Domestic Violence
- Compliance Monitoring/Tracking
- Alternative Sentencing

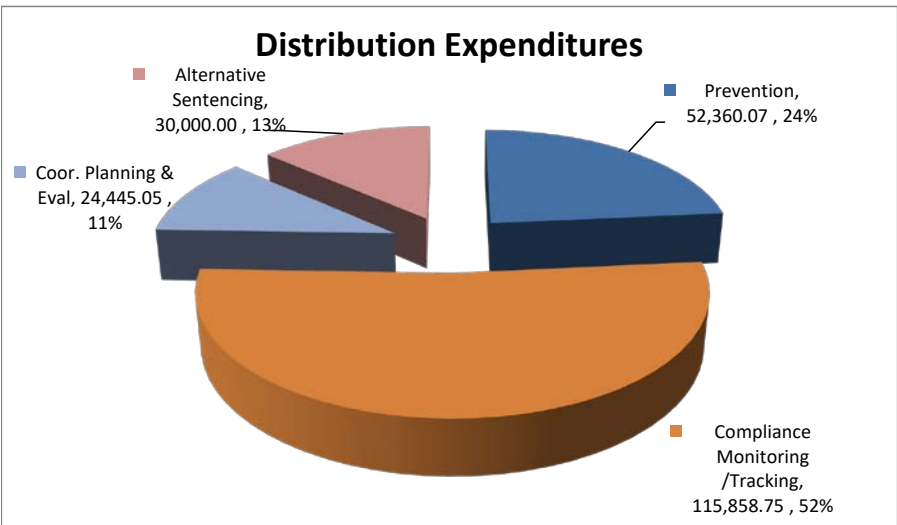
Local DWI Program Expenditures Taos County FY19



Actual Funding: \$297,649.08
 Actual Expenditures: \$278,765.86
 Amount Reverted: \$18,883.22
 Percentage Reverted: 6.34%



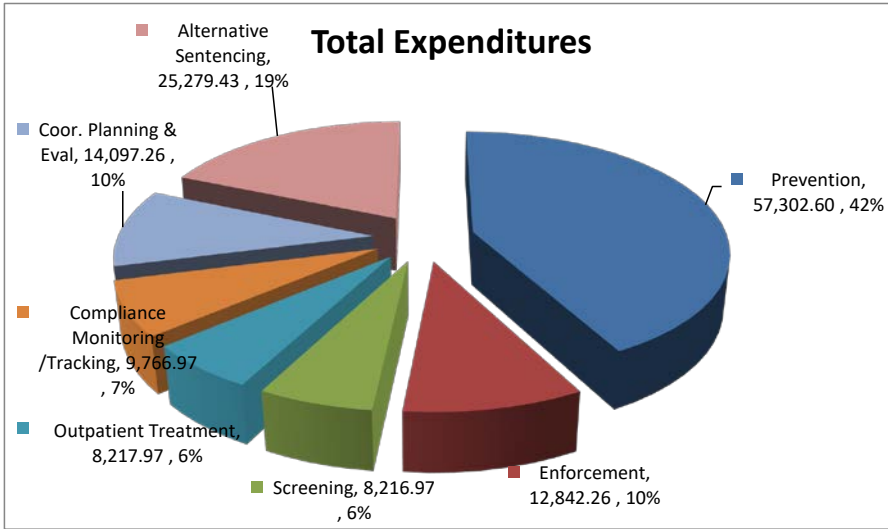
Actual Grant: 64,960
 Actual Expenditures: \$56,101.99
 Amount Reverted: \$8,858.01
 Percentage Reverted: 13.64%



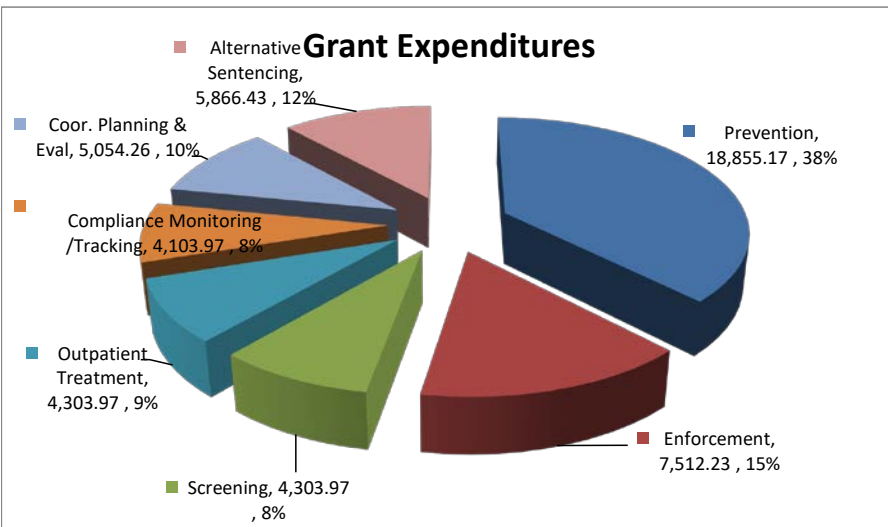
Actual Distribution: 232,689.08
 Actual Expenditures: \$222,663.87
 Amount Reverted: \$10,025.21
 Percentage Reverted: 4.31%

- Prevention
- Screening
- Outpatient Treatment
- Coordination Planning & Eval
- Enforcement
- Domestic Violence
- Compliance Monitoring/Tracking
- Alternative Sentencing

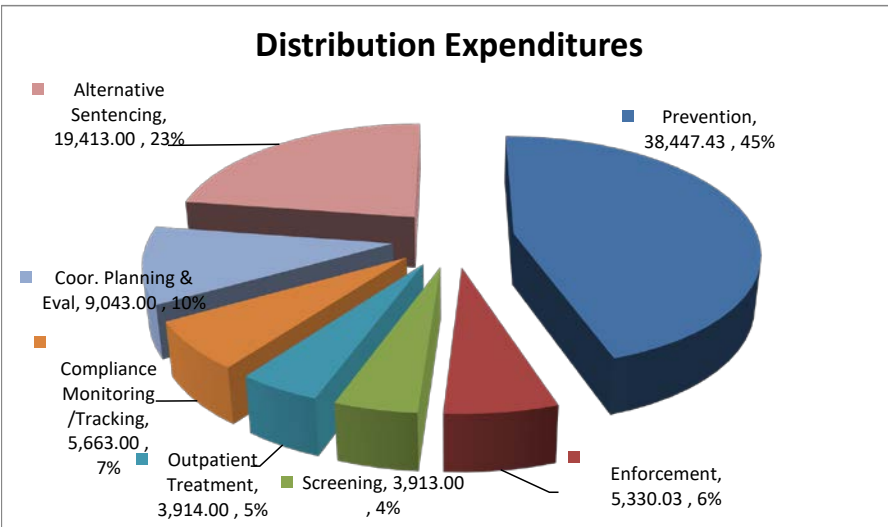
Local DWI Program Expenditures Torrance County FY19



Actual Funding: \$135,723.46
 Actual Expenditures: \$135,723.46
 Amount Reverted: \$0.00
 Percentage Reverted: 0.00%



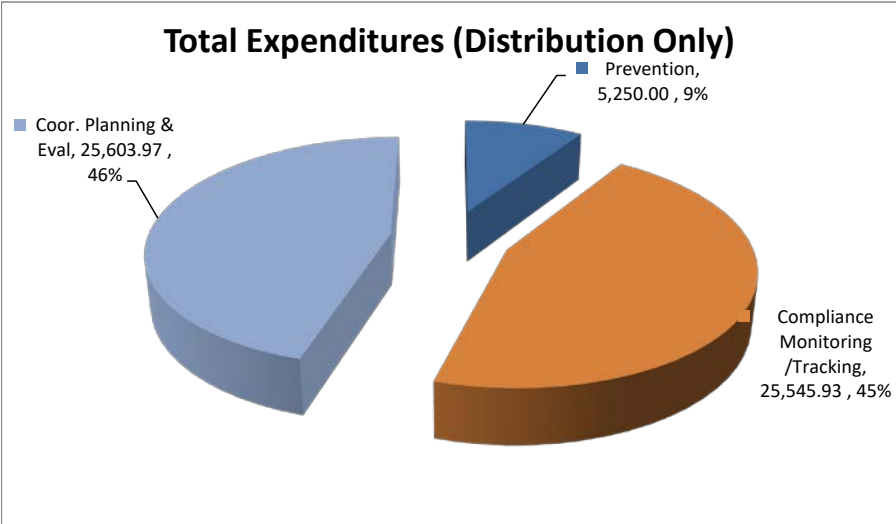
Actual Grant: 50,000
 Actual Expenditures: \$50,000.00
 Amount Reverted: \$0.00
 Percentage Reverted: 0.00%



Actual Distribution: 85,723.46
 Actual Expenditures: \$85,723.46
 Amount Reverted: \$0.00
 Percentage Reverted: 0.00%

- Prevention
- Screening
- Outpatient Treatment
- Coor. Planning & Eval
- Enforcement
- Domestic Violence
- Compliance Monitoring/Tracking
- Alternative Sentencing

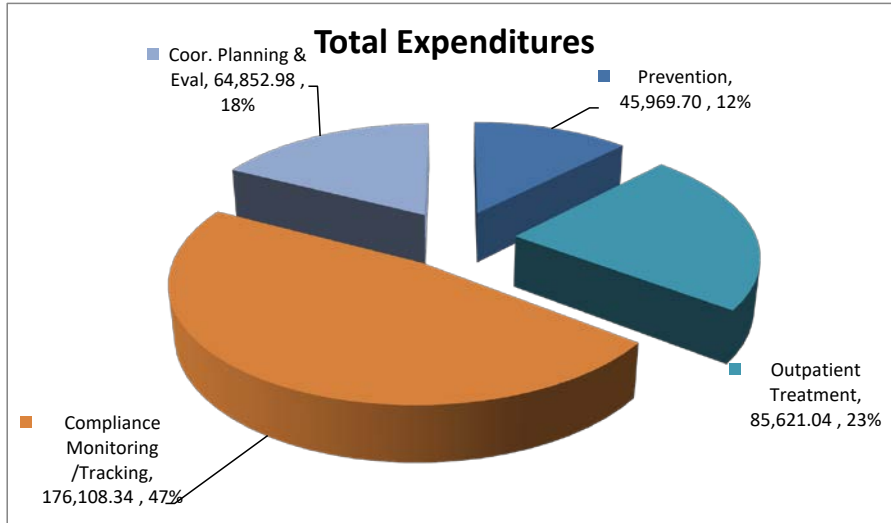
Local DWI Program Expenditures Union County FY19



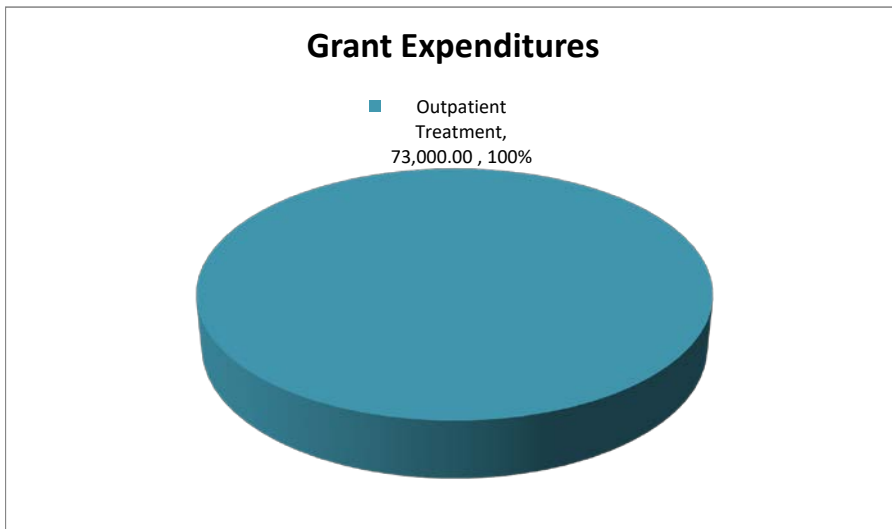
Actual Funding:	\$62,000.32
Actual Expenditures:	\$56,399.90
Amount Reverted:	\$5,600.42
Percentage Reverted:	9.03%

- Prevention
- Screening
- Outpatient Treatment
- Coordination, Planning & Evaluation
- Enforcement
- Domestic Violence
- Compliance Monitoring/Tracking
- Alternative Sentencing

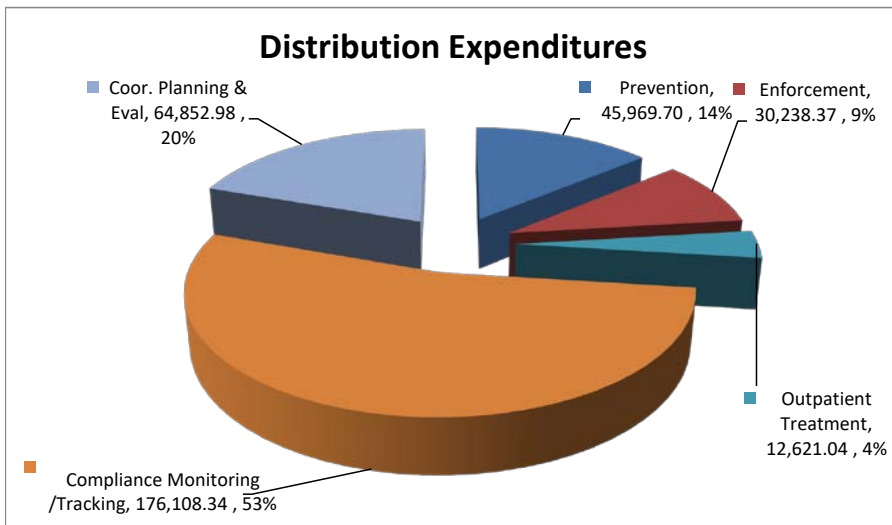
Local DWI Program Expenditures Valencia County FY19



Actual Funding: \$402,790.43
 Actual Expenditures: \$402,790.43
 Amount Reverted: \$0.00
 Percentage Reverted: 0.00%



Actual Grant: 73,000
 Actual Expenditures: \$73,000.00
 Amount Reverted: \$0.00
 Percentage Reverted: 0.00%



Actual Distribution: 329,790.43
 Actual Expenditures: \$329,790.43
 Amount Reverted: \$0.00
 Percentage Reverted: 0.00%

- Prevention
- Screening
- Outpatient Treatment
- Compliance Monitoring/Tracking
- Coord. Planning & Eval
- Enforcement
- Domestic Violence
- Alternative Sentencing