

**Department of  
Finance and  
Administration  
Local Government  
Division**



**The Local DWI Grant Program  
Fiscal Year 2020  
Annual Report**

## **Fiscal Year 2020 Local DWI Program Overview**

This document is a summary of the services provided through the county Driving While Intoxicated (DWI) programs funded by the Local Driving While Intoxicated (“LDWI”) Grant Fund during fiscal year 2020. The statewide program is administered by the Local Government Division (“LGD”) of the Department of Finance and Administration (“DFA”) and funds specific locally chosen services in each of the 33 county programs in New Mexico.

The goal of the LDWI program is to reduce the incidence of DWI, alcoholism, alcohol abuse and alcohol related domestic abuse by funding specific services and activities on a local level. Each county DWI program is required to have a DWI planning council whose members are appointed by the chief elected officials in each respective county. A council’s role is to identify the exact mix of services and activities from the eight eligible program components (listed below) to meet local needs, and to develop a set of strategies to reduce DWI recidivism and prevent DWI incidents before they occur, along with other issues as a result of alcohol abuse.

### **Services**

In FY20, local DWI programs provided services to New Mexicans in the eight different component areas in order to reduce the incidence of DWI in New Mexico. Below is a summary of reported services provided and the number of clients reached throughout the State:

#### **1. Screening**

- 4,837 total convicted offenders screened (including DWI, domestic violence, and other alcohol related offenders)

#### **2. Treatment and Detoxification Services**

- 1,922 offenders were referred to treatment
- 22,253 treatment hours provided, and/or
- 11,318 treatment sessions provided
- 770 clients served at the Santa Fe County Detoxification facility
- 2,650 admissions in the Bernalillo County Detoxification facility
- 5,798 admissions in the Public Inebriate Intervention Program in Bernalillo County
- 48 clients served at the San Juan County Joint Intervention Program

#### **3. Enforcement**

- 512 LDWI funded check points, directed patrols, and other enforcement activities
- 350 DWI arrests
- 32 open container citations
- 11 under-21 possession or consumption citations

#### **4. Prevention**

- 608,654 student (K-college) contacts (unduplicated) through 41,625 activities, and
- 248 schools at which prevention activities occurred statewide

#### **5. Compliance Monitoring/Tracking**

- 11,691 offenders currently being monitored/tracked

#### **6. Alternative Sentencing**

- 357 clients served in the Bernalillo County Community Custody Program
- 505 clients served in the Bernalillo County Addiction Treatment Program (ATP) jail-based program
- 20 youth served in the Bernalillo County Assisting Youth Under the influence of Drugs and Alcohol (AYUDA) program
- 589 clients in seventeen county programs were placed on electronic and/or alcohol monitoring devices
- 348 clients served at the San Juan County jail-based treatment facility

#### **7. Coordination, Planning & Evaluation**

- 150 local DWI Planning Council meetings conducted
- 652 training/meetings activities attended by local program staff
- 78 training/meetings activities provided by local program staff

#### **8. Domestic Violence**

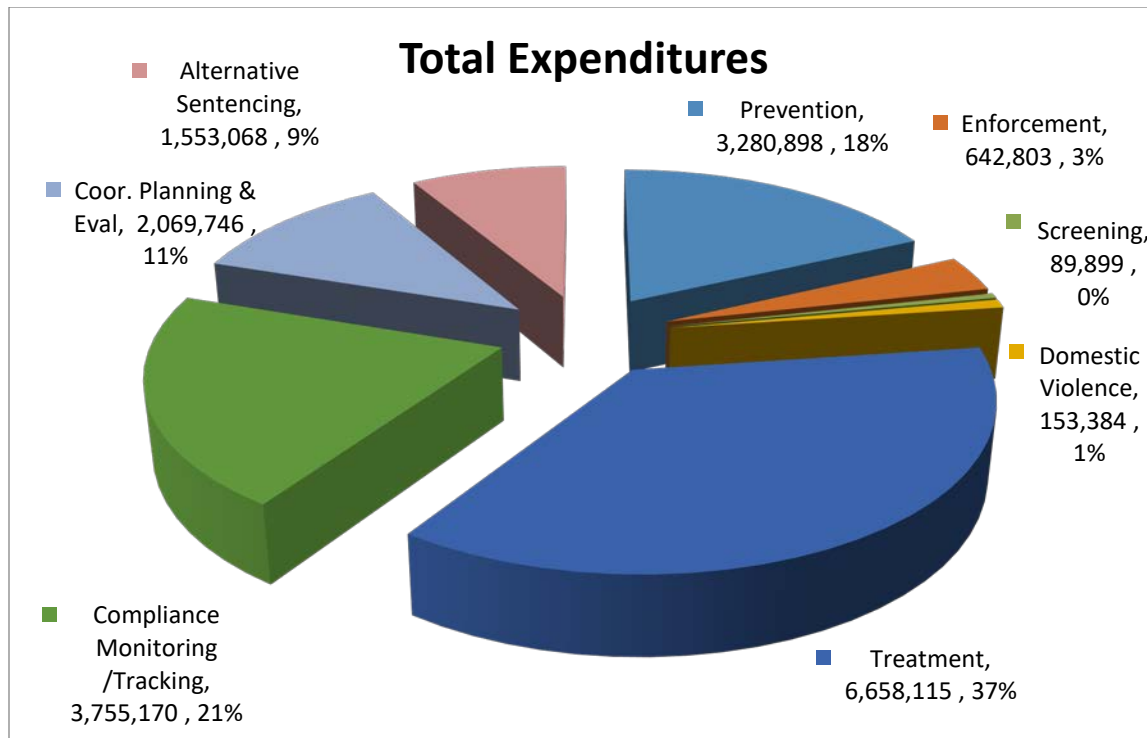
- 568 offenders screened and referred to a domestic violence treatment program

### **Funding**

LDWI funding is allocated to all 33 counties through three different funding streams: (1) distribution funds, (2) competitive grants, and (3) alcohol detoxification grants. In FY20, DWI programs expended a total of \$18.2 million on programs and activities to reduce the incidence of DWI in New Mexico. Of the total funding expended, \$12.8 million were distribution funds provided to the counties on a quarterly basis; \$2.6 million were spent through competitive grants, which operate on a cash reimbursement basis and are awarded through an annual application process; and \$2.77 million were spent through the detoxification grants. The six counties which are eligible for the social detoxification and alcohol treatment grant funds are determined pursuant to Section 11-6A-3(D) NMSA 1978.

Funding through DFA is generated by 45% of the liquor excise tax (LET) collected. County DWI programs also receive funding from other sources to support their efforts. This report highlights activities funded by the liquor excise tax revenue.

This pie chart below shows the total of the LDWI Fund FY20 expenditures by component:



The majority of the LDWI expenditures pay for services provided to clients who have been convicted of a DWI or another alcohol related offense. Those services include compliance monitoring, screening using the DFA approved screening program, and outpatient alcohol treatment. Most of the county programs also work with the school districts to provide prevention programs to New Mexico youth. The county DWI Programs continued their support of law enforcement by funding overtime in law enforcement activities, such as directed patrols and checkpoints. Those activities which were funded through the LDWI program produced 350 DWI arrests as well as increased the police presence on New Mexico roadways.

### Demographic Profile of the DWI Offender

All county DWI programs that receive funding are required to screen and track DWI offenders in the DFA-approved screening program. The following offender profile information is based on data collected by county DWI programs in FY20. The numbers below reflect only individuals convicted and screened for DWI offenses.

#### Demographics of DWI offenders:

- 4,558 were screened
- 70% were male
- 30% were female
- 82% were between the ages of 21 and 50 (with an average age of 34)
- 46% were Hispanic
- 22% were Native American
- 24% were White

- 42% had 12 years of education
- 19% had 11 years or less of education
- 38% had an annual income of less than \$10,000
- 21% had an annual income of between \$10,001 and \$20,000
- 83% were employed at the time of their arrest
- 17% were not employed in the year prior to their arrest
- 45% worked nine months or less during the year prior to their arrest

### Assessment Profile

- 3% were categorized as having no apparent alcohol problem
- 12% were categorized as having a beginning or potential problem
- 23% were categorized as having a problem that needs addressing
- 24% were categorized as having an established problem
- 38% were categorized as having a severe problem

## LDWI Accomplishments

### Program Evaluation

The LDWI Program has an ongoing statewide evaluation system through its screening and tracking program, which houses data collected on the demographics cited above. The database is used to track DWI offenders with the completion of court ordered sanctions. This data is analyzed by the ERD unit at DOH and is useful to the programs as they update their services on an annual basis.

Many of the county DWI programs are able to hire local evaluators who assist in reviewing components such as prevention, treatment and compliance monitoring. The evaluation reports help the county DWI programs determine which activities or services are working and where improvements can be made. For those county programs that are not able to hire an evaluator, the program manager staff at LGD developed exit surveys which are offered to clients after they complete their probation term and/or treatment services. The exit surveys will assist the county staff in determining whether or not the services they provide to the clients are beneficial or not.

The county DWI programs indicate they refer to various sources of information and their own data, to conduct internal process evaluations and to be able to address issues facing their communities. Sources cited included:

- National Registry of Evidence-based Programs and Practices
- National Institute of Drug Abuse Guiding Principles
- Pacific Institute for Research and Evaluation (PIRE)
- National Prevention Strategy
- Behavior Risk Factor Surveillance System, conducted by the Centers for Disease Control.

The New Mexico resources which are more heavily referenced include:

- Youth Risk and Resiliency Survey, (YRRS) directed by the Department of Health, Public Education Department and University of New Mexico
- New Mexico Community Survey, conducted by the Office of Substance Abuse Prevention and Partnerships for International Research and Education (PIRE)
- Indicator Based Information System, (IBIS) maintained by the Department of Health
- Locally collected data including the screening and tracking database

## Treatment

Treatment is an important focus of the LDWI program. By statute (Section 11-6A-3(G) NMSA 1978), 65% of grant funds must be awarded for treatment. In FY20, 80% of grant funds were awarded statewide for treatment. Most counties refer offenders to treatment whether the treatment is funded by LDWI or other funding sources. In FY20, 1,922 offenders were referred to a treatment program provided through LDWI funds. Treatment services are available for any offender convicted of a DWI or an alcohol-related offense who is sentenced by the court to the county misdemeanor compliance program. While Medicaid could support substance abuse treatment services, most of the DWI offenders are required by statute to attend a minimum number of treatment hours all of which may not be covered by Medicaid. If the offender fails to complete the required treatment hours it may cause the offender to be in violation of the court ordered sanctions.

## Compliance Monitoring

In most New Mexico counties, the individual county programs provide misdemeanor compliance monitoring services for DWI and other alcohol related offenders. Most of the magistrate courts in the state rely on these services to help the offenders complete their court-ordered sanctions and reduce recidivism. Without these programs, thousands of misdemeanants would not be supervised, and therefore, would not receive support to complete their sentencing requirements.

In FY20, the San Juan and Sandoval County Compliance Monitoring Program (“CMP”) were awarded their re-accreditation through the New Mexico Adult Misdemeanor Compliance Professional Standards Council. The Lea County Compliance Monitoring Program was scheduled for their accreditation review in the spring of 2020; however because of the COVID pandemic the accreditation team has not been able schedule the site visit to complete the re-accreditation process. The Valencia County/Village of Los Lunas and the Rio Arriba County Compliance Monitoring Programs are both working on their processes and both expect to receive accreditation soon as feasible given the current environment. Once these two programs complete the process, it will bring the number of accredited CMPs to six, as Santa Fe County earned their accreditation last fiscal year. Accreditation, through the New Mexico Counties (NMC), will bring a higher level of consistency and increased accountability across the state.

In FY20, the DWI Affiliate of NMC worked closely with DFA and the Administrative Office of the Courts (AOC) to provide the curriculum for a basic training course for misdemeanor compliance officers and surveillance staff from the problem solving courts. The curriculum includes modules on authority, ethics, self-preservation, and motivational interviewing. Twenty four individuals from both the county compliance programs and the problem solving courts

completed the week-long training course in Santa Fe in September 2019. The LDWI guidelines require that all new compliance officers attend the Court Officer Basic Training within two years of their hire.

### Prevention Activities

The LDWI prevention activities include educating children, adolescents, families, and communities by directly addressing risk factors for DWI and alcohol-related incidents. The county DWI programs work to prevent DWIs by collaborating with partners to effectively influence communities in a positive manner through new or existing innovative or model programs.

In FY20, LDWI funded 46 distinct Center for Substance Abuse Prevention (“CSAP”) school-based activities throughout the state. The school-based prevention activities included:

- Protecting You/Protecting Me
- Alcohol Literacy Challenge
- All-Stars
- Above the Influence
- Too Good for Drugs
- Dare To Be You
- Botvin Life Skills
- Envision Your Future
- Media Literacy
- Girls Circle
- Boys Council
- Project Northland
- Positive Action
- PAX Good Behavior Games
- Red Ribbon Week
- Sticker Shock
- Alcohol-free events, and
- Drunk-driving simulation

One example of a model program is Bernalillo County’s Be “Above the Influence” (BE-ATI) direct services school program and social health marketing campaign. The school-based curriculum, aimed at middle and high school youth, is a life skills and positive youth development program, while the social health marketing campaign advocates for older youth and adults to serve as role models for young people, and changes youth-drinking perceptions. Over 375 business partners have been involved in BE-ATI efforts since they began in 2013.

The “Be the Influence” (BTI) was implemented as a new and best practices Underage Drinking Prevention Program with a toolkit specifically designed for parents to talk with their kids. BTI is utilizing SAMHSA’s Underage Drinking Prevention research with simple tools and resources for parents. The program includes a short but very informative Parent presentation and it is accompanied by a Parent’s Guide that has additional resources and information that the parents are given prior to the presentation. Some statistics for the program include:

- 1,492 individuals (youth & Parents combined) received service.
- \$56.97 for each individual
- Return on \$85,000 investment is \$1,530,000
- \$18 for every \$1 spent according to SAMHSA

Many prevention programs incorporate environmental strategies to have a wider prevention reach with limited prevention resources. Based on the data provided by the Bernalillo County Prevention Program, BE-ATI is one of many proven and ongoing prevention efforts. In FY20, the ATI prevention services expanded by 30 TV commercials and 258,333 monthly website impressions with KOAT.

**Law Enforcement**

Law enforcement plays an integral role in all facets of preventing and reducing DWI. For example, they participate in educating the public of the perceived risk of arrest, and they work closely with most of the county DWI programs. In FY20, county DWI programs funded 512 law enforcement activities, including checkpoints and directed patrols, resulting in 350 DWI arrests. There is evidence that when enforcement activities are done in conjunction with media campaigns associated with those activities, the number of people drinking and driving decreases.

**Native American Collaboration**

In FY20, 23 DWI programs in New Mexico provided screening and tracking services for Native American DWI offenders. Selected statistics are as follows:

<b>Geographical Area</b>	<b>Total Offenders Screened</b>	<b>Native American Offenders</b>	<b>Percent Native American</b>
Bernalillo	1320	230	17%
Cibola	74	42	57%
McKinley	114	110	97%
San Juan	620	462	75%
Sandoval	360	108	30%
Statewide Total	4,802	1,060	22%

In addition to screening and tracking services, several county programs provided services directly to Native American communities, including prevention, enforcement, treatment and detoxification services. Native Americans represent the largest ethnic group in McKinley County. To reach this population, the McKinley County DWI program provides prevention education to all 29 chapter houses. Media campaigns, which are an effective way to reach the large and diverse county, are delivered in English, Navajo and Zuni. The checkerboard of county and tribal lands make enforcement challenging for McKinley County. The McKinley County DWI Taskforce has continued cross-commissioning between the McKinley County

Sheriff's Office, NM State Police, Navajo Nation, Zuni, Ramah-Navajo and Gallup Police departments, which is beneficial to the community as a whole.

### **Technical Assistance and Site Visits**

In FY20, LDWI Bureau staff continued to call for accountability in county expenditures by requiring backup documentation to accompany all reports and reimbursement requests. The reporting and reimbursement process was streamlined by accepting electronic submission of backup documentation for the reports. Since mid-March, due to the COVID Pandemic, the LDWI Bureau staff have been teleworking. This telework environment expedited the bureau's ability to accept electronic signatures and reports submitted via email to be processed in order for staff to continue to ensure timely processing of payments.

The LDWI Bureau staff conducted site visits throughout the state, however again due to COVID all travel ceased for the program since mid-March. The visits that were conducted included program file reviews and/or technical assistance. LDWI Bureau staff used web-based technology to provide trainings and technical assistance to the county DWI programs on fiscal reporting forms and other program related questions. The Bureau staff now depends on technology to hold virtual meetings with county staff including the ability to attend the local planning council meetings.

LDWI bureau staff provided in-person (pre-pandemic) technical assistance by conducting two workshops on the application process and the implementation of budgets and grant agreements. Both trainings were held in Santa Fe for the county DWI coordinators. As the recent RFP process for the DFA approved screening program resulted in a new vendor for the screening program, multiple virtual trainings were held with the developer of the new screening program and the county program staff. The screening program transition corresponded with the new fiscal year and county programs started the use of the new program on July 1, 2020.

### **Program Collaboration**

The county DWI program coordinators collaborate with county health councils, school health advisory councils, drug courts, magistrate court judges and staff, mental health professionals, prevention and treatment organizations to coordinate the use of resources and ensure that services are being received by those in need. The county DWI Programs also collaborate through the New Mexico Counties DWI Affiliate, where they meet to discuss the successes and challenges posed to each county related to their program services and activities. The DWI affiliate, along with the LDWI Bureau staff are working diligently with the NM Edge staff on the development of the DWI Coordinators' curriculum that will be offered to new DWI Coordinators as they take on this challenging position.

LDWI Bureau staff continued to partner with Human Services Department/Behavioral Health Services Division (HSD/BHSD) by participating in the Statewide Epidemiological and Outcomes Workgroup meetings and the Behavioral Health Collaborative meetings. LDWI Bureau staff also partnered with the Department of Transportation/Traffic Safety Division (DOT/TSD) by participating in the Highway Safety Plan process. LDWI Bureau staff also collaborated with DOH and other invited agencies in Inter-Agency Alcohol-Related Mortality

Prevention quarterly meetings. This is an important group where various state agencies discuss the efforts they provide to reduce the states alcohol-related mortality rates.

These are just a few of the many partnerships between county DWI programs, agencies and other resources/organizations around the state.

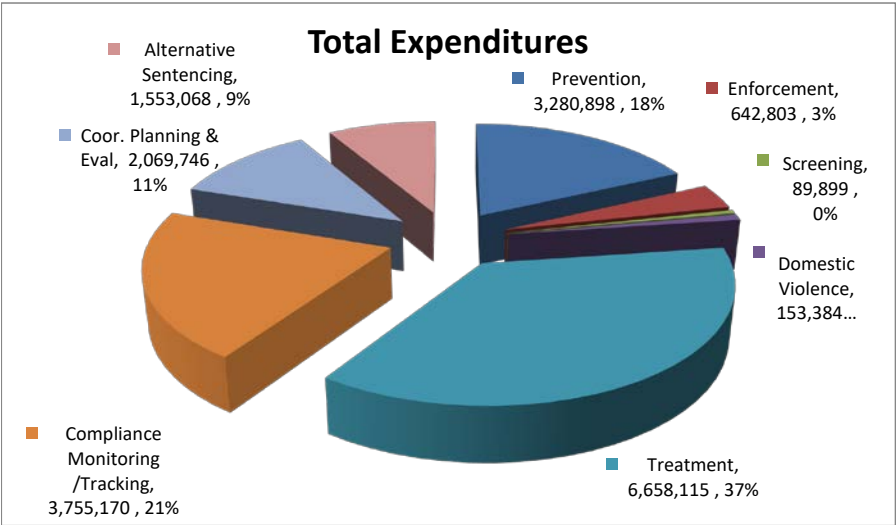
## **Conclusion**

The LDWI program aims to reduce DWI, alcoholism, and alcohol abuse through a multi-pronged approach, which includes treating the offender through screening, treatment, compliance monitoring, and alternative sentencing, as well as preventing DWI before it starts through prevention and enforcement activities. This approach has made a positive impact on reducing DWI. According to the Traffic Safety Bureau of the NM Department of Transportation, alcohol involved traffic fatalities have fallen, with some year to year increases, from 231 in 1995 to 175 in 2019. The percentage of alcohol-involved traffic fatalities has decreased by 44% from 1995 to 2019, but as even one alcohol-related fatality is too many, more work must be done to keep our highways and the citizens of New Mexico safe. The COVID pandemic has forced the county DWI Programs to review their practices and service delivery methods. The unavailability of the classroom to reach youth regarding the dangers of alcohol and other drug related curriculum have allowed the county programs to increase their presence in reaching youth through social media efforts. The county programs are at the forefront of developing new best practices in all their efforts throughout this pandemic.

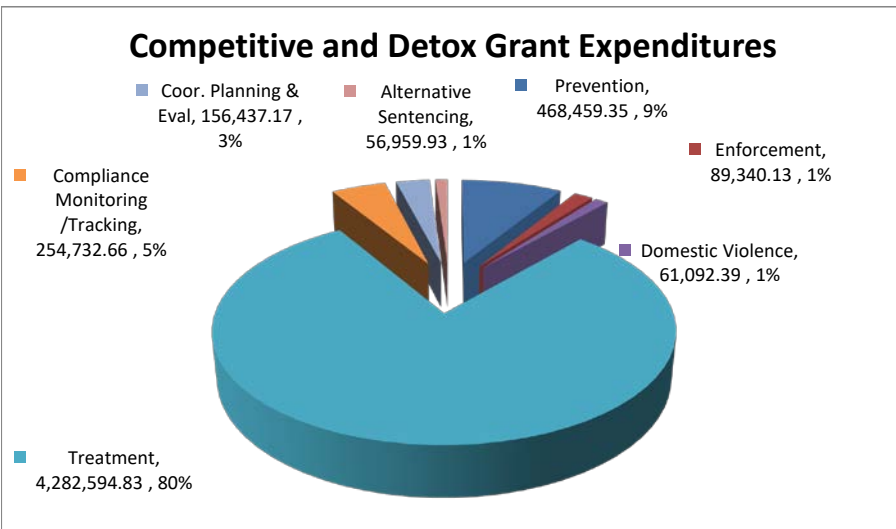
This report along with the FY20 county expenditures by component can be found on the DFA website at:

<http://www.nmdfa.state.nm.us/ldwi-annual-reports.aspx>

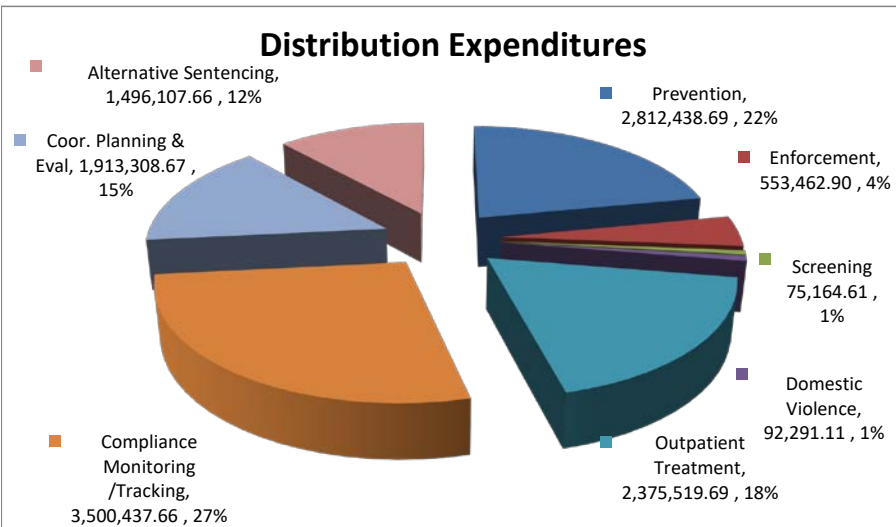
# Local DWI Program Expenditures Statewide FY20



Actual Funding: \$20,981,675.64  
 Actual Expenditures: \$18,203,082.02  
 Amount Reverted: \$2,778,593.62  
 Percentage Reverted: 13.24%



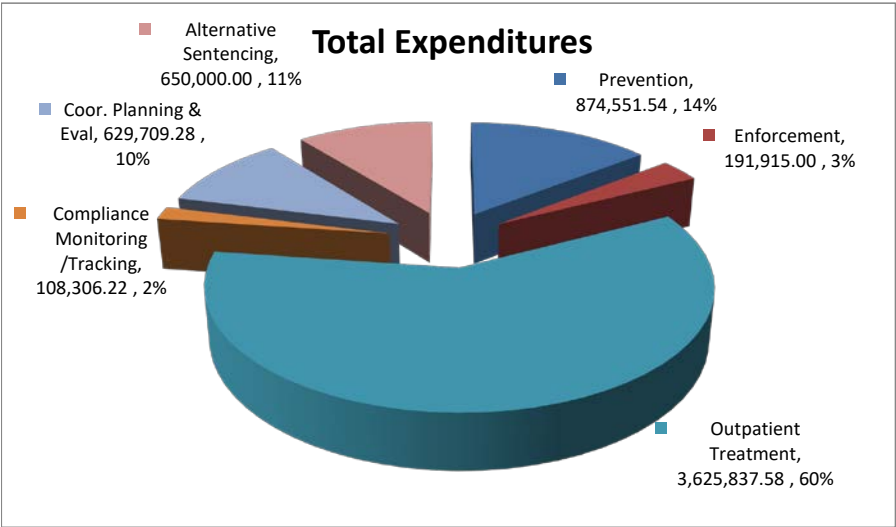
Actual Grant: \$5,755,104.00  
 Actual Expenditures: \$5,384,351.03  
 Amount Reverted: \$370,752.97  
 Percentage Reverted: 6.44%



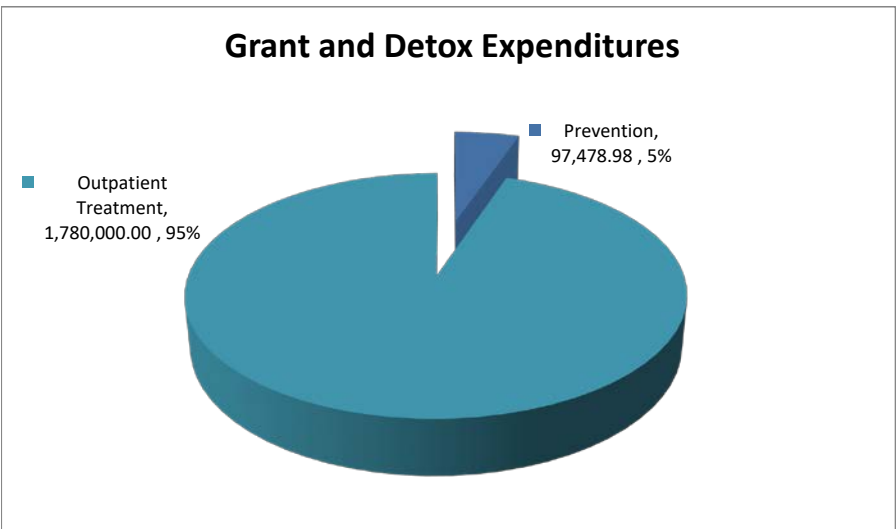
Actual Distribution: \$15,226,571.64  
 Actual Expenditures: \$12,818,730.99  
 Amount Reverted: \$2,407,840.65  
 Percentage Reverted: 15.81%

- Prevention
- Enforcement
- Screening
- Domestic Violence
- Outpatient Treatment
- Compliance Monitoring/Tracking
- Coord. Planning & Eval
- Alternative Sentencing

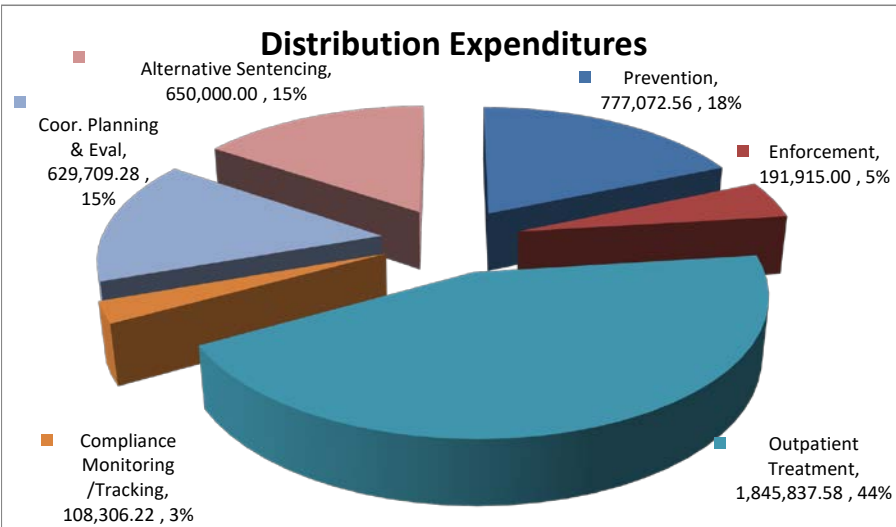
# Local DWI Program Expenditures Bernalillo County FY20



Actual Funding: \$6,865,676.50  
 Actual Expenditures: \$6,080,319.62  
 Amount Reverted: \$785,356.88  
 Percentage Reverted: 11.44%



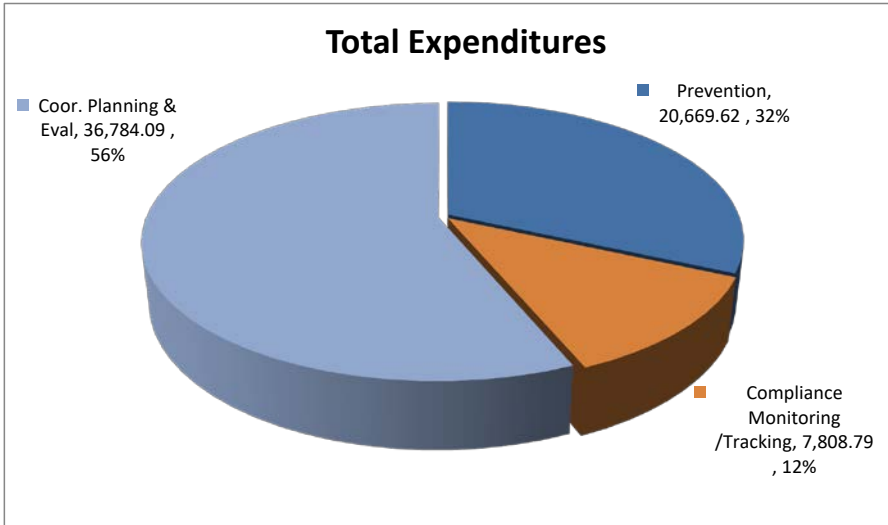
Actual Grant: \$1,933,355.00  
 Actual Expenditures: \$1,877,478.98  
 Amount Reverted: \$55,876.02  
 Percentage Reverted: 2.89%



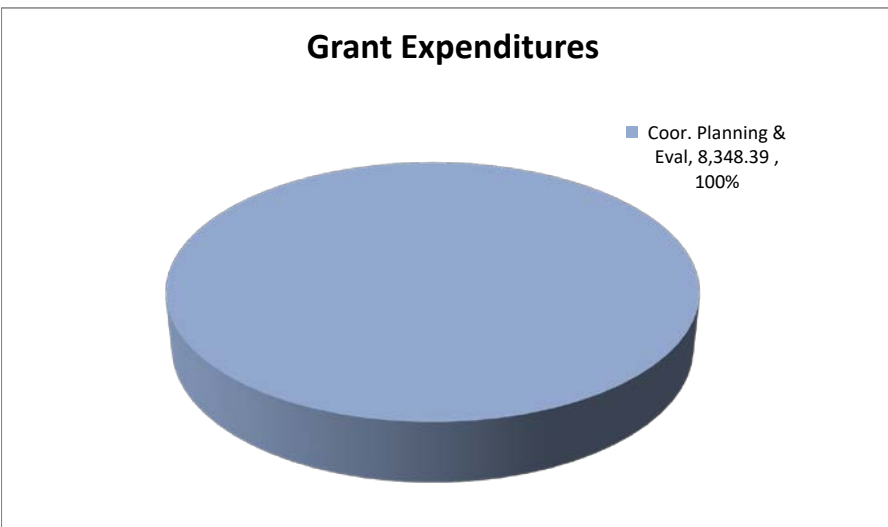
Actual Distribution: \$4,932,321.50  
 Actual Expenditures: \$4,202,840.64  
 Amount Reverted: \$729,480.86  
 Percentage Reverted: 14.79%

- Prevention
- Screening
- Outpatient Treatment
- Domestic Violence
- Compliance Monitoring/Tracking
- Alternative Sentencing
- Coord. Planning & Eval

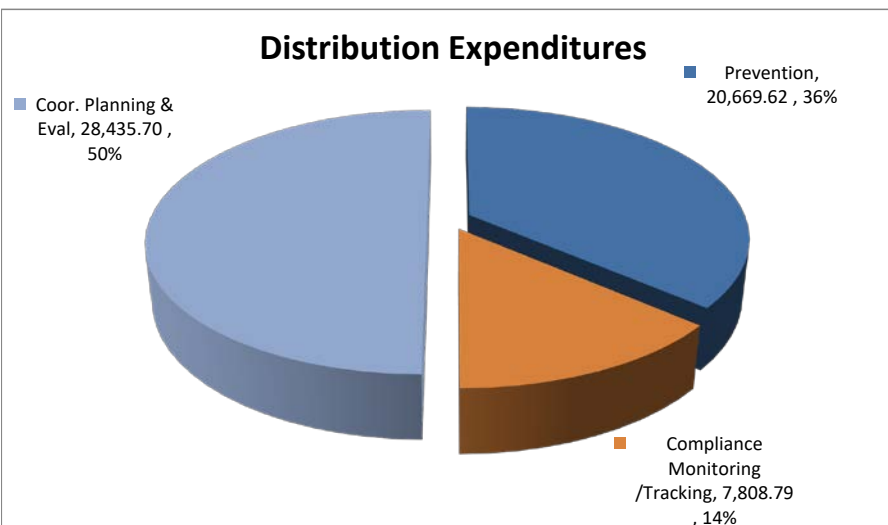
# Local DWI Program Expenditures Catron County FY20



Actual Funding: \$88,132.86  
 Actual Expenditures: \$65,262.50  
 Amount Reverted: \$22,870.36  
 Percentage Reverted: 25.95%



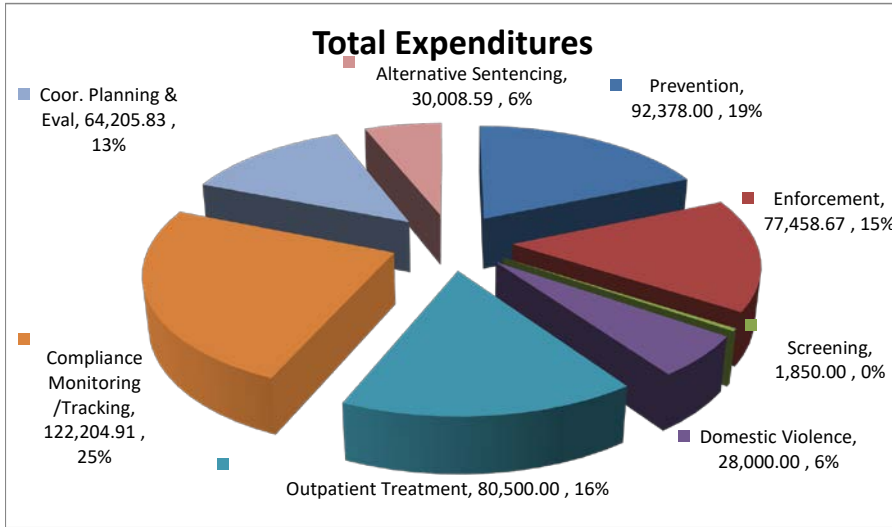
Actual Grant: \$12,000.00  
 Actual Expenditures: \$8,348.39  
 Amount Reverted: \$3,651.61  
 Percentage Reverted: 30.43%



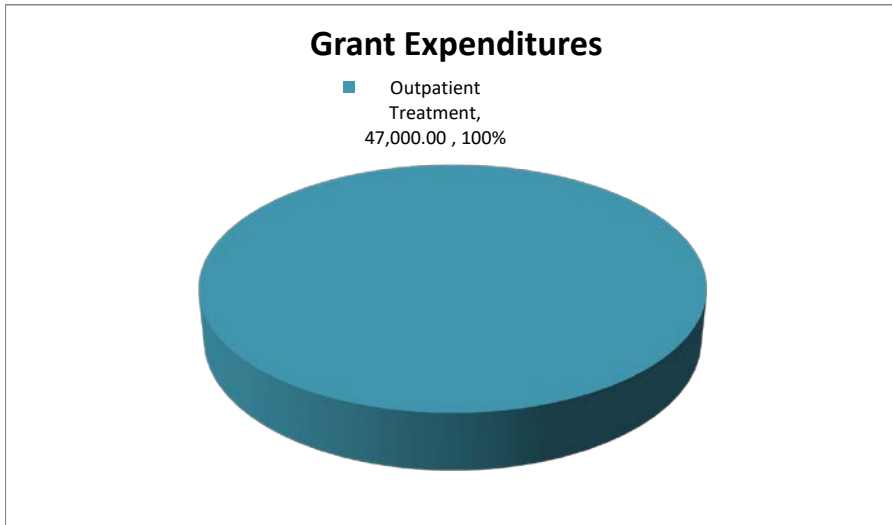
Actual Distribution: \$76,132.86  
 Actual Expenditures: \$56,914.11  
 Amount Reverted: \$19,218.75  
 Percentage Reverted: 25.24%

- Prevention
- Screening
- Outpatient Treatment
- Coord. Planning & Eval
- Enforcement
- Domestic Violence
- Compliance Monitoring/Tracking
- Alternative Sentencing

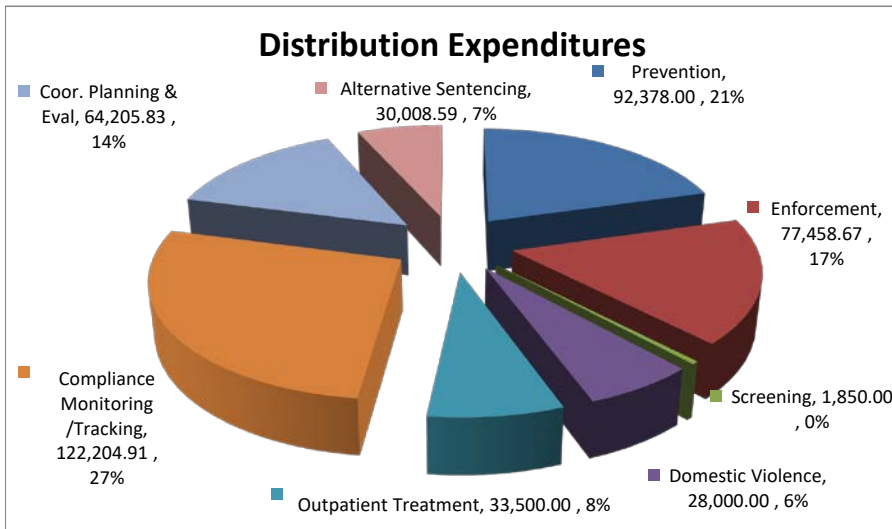
# Local DWI Program Expenditures Chaves County FY20



Actual Funding: \$496,606.00  
 Actual Expenditures: \$496,606.00  
 Amount Reverted: \$0.00  
 Percentage Reverted: 0.00%



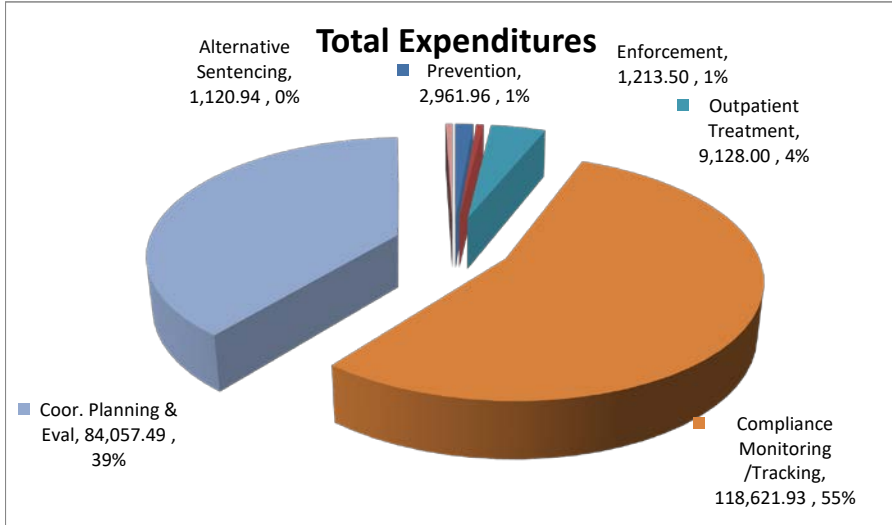
Actual Grant: \$47,000.00  
 Actual Expenditures: \$47,000.00  
 Amount Reverted: \$0.00  
 Percentage Reverted: 0.00%



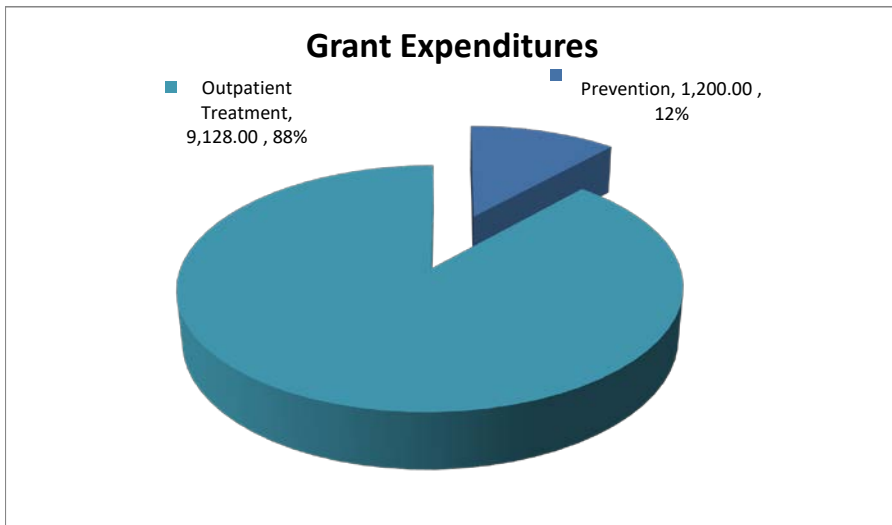
Actual Distribution: \$449,606.00  
 Actual Expenditures: \$449,606.00  
 Amount Reverted: \$0.00  
 Percentage Reverted: 0.00%

- Prevention
- Screening
- Outpatient Treatment
- Coord. Planning & Eval
- Enforcement
- Domestic Violence
- Compliance Monitoring/Tracking
- Alternative Sentencing

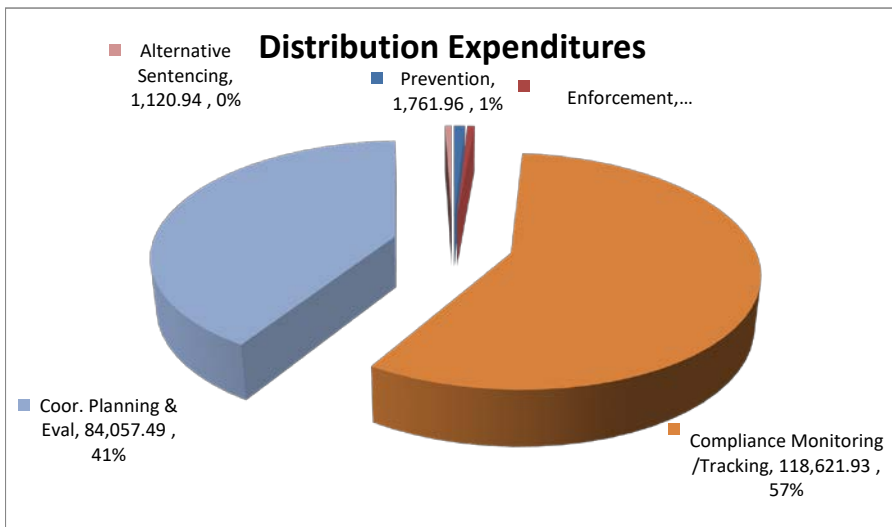
# Local DWI Program Expenditures Cibola County FY20



Actual Funding: \$286,097.00  
 Actual Expenditures: \$217,103.82  
 Amount Reverted: \$68,993.18  
 Percentage Reverted: 24.12%



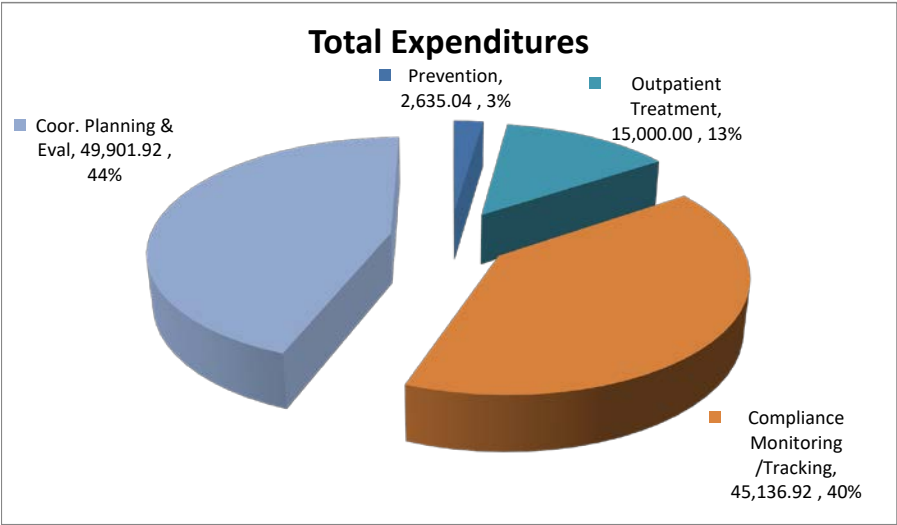
Actual Grant: \$60,000.00  
 Actual Expenditures: \$10,328.00  
 Amount Reverted: \$49,672.00  
 Percentage Reverted: 82.79%



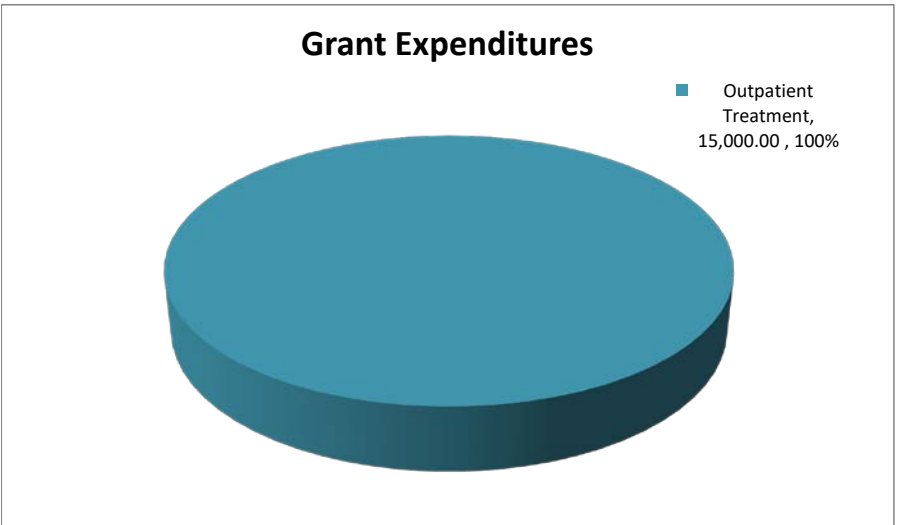
Actual Distribution: \$226,097.00  
 Actual Expenditures: \$206,775.82  
 Amount Reverted: \$19,321.18  
 Percentage Reverted: 8.55%

- Prevention
- Screening
- Outpatient Treatment
- Coord. Planning & Eval
- Enforcement
- Domestic Violence
- Compliance Monitoring/Tracking
- Alternative Sentencing

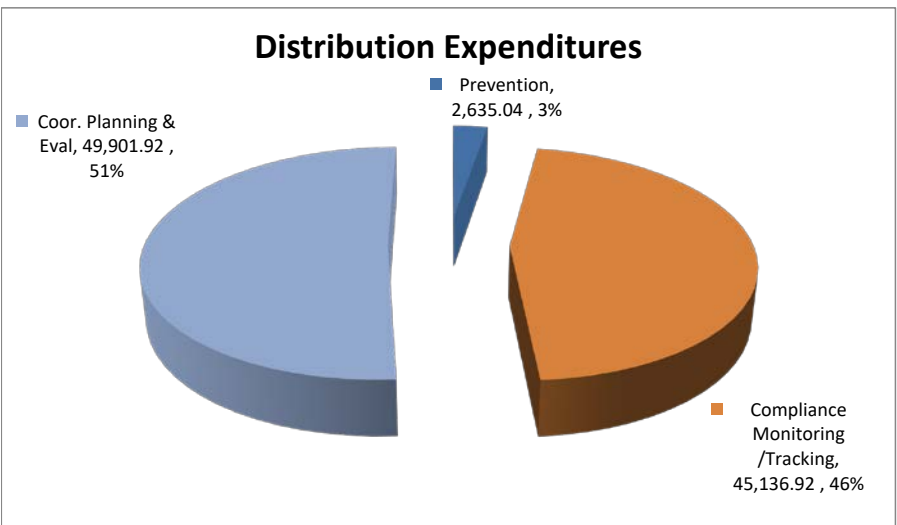
# Local DWI Program Expenditures Colfax County FY20



Actual Funding: \$123,536.00  
 Actual Expenditures: \$112,673.88  
 Amount Reverted: \$10,862.12  
 Percentage Reverted: 8.79%



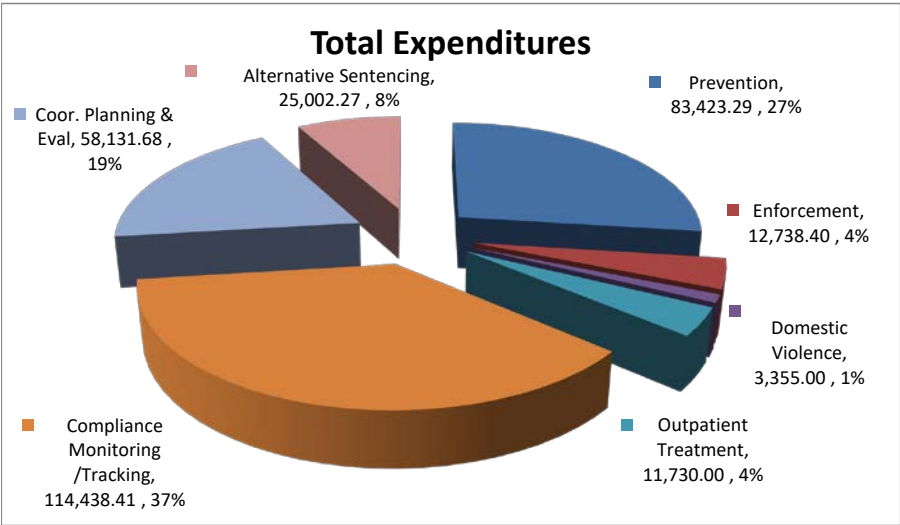
Actual Grant: \$15,000.00  
 Actual Expenditures: \$15,000.00  
 Amount Reverted: \$0.00  
 Percentage Reverted: 0.00%



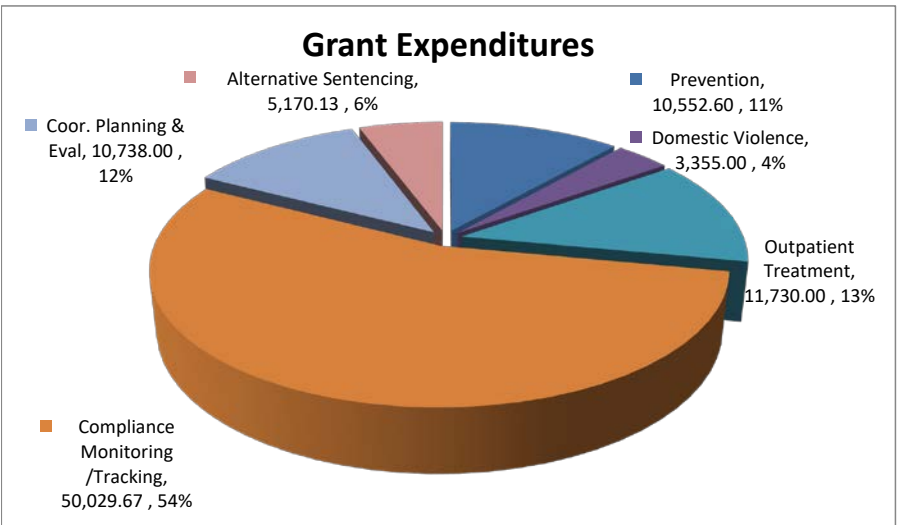
Actual Distribution: \$108,536.00  
 Actual Expenditures: \$97,673.88  
 Amount Reverted: \$10,862.12  
 Percentage Reverted: 10.01%

- Prevention
- Screening
- Outpatient Treatment
- Coord. Planning & Eval
- Enforcement
- Domestic Violence
- Compliance Monitoring/Tracking
- Alternative Sentencing

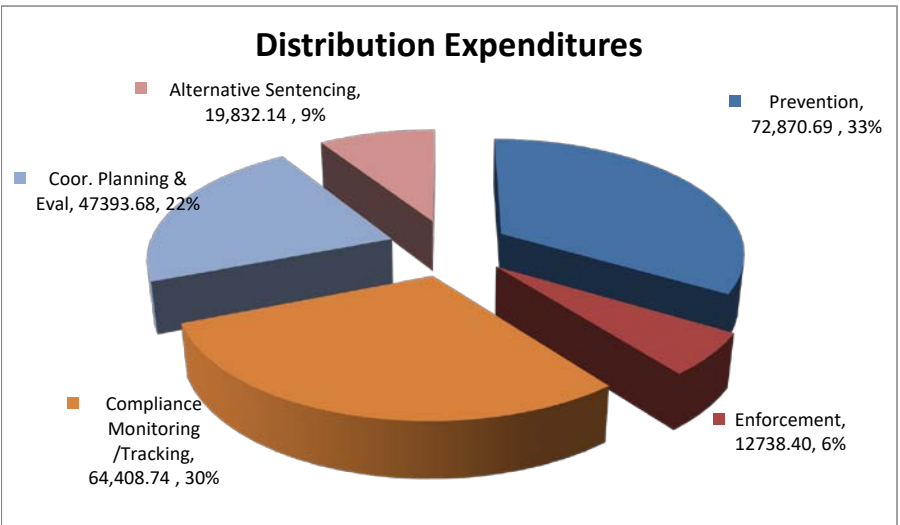
# Local DWI Program Expenditures Curry County FY20



Actual Funding: \$349,059.00  
 Actual Expenditures: \$308,819.05  
 Amount Reverted: \$40,239.95  
 Percentage Reverted: 11.53%



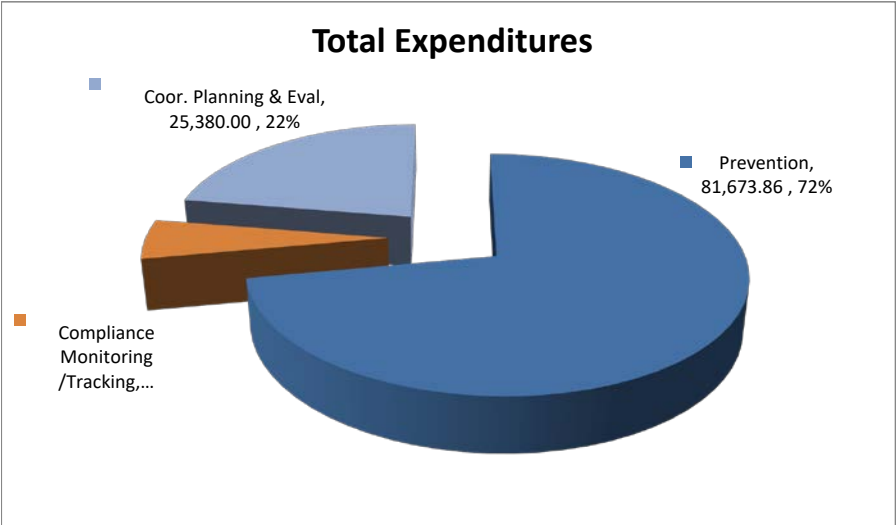
Actual Grant: \$93,643.00  
 Actual Expenditures: \$91,575.40  
 Amount Reverted: \$2,067.60  
 Percentage Reverted: 2.21%



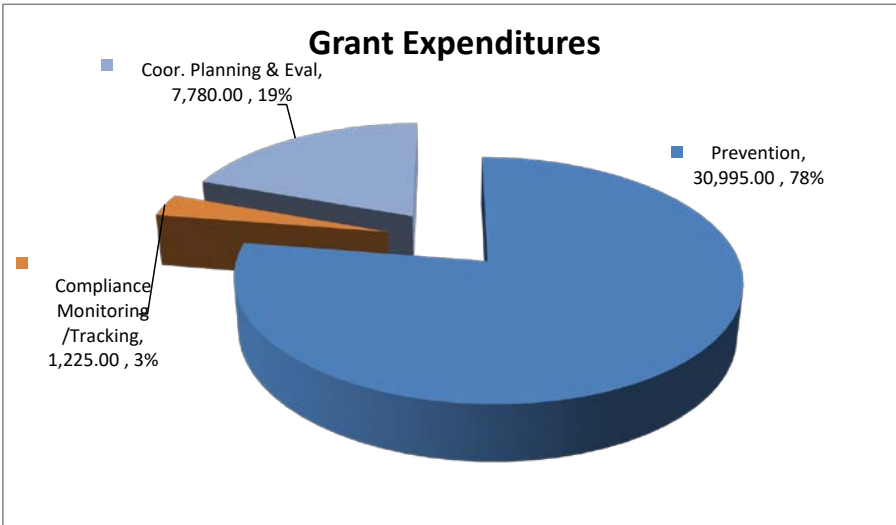
Actual Distribution: \$255,416.00  
 Actual Expenditures: \$217,243.65  
 Amount Reverted: \$38,172.35  
 Percentage Reverted: 14.95%

- Prevention
- Enforcement
- Screening
- Domestic Violence
- Outpatient Treatment
- Compliance Monitoring/Tracking
- Coord. Planning & Eval
- Alternative Sentencing

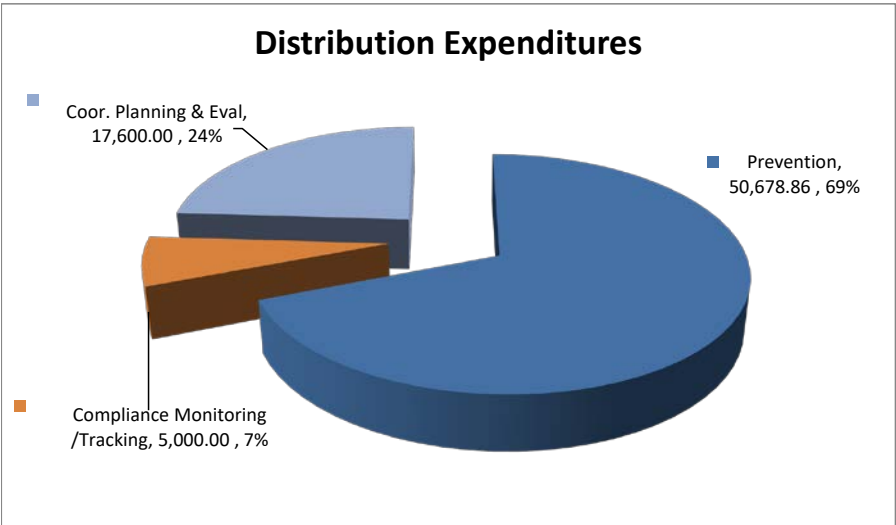
# Local DWI Program Expenditures DeBaca County FY20



Actual Funding: \$116,132.86  
 Actual Expenditures: \$113,278.86  
 Amount Reverted: \$2,854.00  
 Percentage Reverted: 2.46%



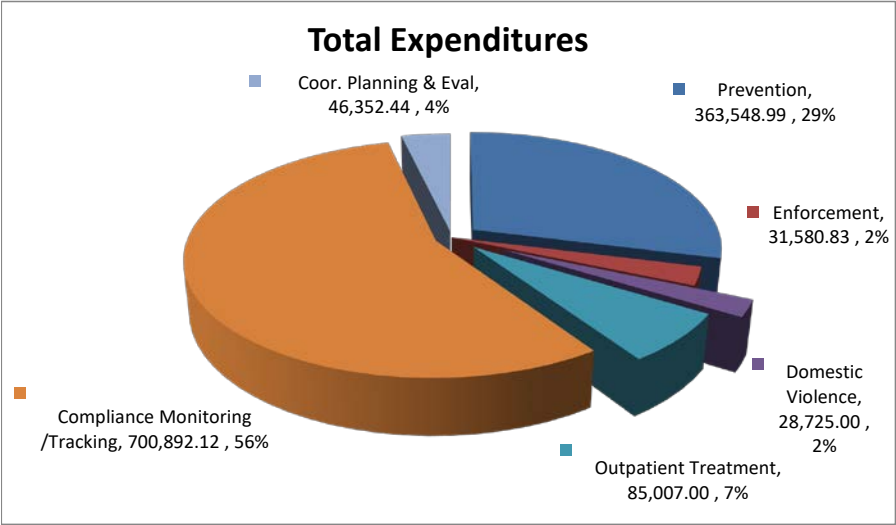
Actual Grant: \$40,000.00  
 Actual Expenditures: \$40,000.00  
 Amount Reverted: \$0.00  
 Percentage Reverted: 0.00%



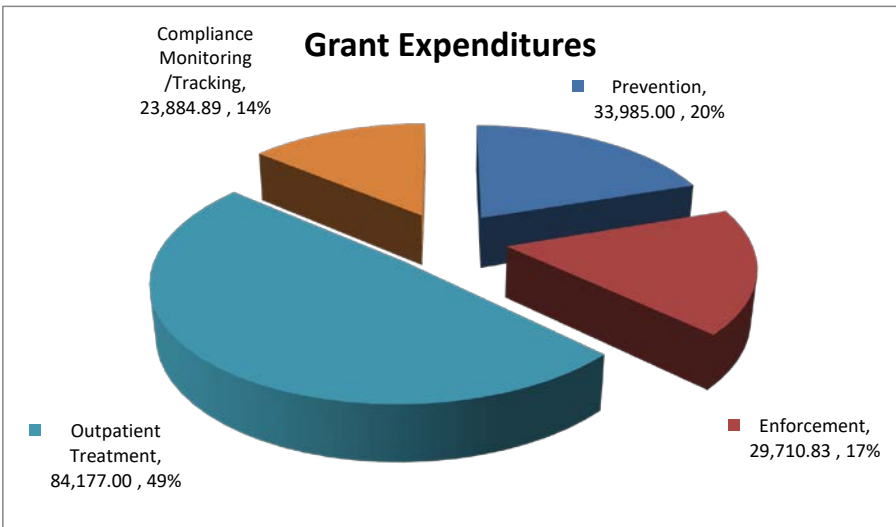
Actual Distribution: \$76,132.86  
 Actual Expenditures: \$73,278.86  
 Amount Reverted: \$2,854.00  
 Percentage Reverted: 3.75%

- Prevention
- Enforcement
- Screening
- Domestic Violence
- Outpatient Treatment
- Compliance Monitoring/Tracking
- Coord. Planning & Eval
- Alternative Sentencing

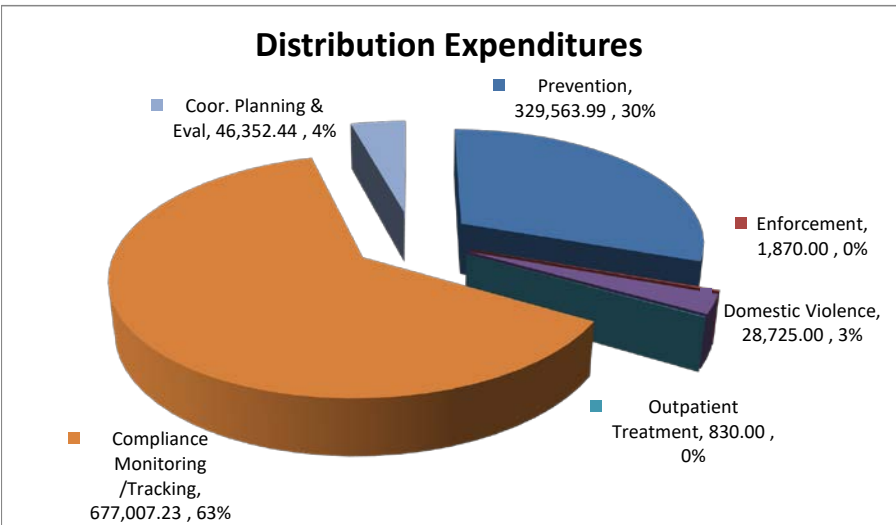
# Local DWI Program Expenditures Dona Ana County FY20



Actual Funding: \$1,408,386.00  
 Actual Expenditures: \$1,256,106.38  
 Amount Reverted: \$152,279.62  
 Percentage Reverted: 10.81%



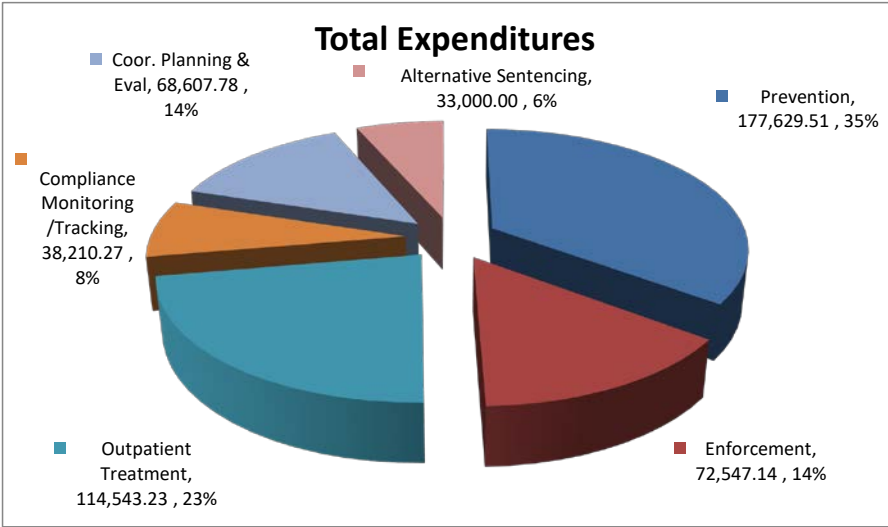
Actual Grant: \$208,985.00  
 Actual Expenditures: \$171,757.72  
 Amount Reverted: \$37,227.28  
 Percentage Reverted: 17.81%



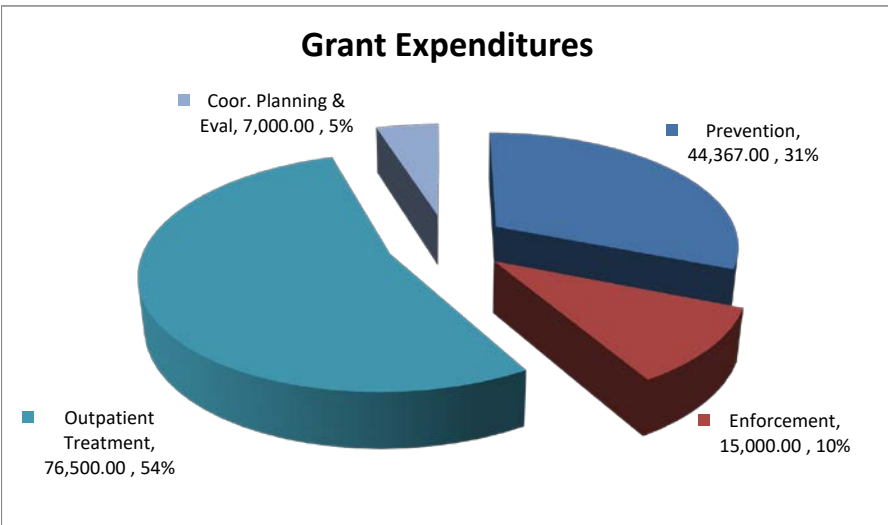
Actual Distribution: \$1,199,401.00  
 Actual Expenditures: \$1,084,348.66  
 Amount Reverted: \$115,052.34  
 Percentage Reverted: 9.59%

- Prevention
- Screening
- Outpatient Treatment
- Coord. Planning & Eval
- Enforcement
- Domestic Violence
- Compliance Monitoring/Tracking
- Alternative Sentencing

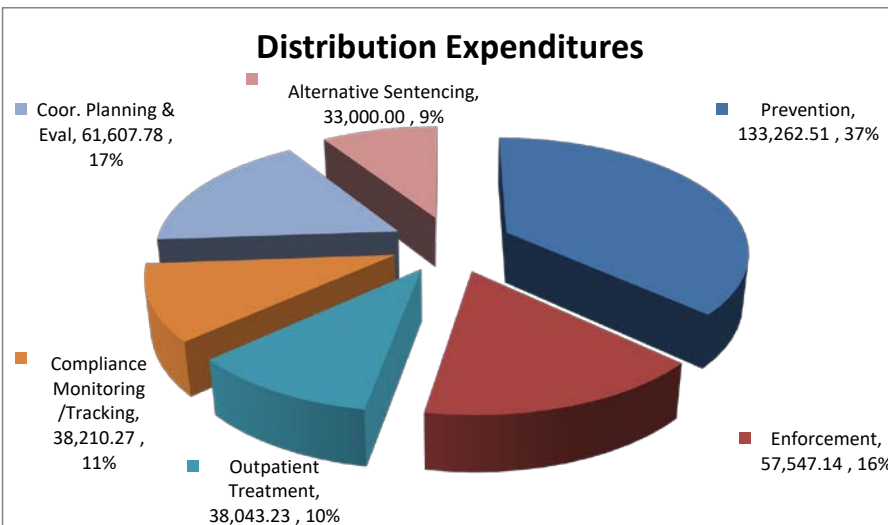
# Local DWI Program Expenditures Eddy County FY20



Actual Funding: \$696,715.00  
 Actual Expenditures: \$504,537.93  
 Amount Reverted: \$192,177.07  
 Percentage Reverted: 27.58%



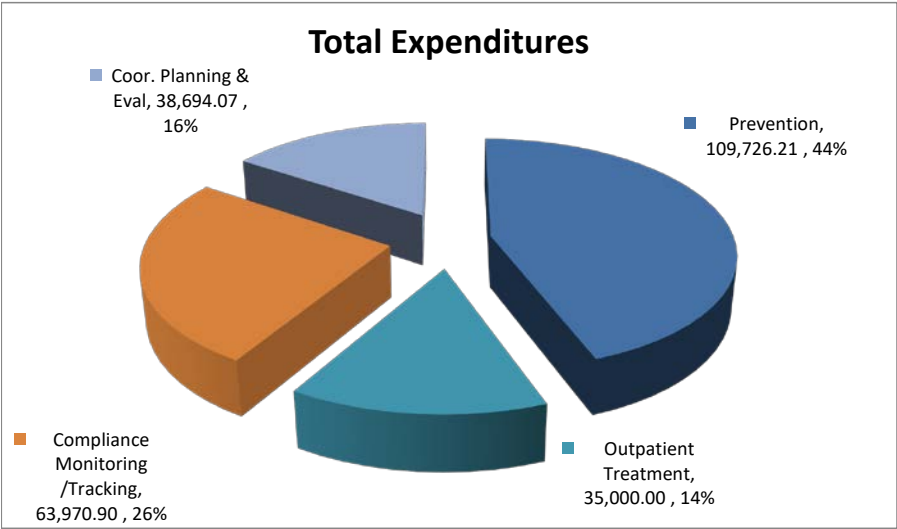
Actual Grant: \$142,867.00  
 Actual Expenditures: \$142,867.00  
 Amount Reverted: \$0.00  
 Percentage Reverted: 0.00%



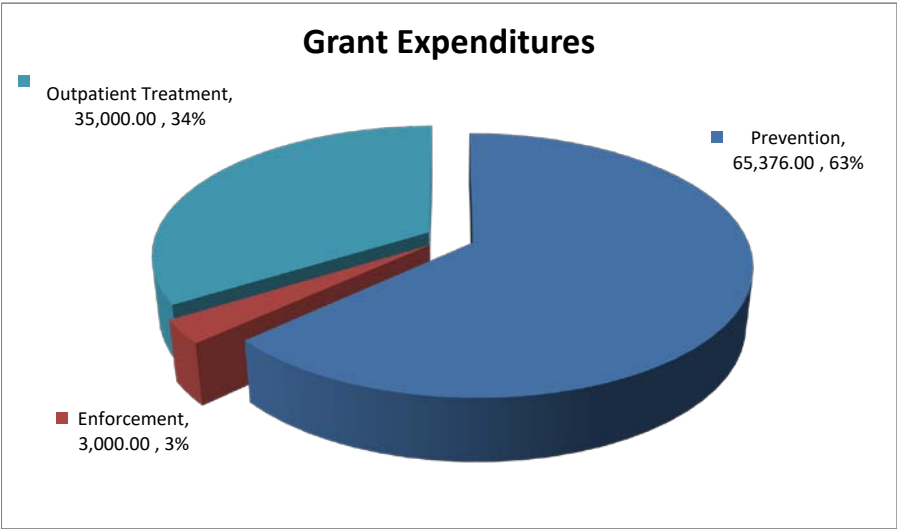
Actual Distribution: \$553,848.00  
 Actual Expenditures: \$361,670.93  
 Amount Reverted: \$192,177.07  
 Percentage Reverted: 34.70%

- Prevention
- Screening
- Outpatient Treatment
- Coordination Planning & Eval
- Enforcement
- Domestic Violence
- Compliance Monitoring/Tracking
- Alternative Sentencing

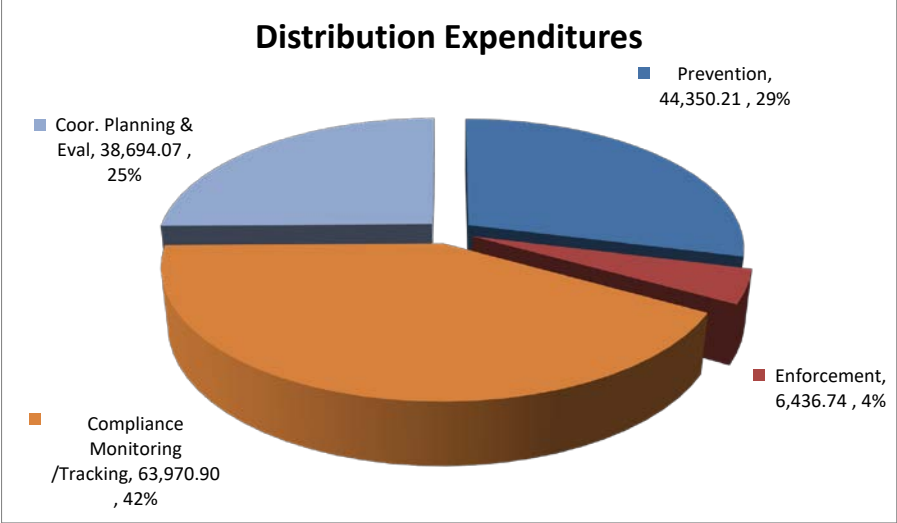
# Local DWI Program Expenditures Grant County FY20



Actual Funding: \$287,563.00  
 Actual Expenditures: \$256,827.92  
 Amount Reverted: \$30,735.08  
 Percentage Reverted: 10.69%



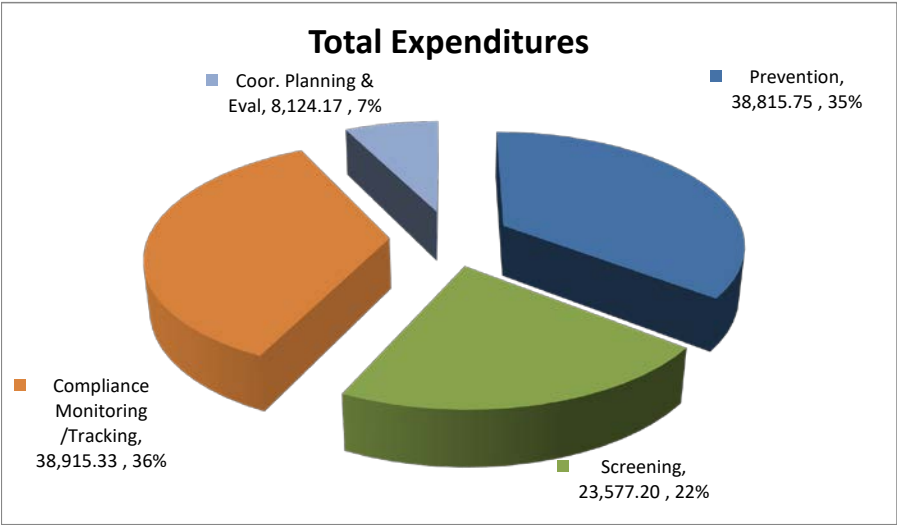
Actual Grant: \$103,376.00  
 Actual Expenditures: \$103,376.00  
 Amount Reverted: \$0.00  
 Percentage Reverted: 0.00%



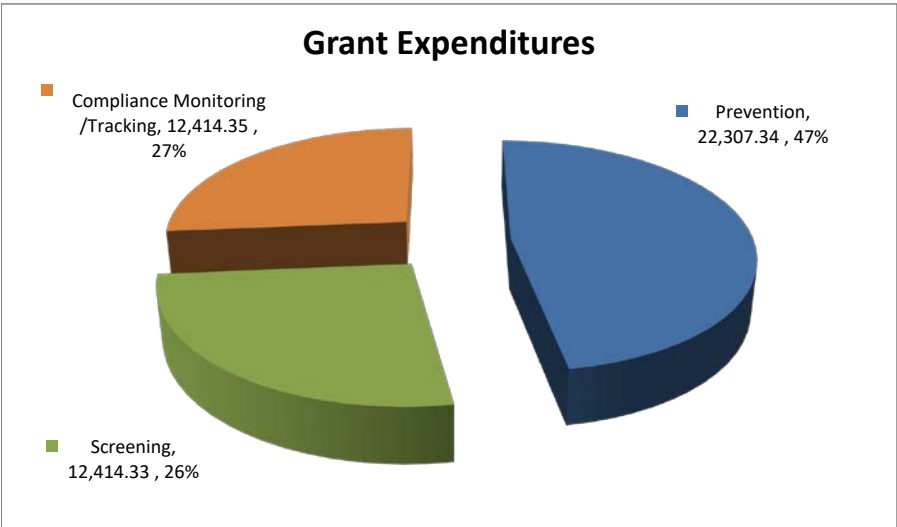
Actual Distribution: \$184,187.00  
 Actual Expenditures: \$153,451.92  
 Amount Reverted: \$30,735.08  
 Percentage Reverted: 16.69%

- Prevention
- Screening
- Outpatient Treatment
- Coor. Planning & Eval
- Enforcement
- Domestic Violence
- Compliance Monitoring/Tracking
- Alternative Sentencing

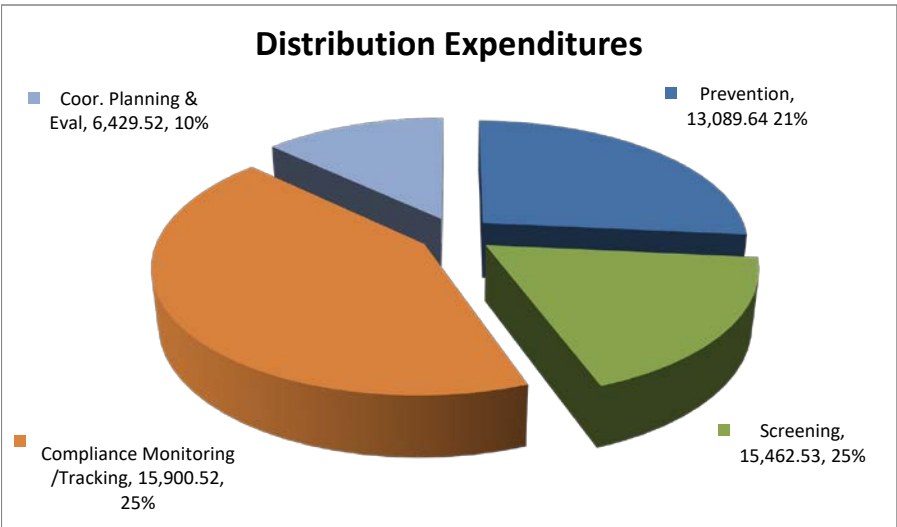
# Local DWI Program Expenditures Guadalupe County FY20



Actual Funding: \$128,117.00  
 Actual Expenditures: \$109,432.45  
 Amount Reverted: \$18,684.55  
 Percentage Reverted: 14.58%



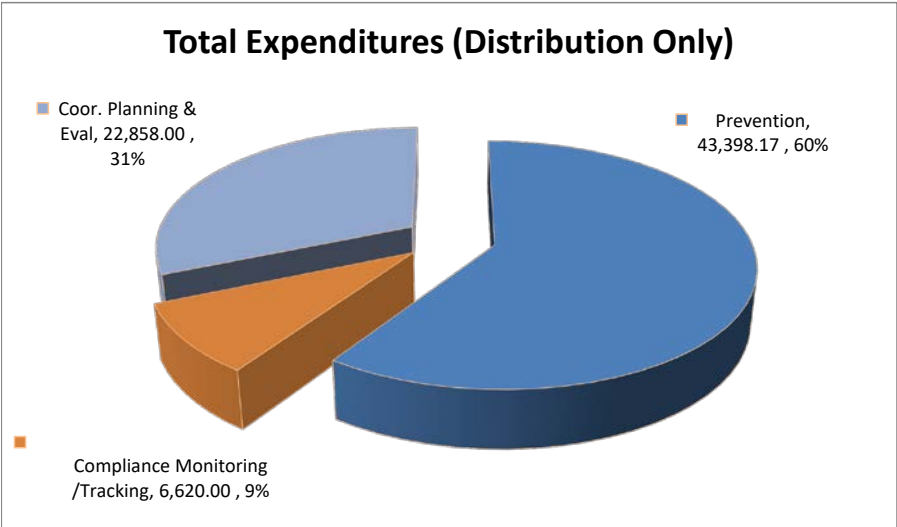
Actual Grant: \$48,831.00  
 Actual Expenditures: \$47,136.02  
 Amount Reverted: \$1,694.98  
 Percentage Reverted: 3.47%



Actual Distribution: \$79,286.00  
 Actual Expenditures: \$62,296.43  
 Amount Reverted: \$16,989.57  
 Percentage Reverted: 21.43%

- Prevention
- Screening
- Outpatient Treatment
- Coord. Planning & Eval
- Enforcement
- Domestic Violence
- Compliance Monitoring/Tracking
- Alternative Sentencing

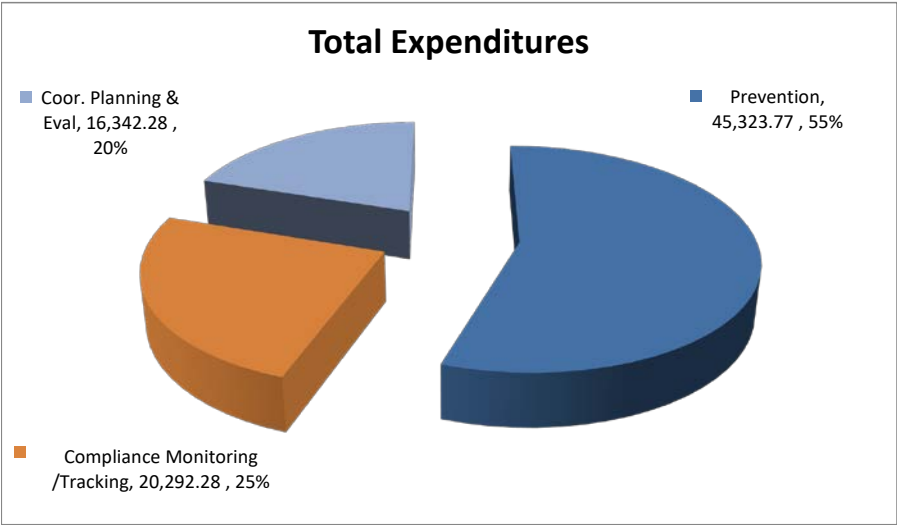
# Local DWI Program Expenditures Harding County FY20



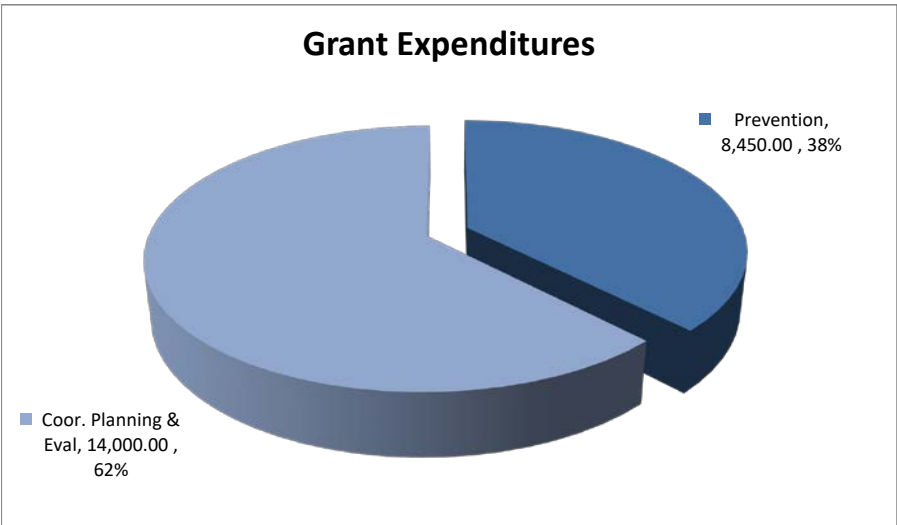
Actual Funding:	\$76,132.86
Actual Expenditures:	\$72,876.17
Amount Reverted:	\$3,256.69
Percentage Reverted:	4.28%

- Prevention
  - Screening
  - Outpatient Treatment
  - Coordination, Planning & Evaluation
- Enforcement
  - Domestic Violence
  - Compliance Monitoring/Tracking
  - Alternative Sentencing

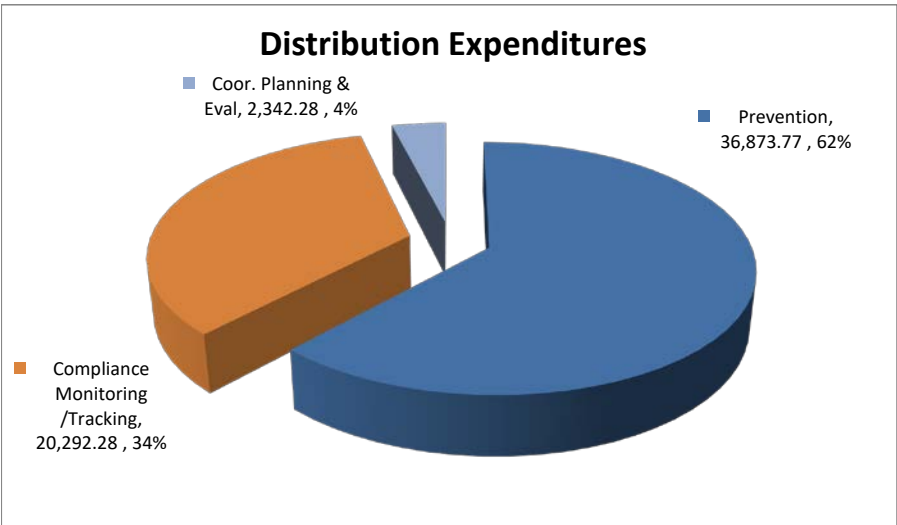
# Local DWI Program Expenditures Hidalgo County FY20



Actual Funding: \$100,132.86  
 Actual Expenditures: \$81,958.33  
 Amount Reverted: \$18,174.53  
 Percentage Reverted: 18.15%



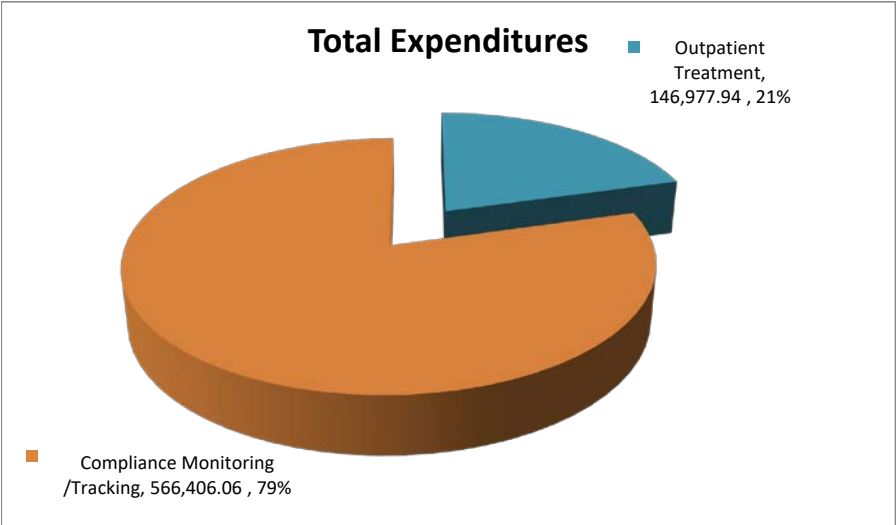
Actual Grant: \$24,000.00  
 Actual Expenditures: \$22,450.00  
 Amount Reverted: \$1,550.00  
 Percentage Reverted: 6.46%



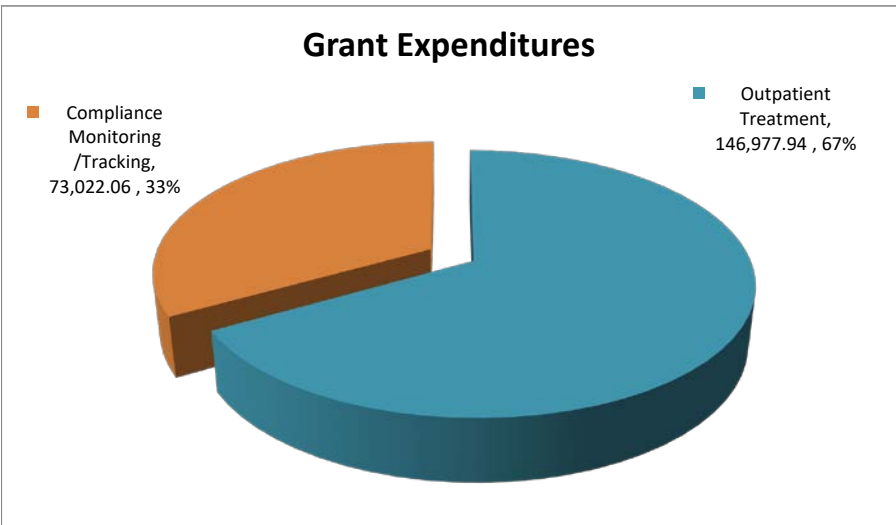
Actual Distribution: \$76,132.86  
 Actual Expenditures: \$59,508.33  
 Amount Reverted: \$16,624.53  
 Percentage Reverted: 21.84%

- Prevention
- Screening
- Outpatient Treatment
- Coordination, Planning & Eval
- Enforcement
- Domestic Violence
- Compliance Monitoring/Tracking
- Alternative Sentencing

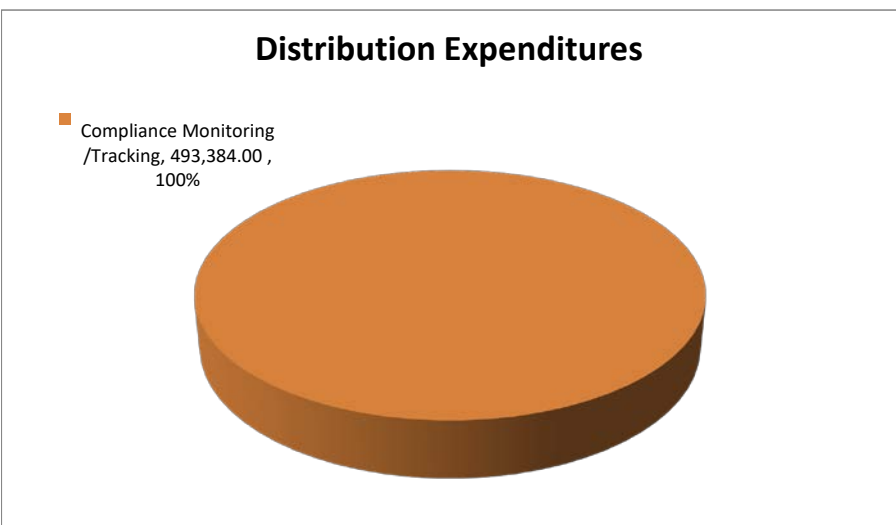
# Local DWI Program Expenditures Lea County FY20



Actual Funding: \$788,702.00  
 Actual Expenditures: \$713,384.00  
 Amount Reverted: \$75,318.00  
 Percentage Reverted: 9.55%



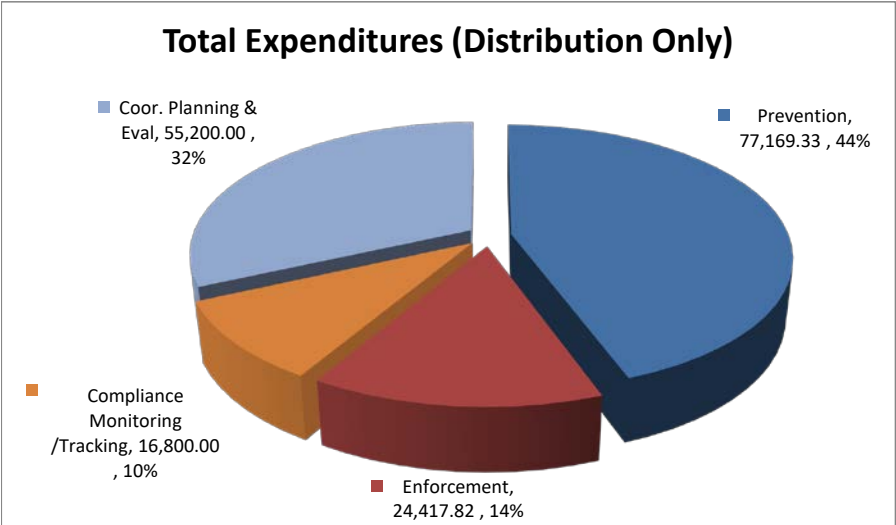
Actual Grant: \$220,000.00  
 Actual Expenditures: \$220,000.00  
 Amount Reverted: \$0.00  
 Percentage Reverted: 0.00%



Actual Distribution: \$568,702.00  
 Actual Expenditures: \$493,384.00  
 Amount Reverted: \$75,318.00  
 Percentage Reverted: 13.24%

- Prevention
- Enforcement
- Screening
- Domestic Violence
- Outpatient Treatment
- Compliance Monitoring/Tracking
- Coord. Planning & Eval
- Alternative Sentencing

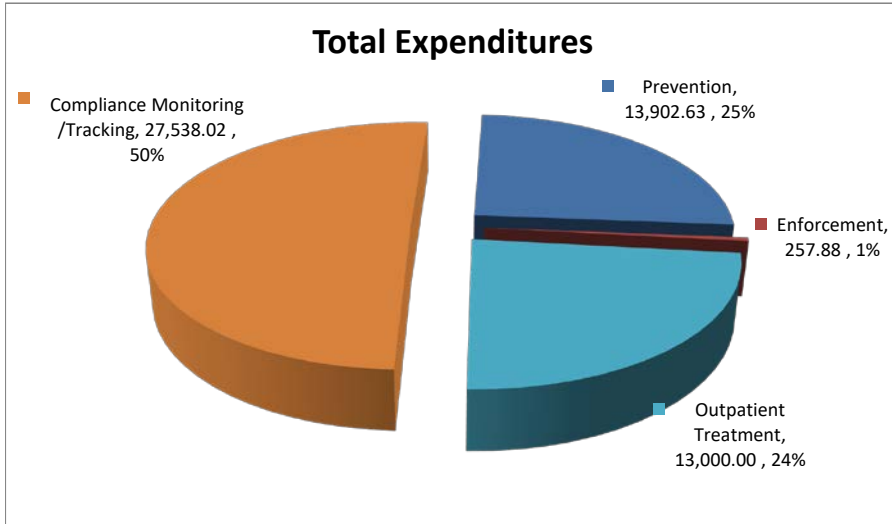
# Local DWI Program Expenditures Lincoln County FY20



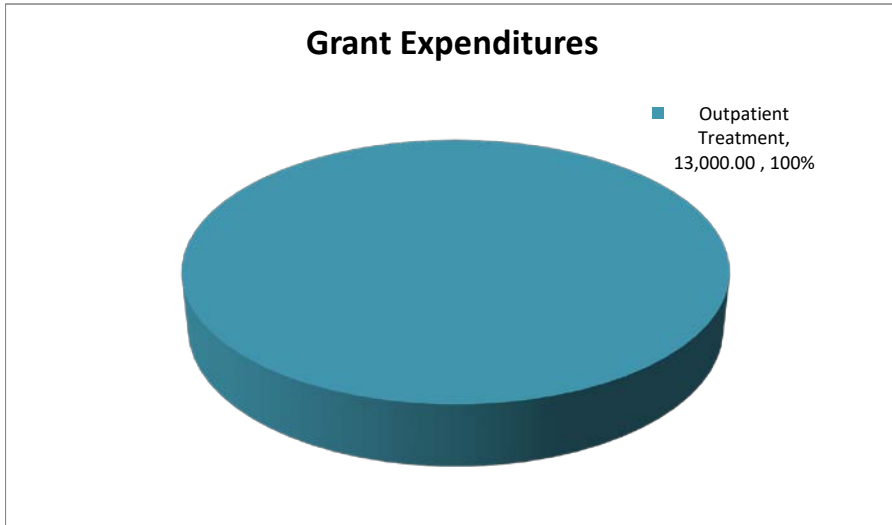
Actual Funding:	\$196,535.00
Actual Expenditures:	\$173,587.15
Amount Reverted:	\$22,947.85
Percentage Reverted:	11.68%

- Prevention
  - Screening
  - Outpatient Treatment
  - Coordination, Planning & Evaluation
- Enforcement
  - Domestic Violence
  - Compliance Monitoring/Tracking
  - Alternative Sentencing

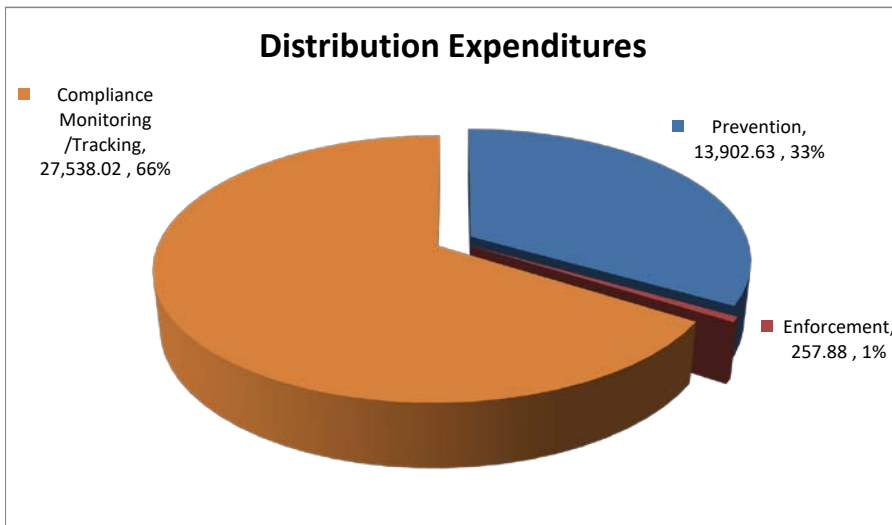
# Local DWI Program Expenditures Los Alamos County FY20



Actual Funding: \$89,132.86  
 Actual Expenditures: \$54,698.53  
 Amount Reverted: \$34,434.33  
 Percentage Reverted: 38.63%



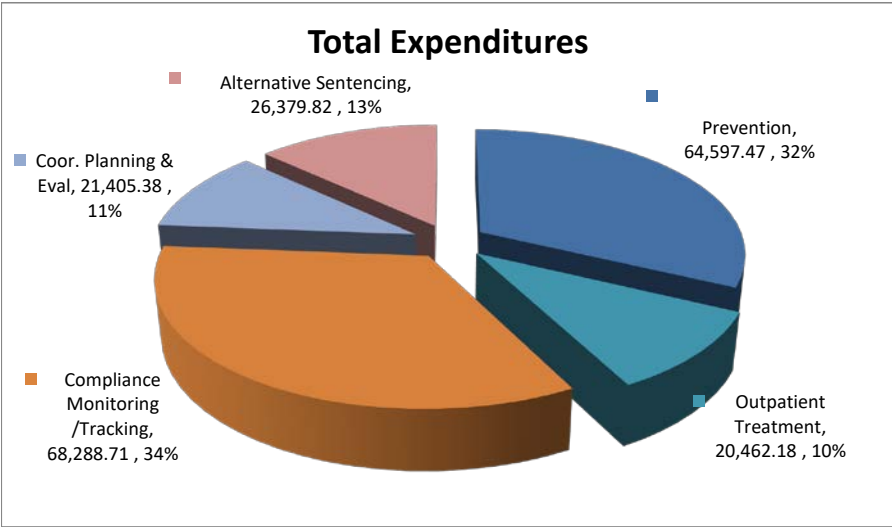
Actual Grant: \$13,000.00  
 Actual Expenditures: \$13,000.00  
 Amount Reverted: \$0.00  
 Percentage Reverted: 0.00%



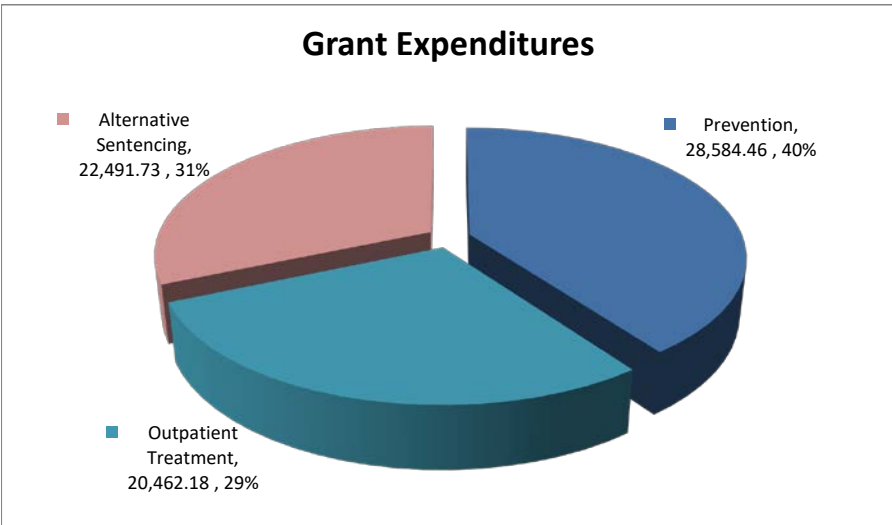
Actual Distribution: \$76,132.86  
 Actual Expenditures: \$41,698.53  
 Amount Reverted: \$34,434.33  
 Percentage Reverted: 45.23%

- Prevention
- Screening
- Outpatient Treatment
- Coord. Planning & Eval
- Enforcement
- Domestic Violence
- Compliance Monitoring/Tracking
- Alternative Sentencing

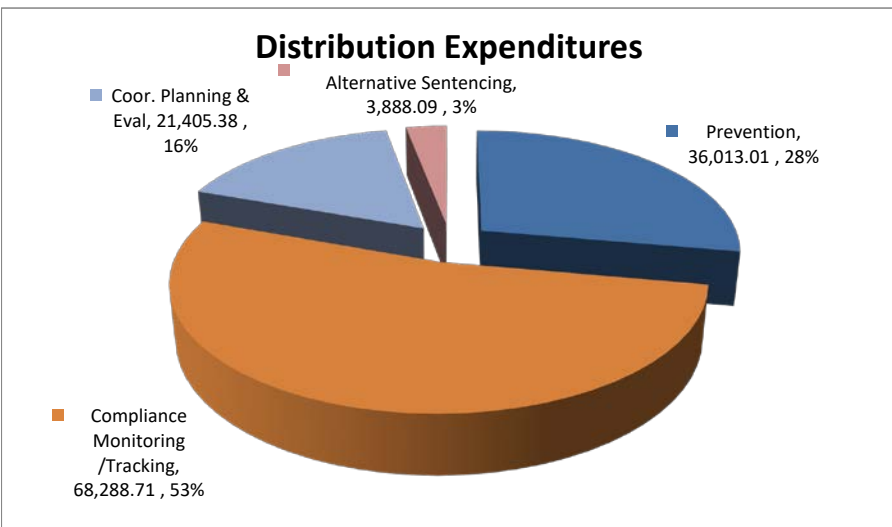
# Local DWI Program Expenditures Luna County FY20



Actual Funding: \$228,716.00  
 Actual Expenditures: \$201,133.56  
 Amount Reverted: \$27,582.44  
 Percentage Reverted: 12.06%



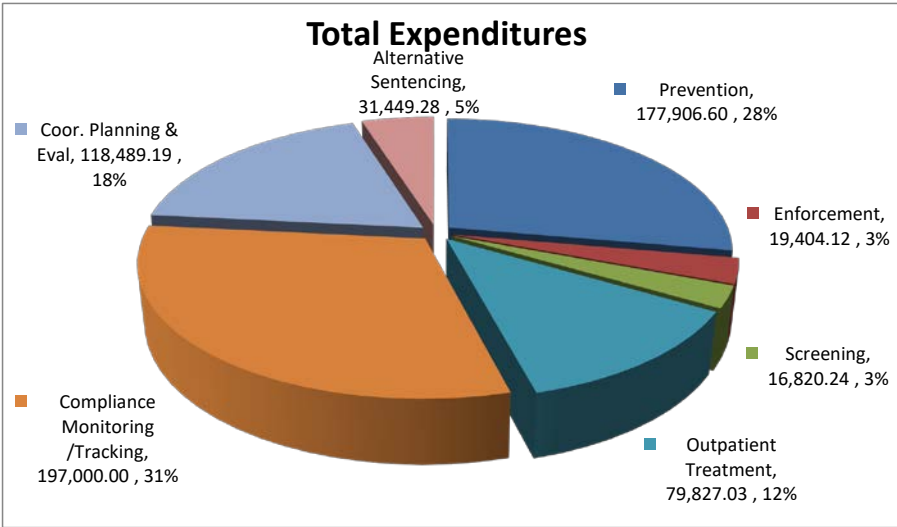
Actual Grant: \$72,487.00  
 Actual Expenditures: \$71,538.37  
 Amount Reverted: \$948.63  
 Percentage Reverted: 1.31%



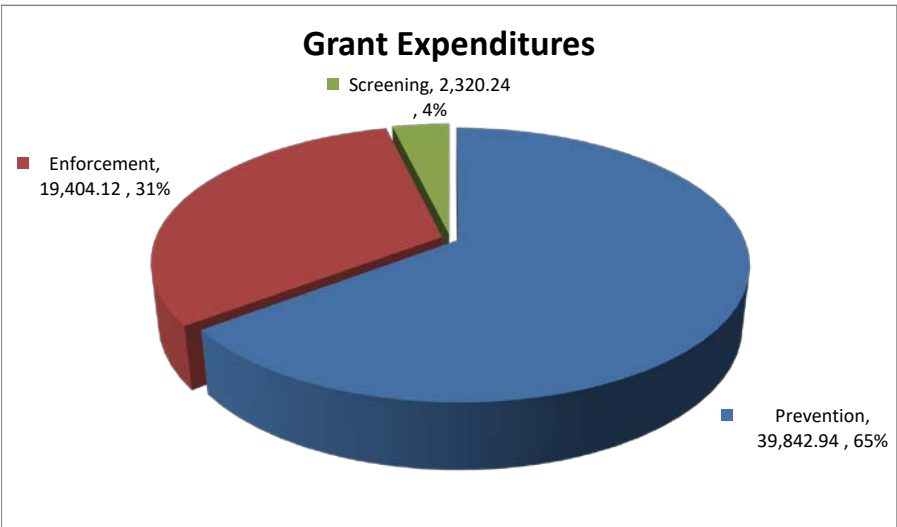
Actual Distribution: \$156,229.00  
 Actual Expenditures: \$129,595.19  
 Amount Reverted: \$26,633.81  
 Percentage Reverted: 17.05%

- Prevention
- Screening
- Outpatient Treatment
- Coord. Planning & Eval
- Enforcement
- Domestic Violence
- Compliance Monitoring/Tracking
- Alternative Sentencing

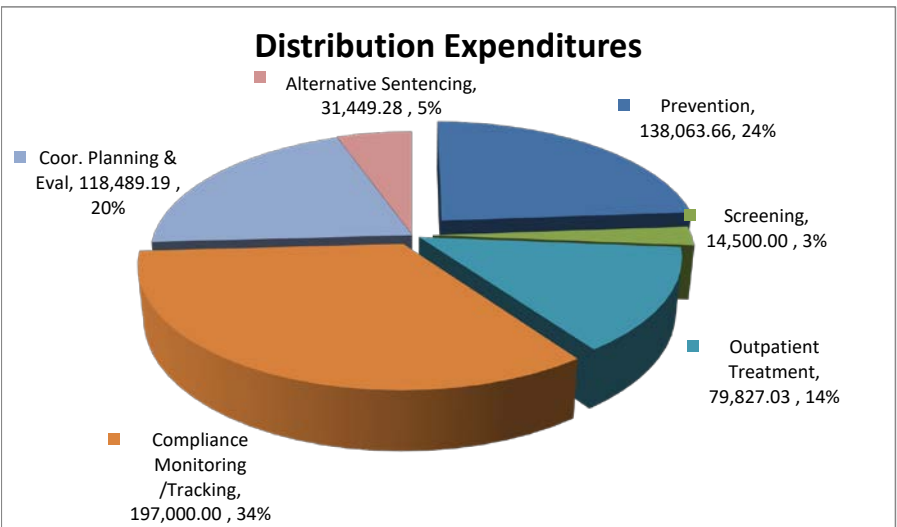
# Local DWI Program Expenditures McKinley County FY20



Actual Funding: \$904,502.12  
 Actual Expenditures: \$640,896.46  
 Amount Reverted: \$263,605.66  
 Percentage Reverted: 29.14%



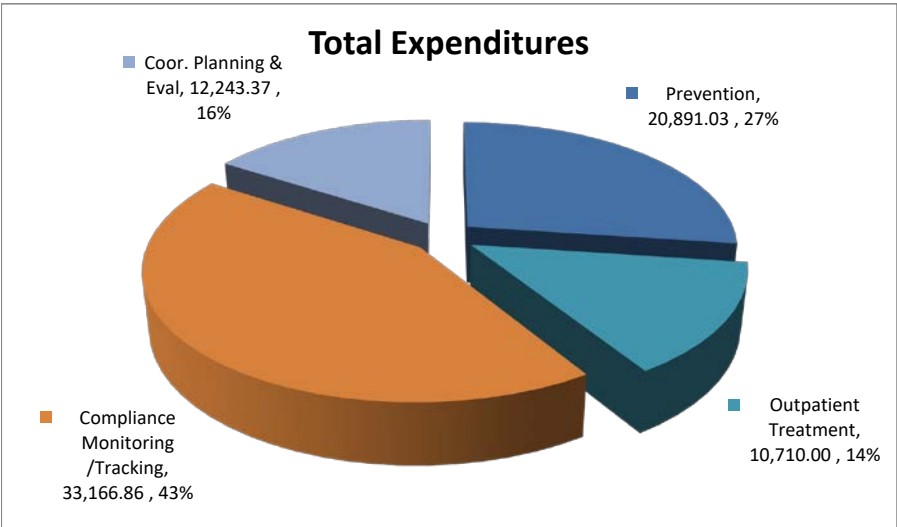
Actual Grant: \$124,185.00  
 Actual Expenditures: \$61,567.30  
 Amount Reverted: \$62,617.70  
 Percentage Reverted: 50.42%



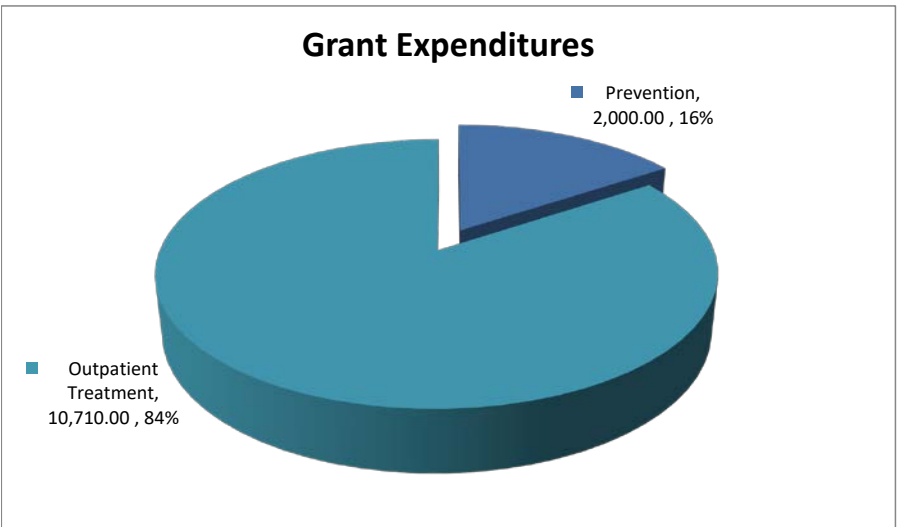
Actual Distribution: \$780,317.12  
 Actual Expenditures: \$579,329.16  
 Amount Reverted: \$200,987.96  
 Percentage Reverted: 25.76%

- Prevention
- Screening
- Outpatient Treatment
- Coord. Planning & Eval
- Enforcement
- Domestic Violence
- Compliance Monitoring/Tracking
- Alternative Sentencing

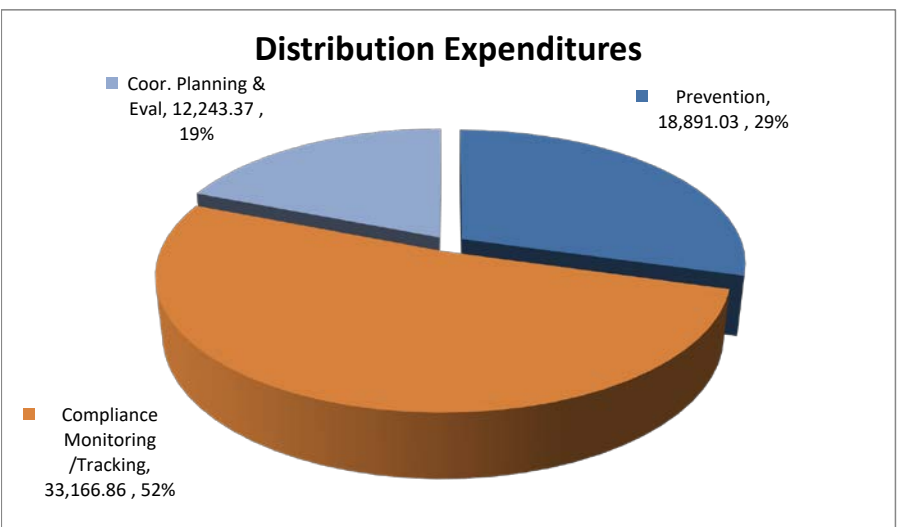
# Local DWI Program Expenditures Mora County FY20



Actual Funding: \$89,105.86  
 Actual Expenditures: \$77,011.26  
 Amount Reverted: \$12,094.60  
 Percentage Reverted: 13.57%



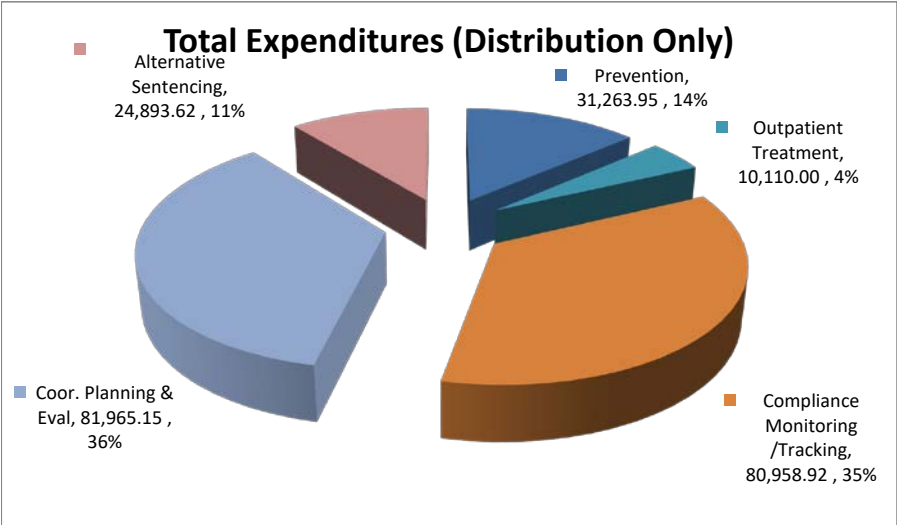
Actual Grant: \$12,973.00  
 Actual Expenditures: \$12,710.00  
 Amount Reverted: \$263.00  
 Percentage Reverted: 2.03%



Actual Distribution: \$76,132.86  
 Actual Expenditures: \$64,301.26  
 Amount Reverted: \$11,831.60  
 Percentage Reverted: 15.54%

- Prevention
- Enforcement
- Screening
- Domestic Violence
- Outpatient Treatment
- Compliance Monitoring/Tracking
- Coord. Planning & Eval
- Alternative Sentencing

# Local DWI Program Expenditures Otero County FY20

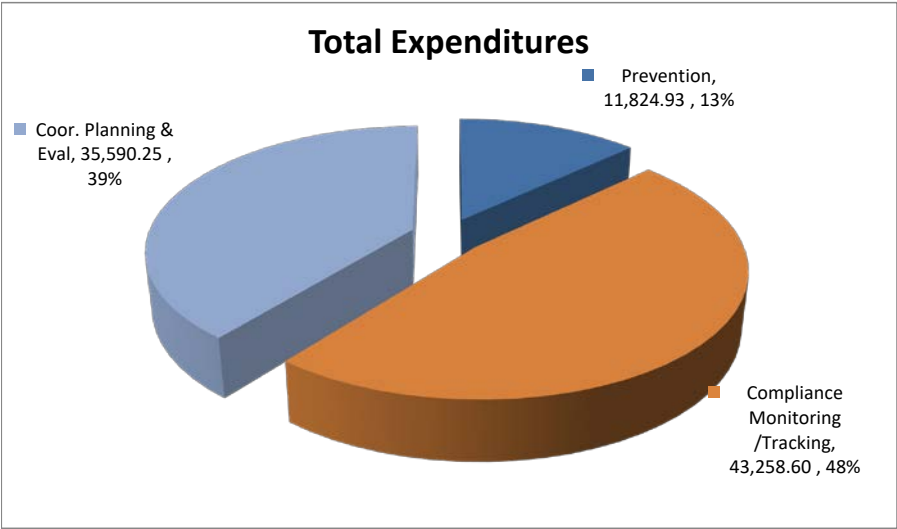


Actual Funding: \$318,566.00  
 Actual Expenditures: \$229,191.64  
 Amount Reverted: \$89,374.36  
 Percentage Reverted: 28.06%

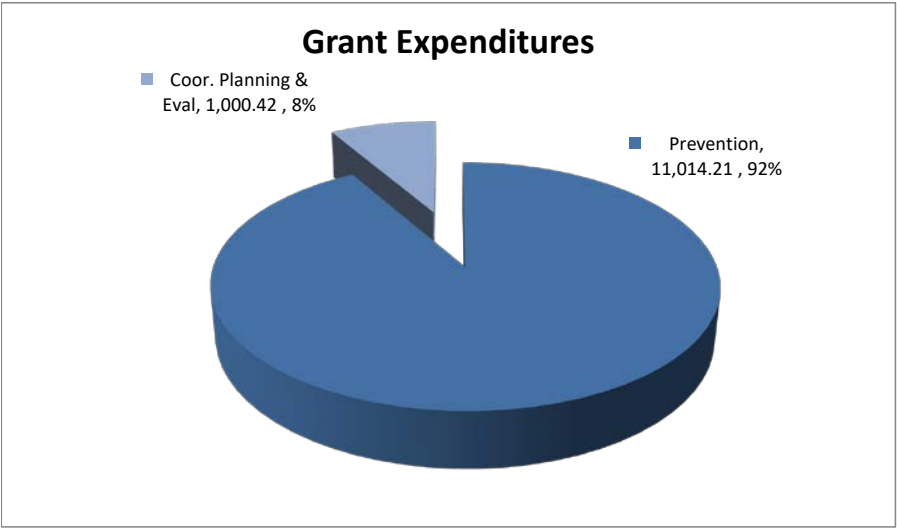
318,566.00  
 229,191.64  
 89,374.36  
 28.06%

- Prevention
- Enforcement
- Screening
- Domestic Violence
- Outpatient Treatment
- Compliance Monitoring/Tracking
- Coordination Planning & Eval
- Alternative Sentencing

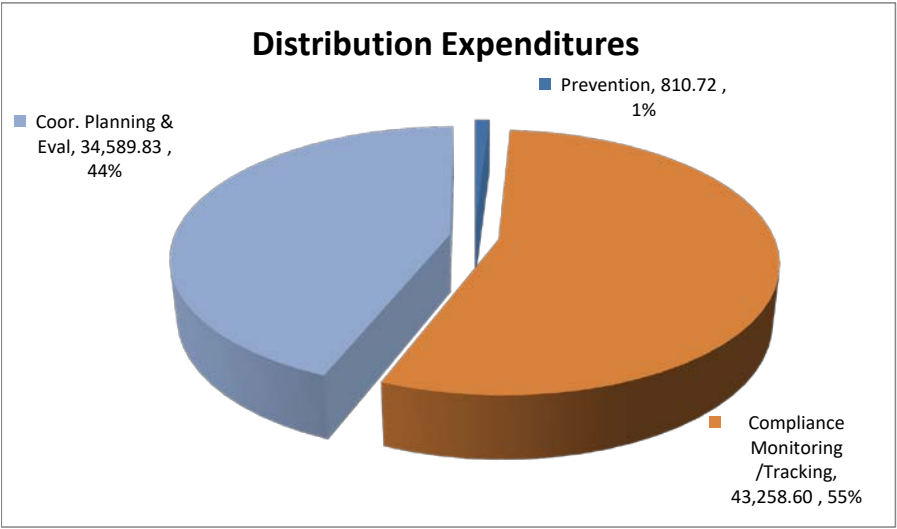
# Local DWI Program Expenditures Quay County FY20



Actual Funding: \$132,283.00  
 Actual Expenditures: \$90,673.78  
 Amount Reverted: \$41,609.22  
 Percentage Reverted: 31.45%



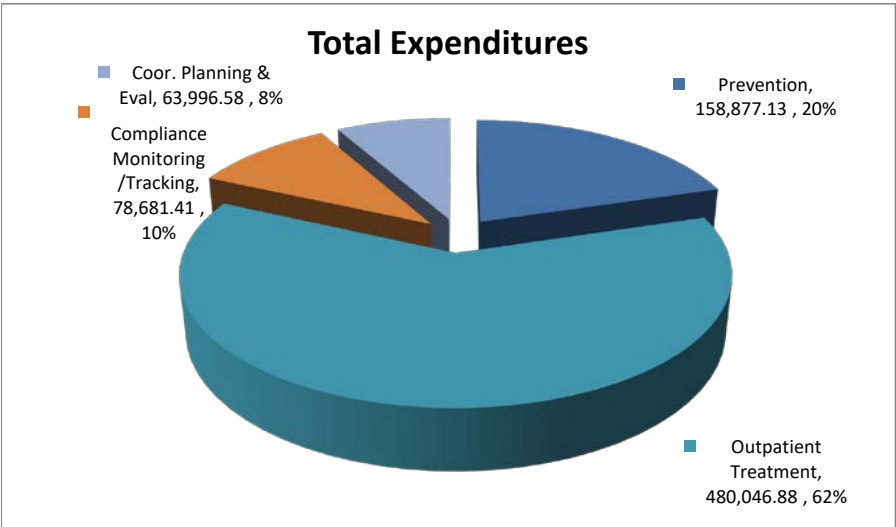
Actual Grant: \$25,435.00  
 Actual Expenditures: \$12,014.63  
 Amount Reverted: \$13,420.37  
 Percentage Reverted: 52.76%



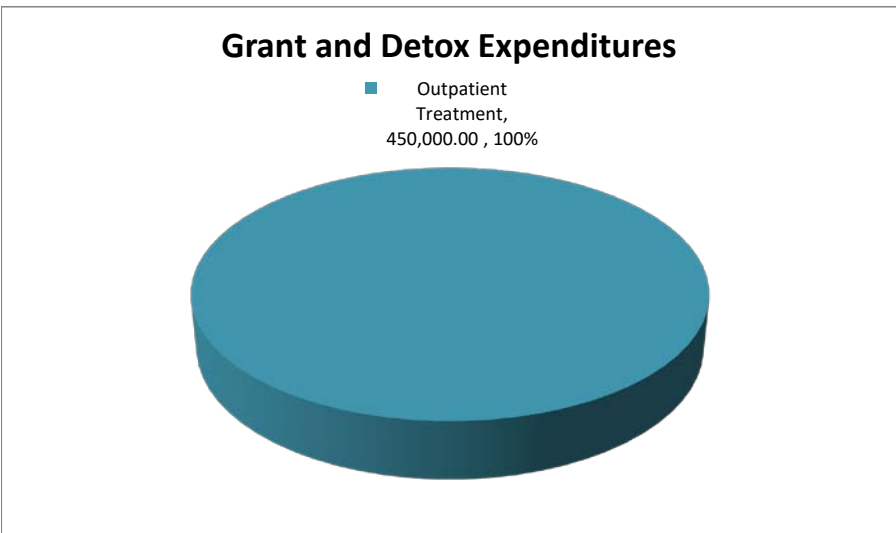
Actual Distribution: \$106,848.00  
 Actual Expenditures: \$78,659.15  
 Amount Reverted: \$28,188.85  
 Percentage Reverted: 26.38%

- Prevention
- Enforcement
- Screening
- Domestic Violence
- Outpatient Treatment
- Compliance Monitoring/Tracking
- Coord. Planning & Eval
- Alternative Sentencing

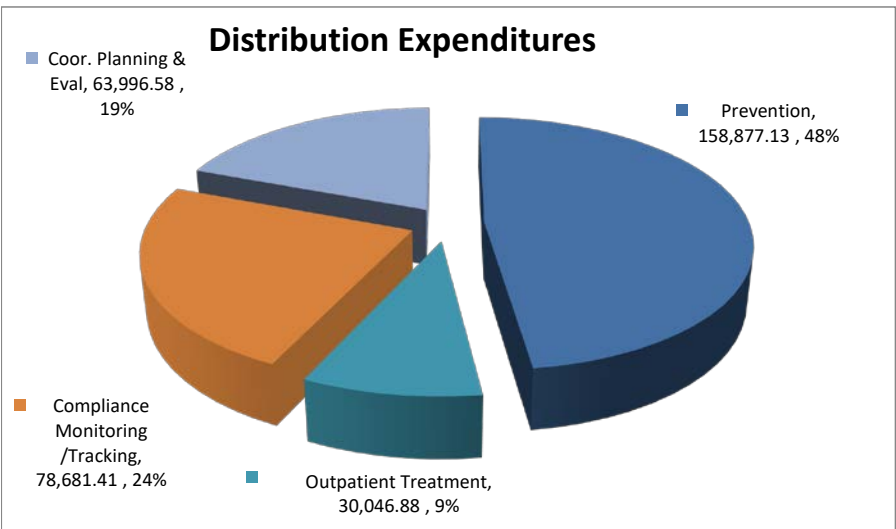
# Local DWI Program Expenditures Rio Arriba County FY20



Actual Funding: \$781,602.00  
 Actual Expenditures: \$781,602.00  
 Amount Reverted: \$0.00  
 Percentage Reverted: 0.00%



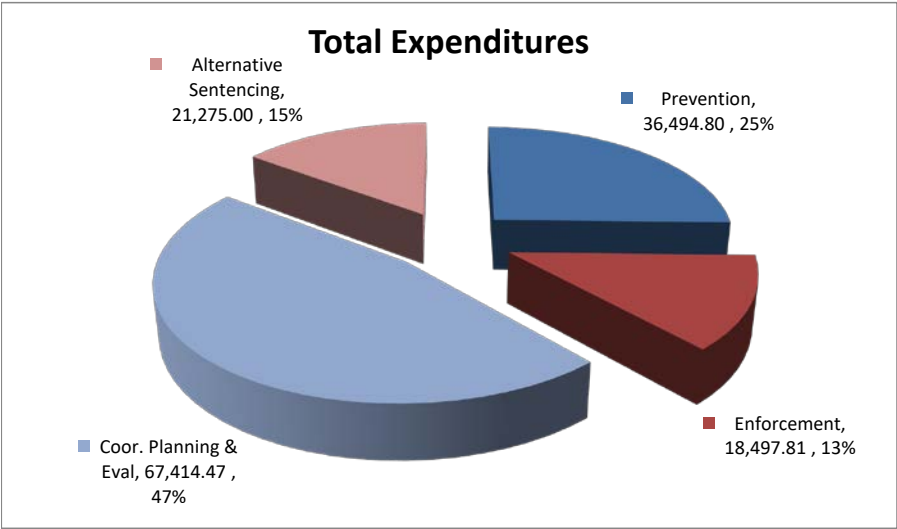
Actual Grant: \$450,000.00  
 Actual Expenditures: \$450,000.00  
 Amount Reverted: \$0.00  
 Percentage Reverted: 0.00%



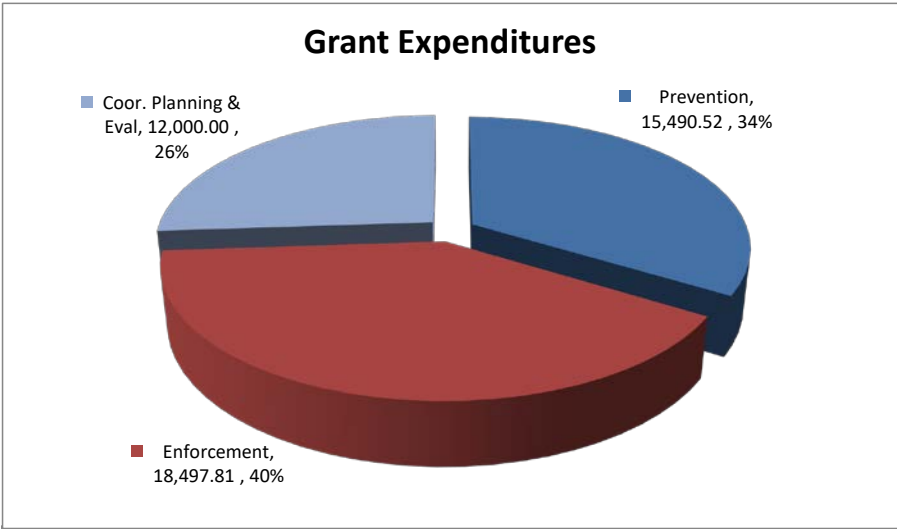
Actual Distribution: \$331,602.00  
 Actual Expenditures: \$331,602.00  
 Amount Reverted: \$0.00  
 Percentage Reverted: 0.00%

- Prevention
- Screening
- Outpatient Treatment
- Coor. Planning & Eval
- Enforcement
- Domestic Violence
- Compliance Monitoring/Tracking
- Alternative Sentencing

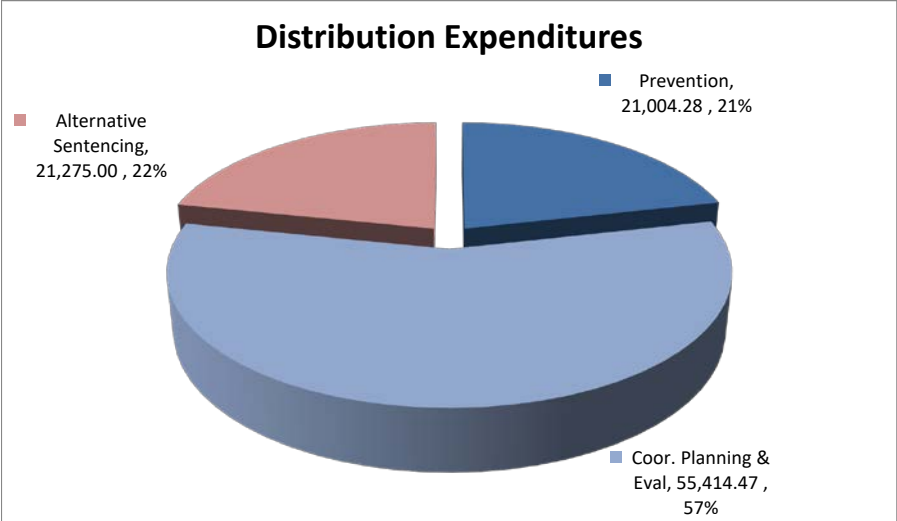
# Local DWI Program Expenditures Roosevelt County FY20



Actual Funding: \$168,666.00  
 Actual Expenditures: \$143,682.08  
 Amount Reverted: \$24,983.92  
 Percentage Reverted: 14.81%



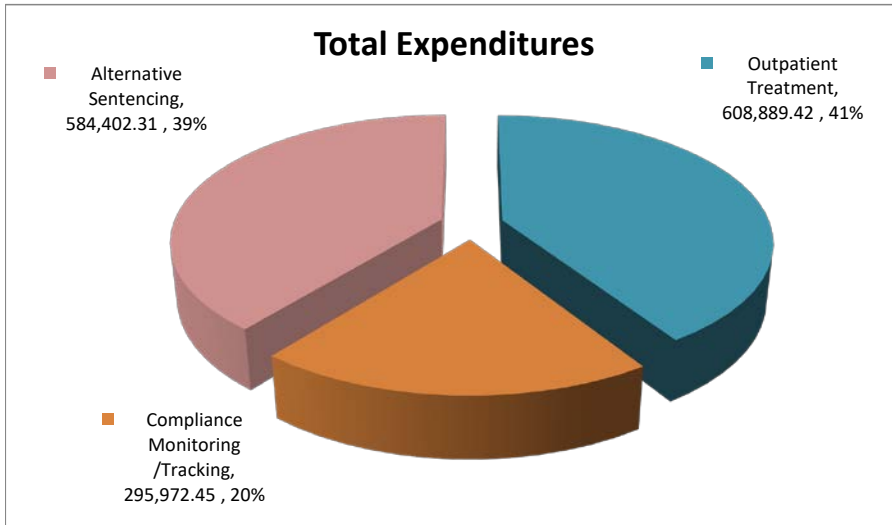
Actual Grant: \$47,877.00  
 Actual Expenditures: \$45,988.33  
 Amount Reverted: \$1,888.67  
 Percentage Reverted: 3.94%



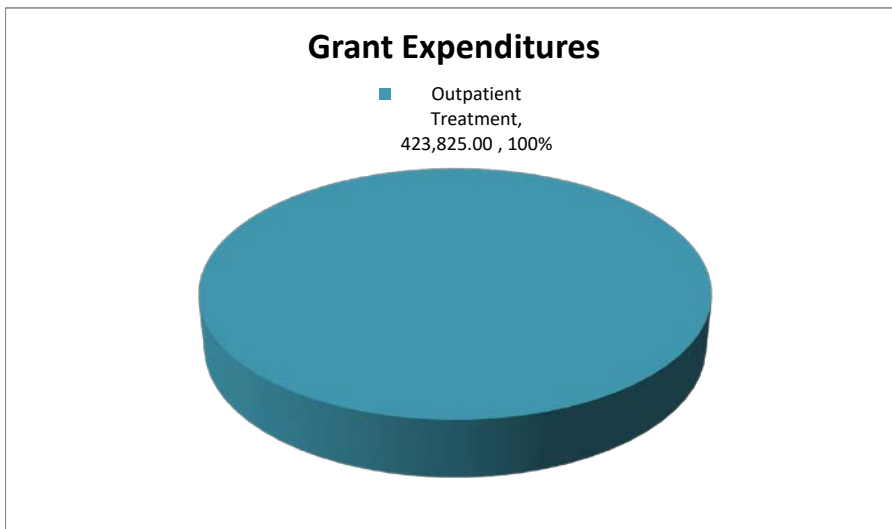
Actual Distribution: 120,789.00  
 Actual Expenditures: \$97,693.75  
 Amount Reverted: \$23,095.25  
 Percentage Reverted: 19.12%

- Prevention
- Enforcement
- Screening
- Domestic Violence
- Outpatient Treatment
- Compliance Monitoring/Tracking
- Coord. Planning & Eval
- Alternative Sentencing

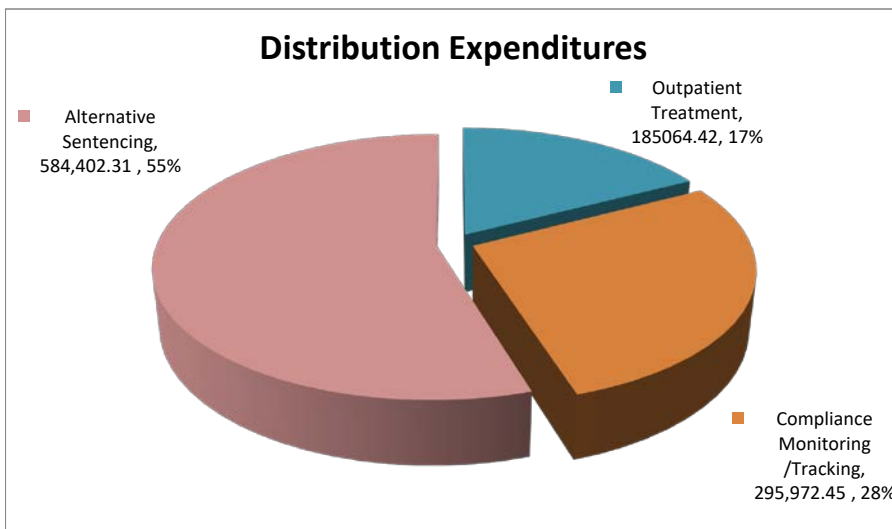
# Local DWI Program Expenditures San Juan County FY20



Actual Funding: \$1,516,500.00  
 Actual Expenditures: \$1,489,264.18  
 Amount Reverted: \$27,235.82  
 Percentage Reverted: 1.80%



Actual Grant: \$423,825.00  
 Actual Expenditures: \$423,825.00  
 Amount Reverted: \$0.00  
 Percentage Reverted: 0.00%

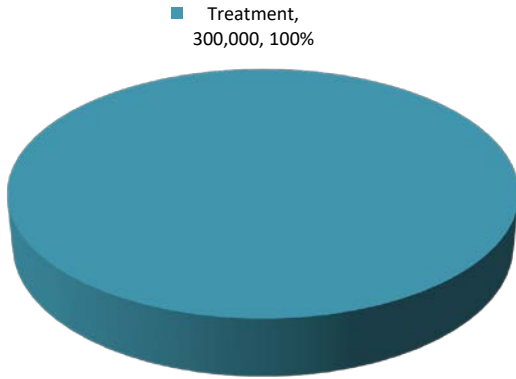


Actual Distribution: \$1,092,675.00  
 Actual Expenditures: \$1,065,439.18  
 Amount Reverted: \$27,235.82  
 Percentage Reverted: 2.49%

- Prevention
- Enforcement
- Screening
- Domestic Violence
- Outpatient Treatment
- Compliance Monitoring/Tracking
- Coord. Planning & Eval
- Alternative Sentencing

# Local DWI Program Expenditures Farmington FY20

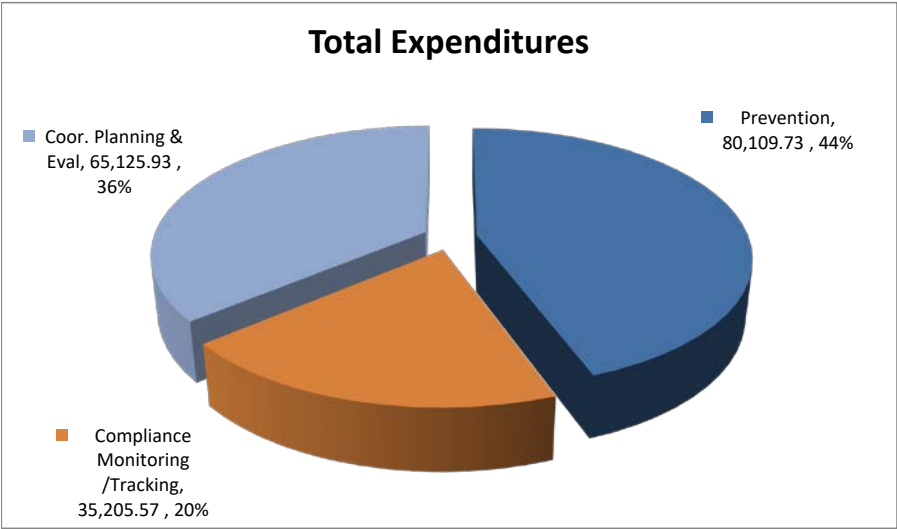
## Total Expenditures (Detox Grant Only)



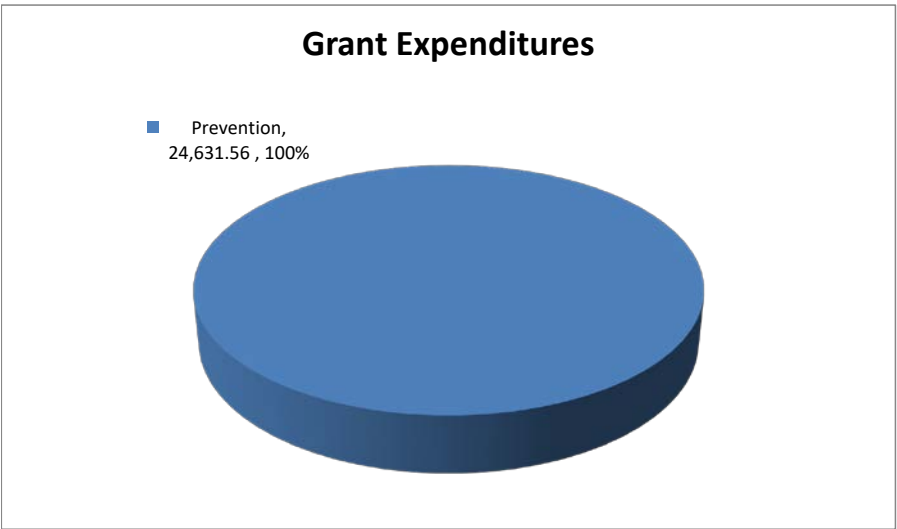
Actual Funding:	\$300,000.00
Actual Expenditures:	\$300,000.00
Amount Reverted:	\$0.00
Percentage Reverted:	0.00%

- Prevention
- Screening
- Outpatient Treatment
- Coor. Planning & Eval
- Enforcement
- Domestic Violence
- Compliance Monitoring/Tracking
- Alternative Sentencing

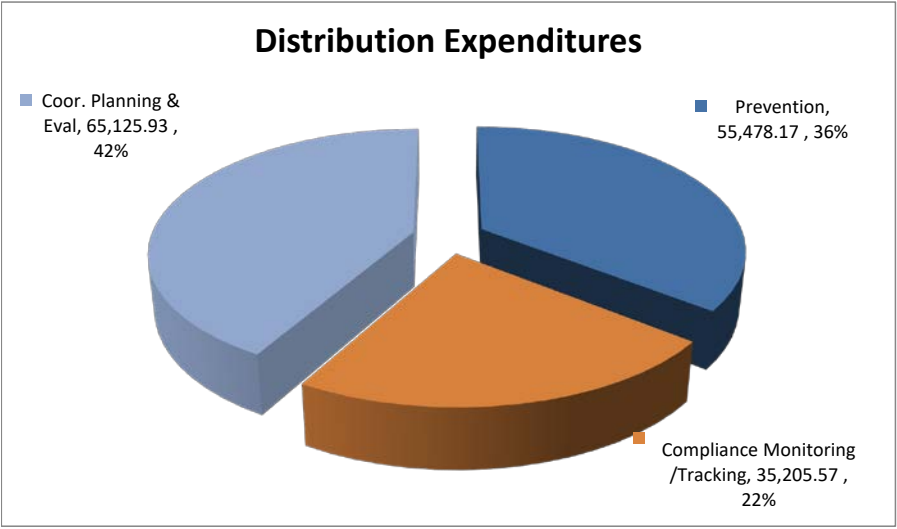
# Local DWI Program Expenditures San Miguel County FY20



Actual Funding: \$255,897.00  
 Actual Expenditures: \$180,441.23  
 Amount Reverted: \$75,455.77  
 Percentage Reverted: 29.49%



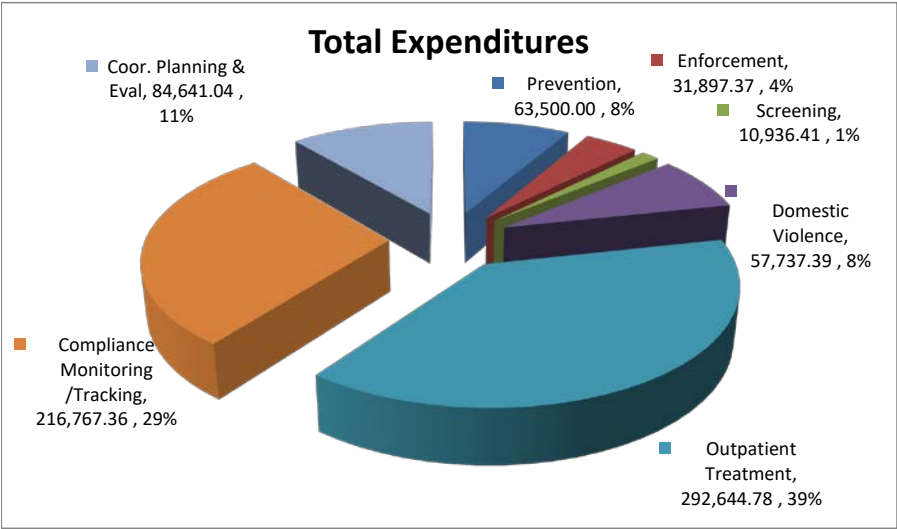
Actual Grant: \$36,000.00  
 Actual Expenditures: \$24,631.56  
 Amount Reverted: \$11,368.44  
 Percentage Reverted: 31.58%



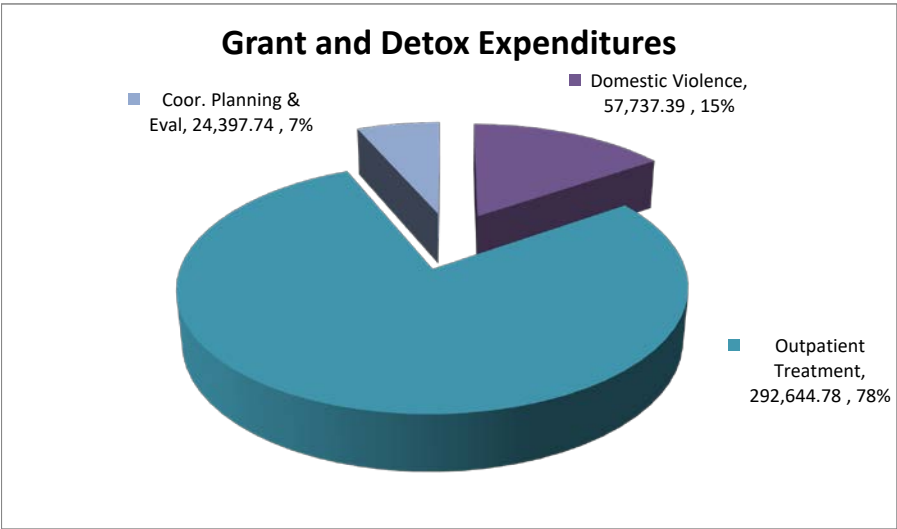
Actual Distribution: \$219,897.00  
 Actual Expenditures: \$155,809.67  
 Amount Reverted: \$64,087.33  
 Percentage Reverted: 29.14%

- Prevention
- Enforcement
- Screening
- Domestic Violence
- Outpatient Treatment
- Compliance Monitoring/Tracking
- Coord. Planning & Eval
- Alternative Sentencing

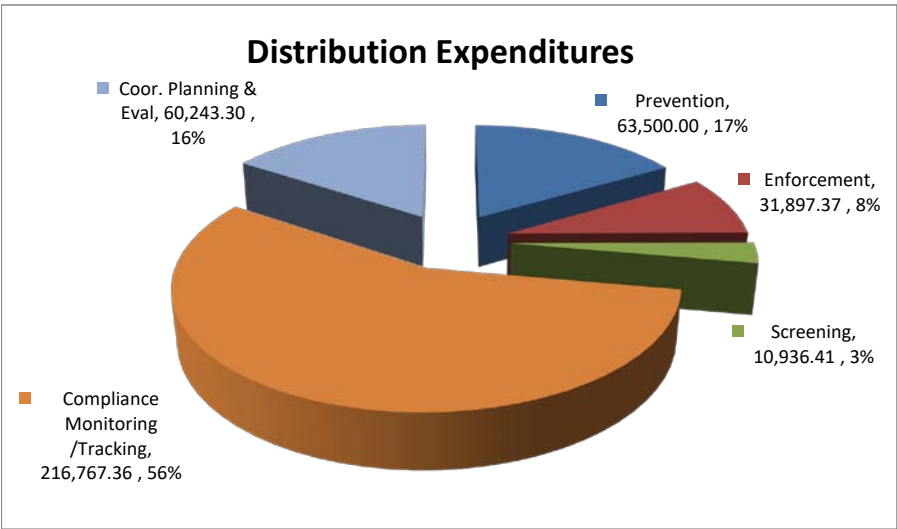
# Local DWI Program Expenditures Sandoval County FY20



Actual Funding: \$979,476.00  
 Actual Expenditures: \$758,124.35  
 Amount Reverted: \$221,351.65  
 Percentage Reverted: 22.60%



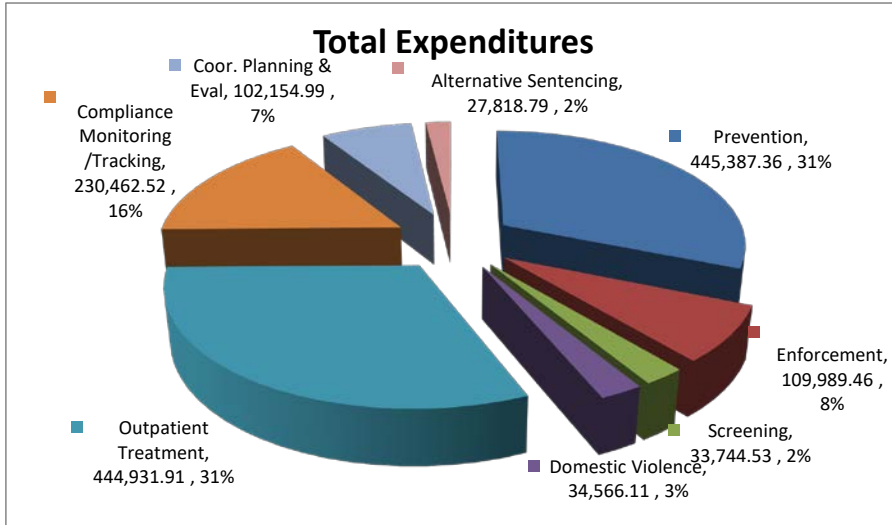
Actual Grant: \$465,040.00  
 Actual Expenditures: \$374,779.91  
 Amount Reverted: \$90,260.09  
 Percentage Reverted: 19.41%



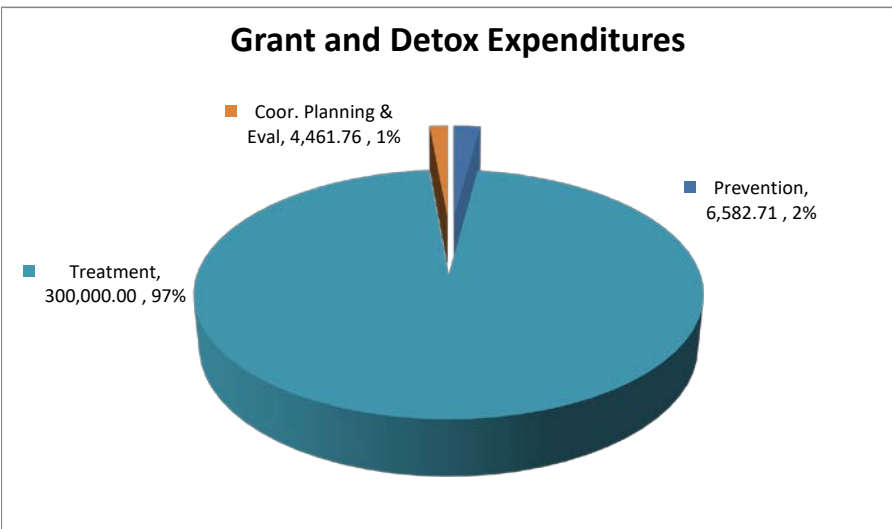
Actual Distribution: \$514,436.00  
 Actual Expenditures: \$383,344.44  
 Amount Reverted: \$131,091.56  
 Percentage Reverted: 25.48%

- Prevention
- Screening
- Outpatient Treatment
- Compliance Monitoring/Tracking
- Coord. Planning & Eval
- Enforcement
- Domestic Violence
- Alternative Sentencing

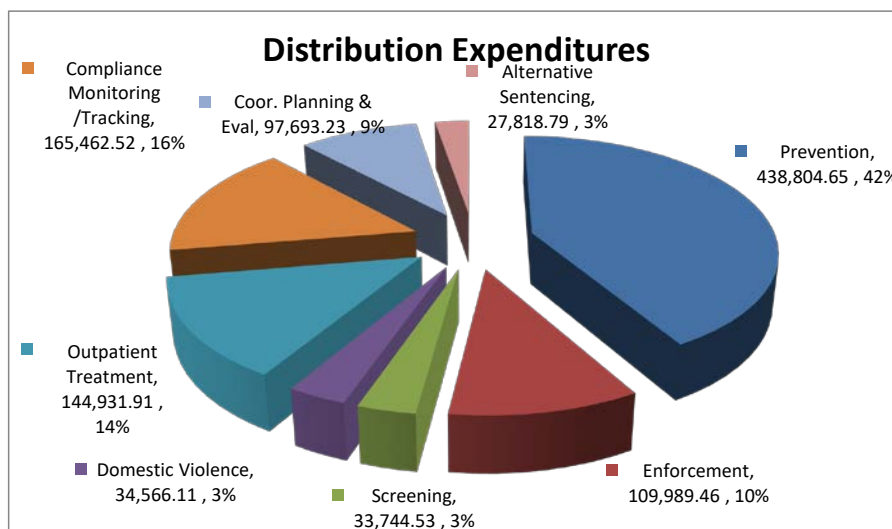
# Local DWI Program Expenditures Santa Fe County FY20



Actual Funding: \$1,721,861.00  
 Actual Expenditures: \$1,429,055.67  
 Amount Reverted: \$292,805.33  
 Percentage Reverted: 17.01%



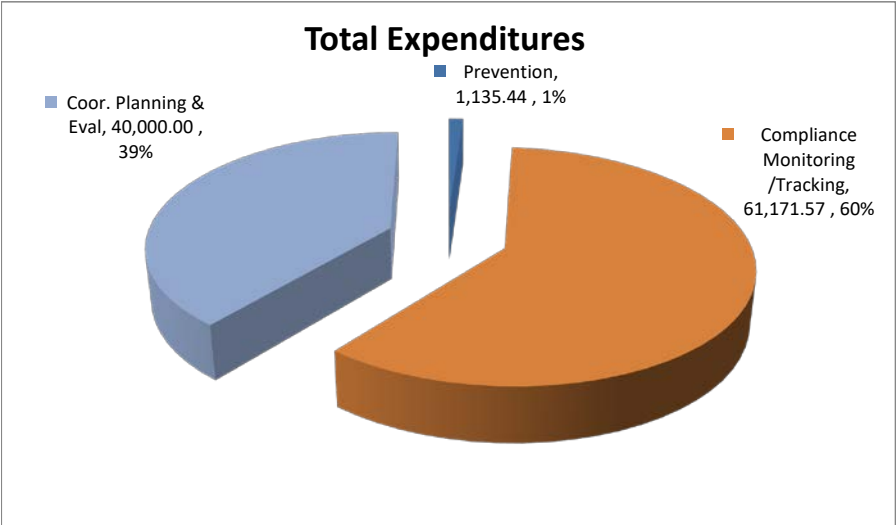
Actual Grant: \$395,600.00  
 Actual Expenditures: \$376,044.47  
 Amount Reverted: \$19,555.53  
 Percentage Reverted: 4.94%



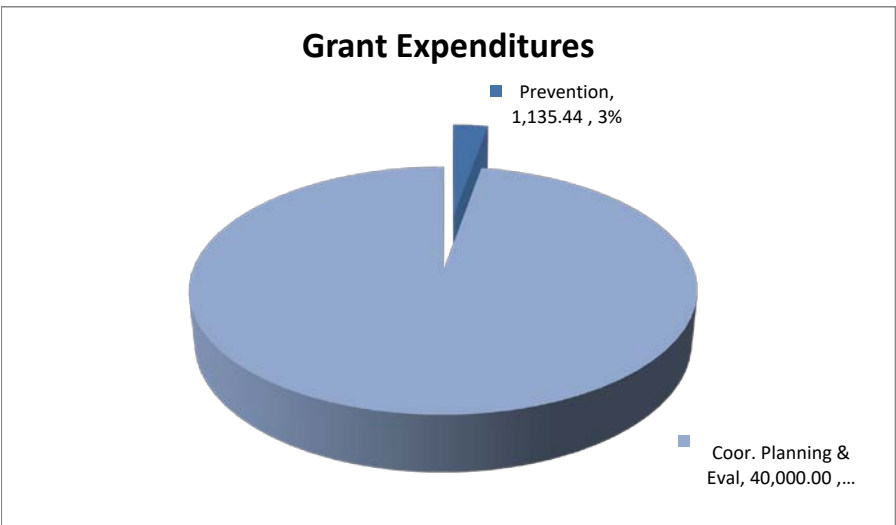
Actual Distribution: \$1,326,261.00  
 Actual Expenditures: \$1,053,011.20  
 Amount Reverted: \$273,249.80  
 Percentage Reverted: 20.60%

- Prevention
- Screening
- Outpatient Treatment
- Domestic Violence
- Compliance Monitoring/Tracking
- Coordination Planning & Eval
- Enforcement
- Alternative Sentencing

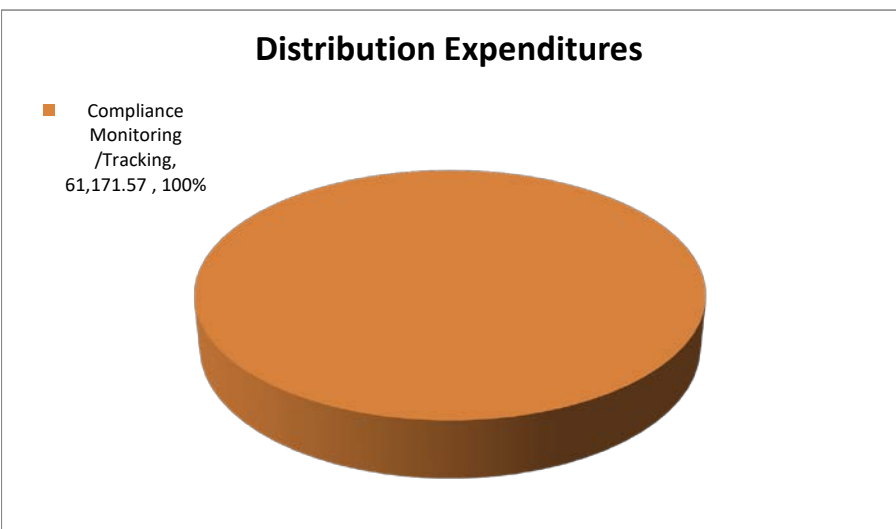
# Local DWI Program Expenditures Sierra County FY20



Actual Funding: \$133,769.00  
 Actual Expenditures: \$102,307.01  
 Amount Reverted: \$31,461.99  
 Percentage Reverted: 23.52%



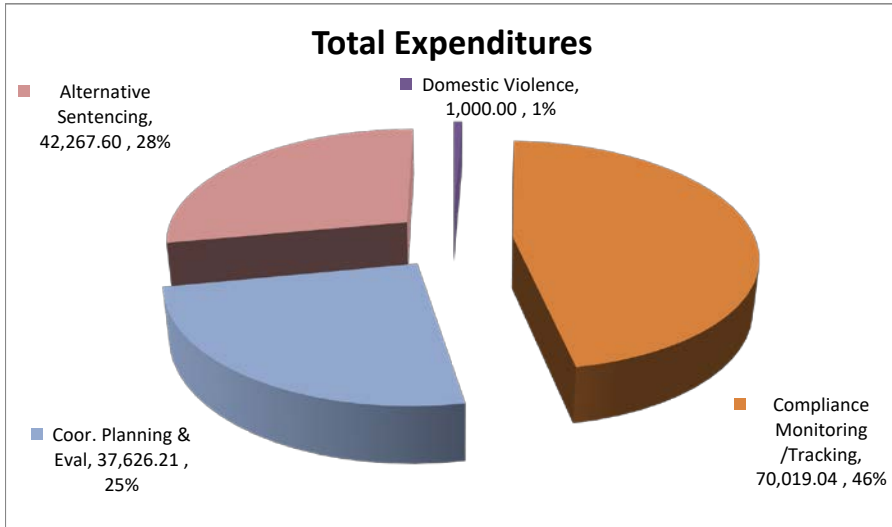
Actual Grant: \$46,000.00  
 Actual Expenditures: \$41,135.44  
 Amount Reverted: \$4,864.56  
 Percentage Reverted: 10.58%



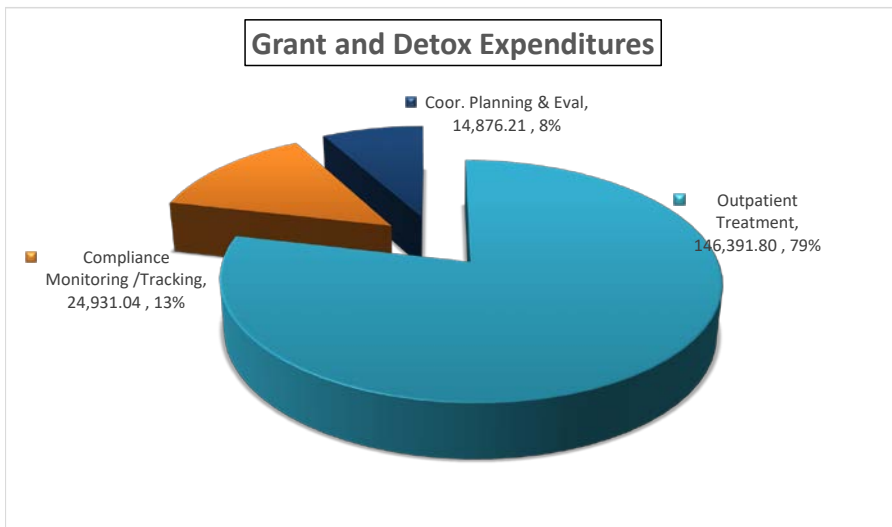
Actual Distribution: \$87,769.00  
 Actual Expenditures: \$61,171.57  
 Amount Reverted: \$26,597.43  
 Percentage Reverted: 30.30%

- Prevention
- Enforcement
- Screening
- Domestic Violence
- Outpatient Treatment
- Compliance Monitoring/Tracking
- Coord. Planning & Eval
- Alternative Sentencing

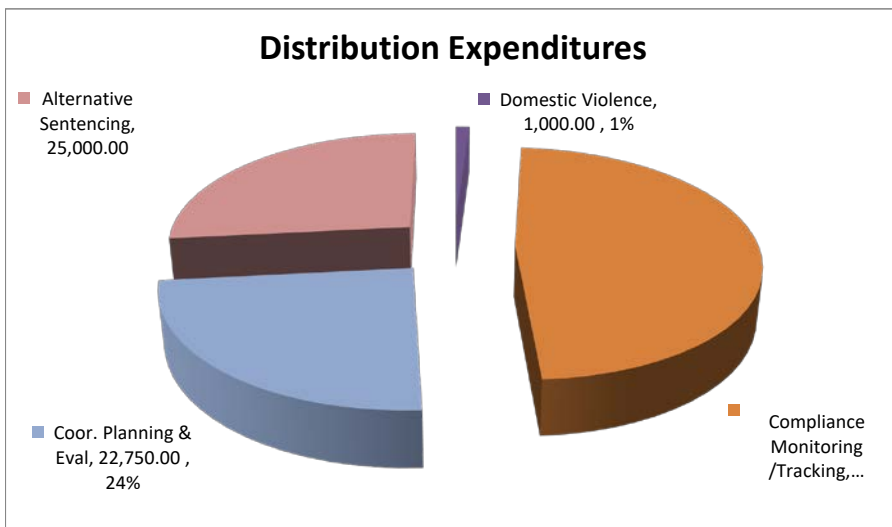
# Local DWI Program Expenditures Socorro County FY20



Actual Funding: \$323,048.00  
 Actual Expenditures: \$297,304.65  
 Amount Reverted: \$25,743.35  
 Percentage Reverted: 7.97%



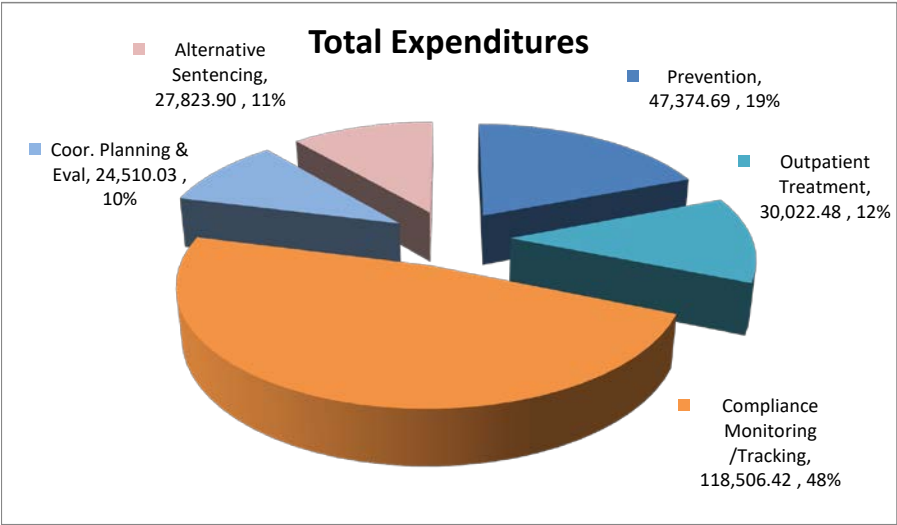
Actual Grant: \$212,000.00  
 Actual Expenditures: \$203,466.65  
 Amount Reverted: \$8,533.35  
 Percentage Reverted: 4.03%



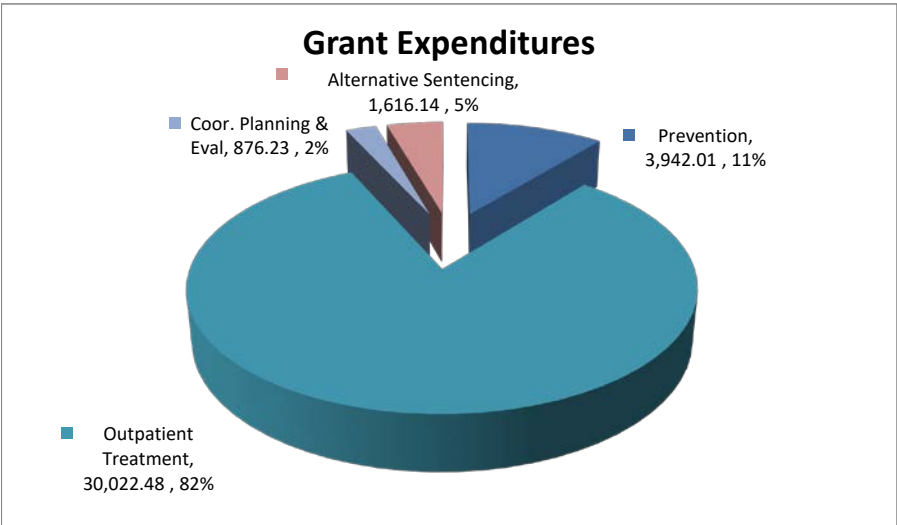
Actual Distribution: \$111,048.00  
 Actual Expenditures: \$93,838.00  
 Amount Reverted: \$17,210.00  
 Percentage Reverted: 15.50%

- Prevention
- Enforcement
- Screening
- Domestic Violence
- Outpatient Treatment
- Compliance Monitoring/Tracking
- Coord. Planning & Eval
- Alternative Sentencing

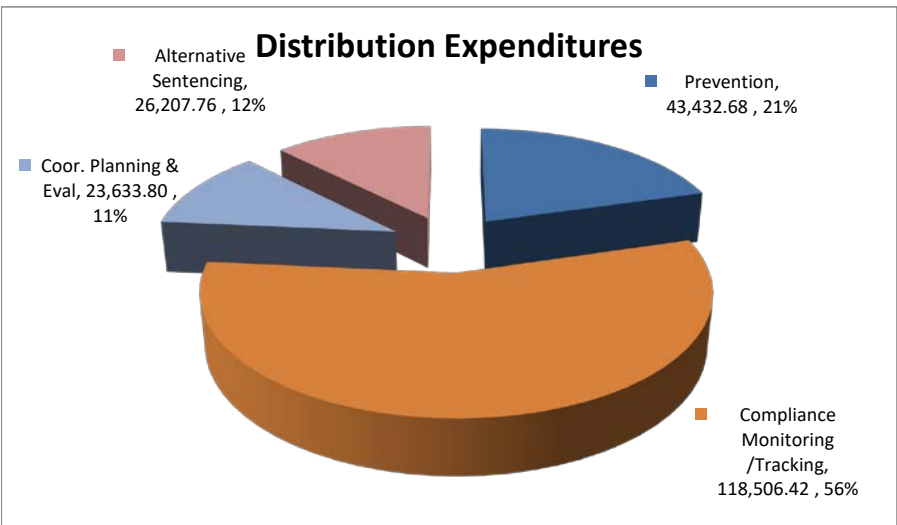
# Local DWI Program Expenditures Taos County FY20



Actual Funding: \$318,149.00  
 Actual Expenditures: \$248,237.52  
 Amount Reverted: \$69,911.48  
 Percentage Reverted: 21.97%



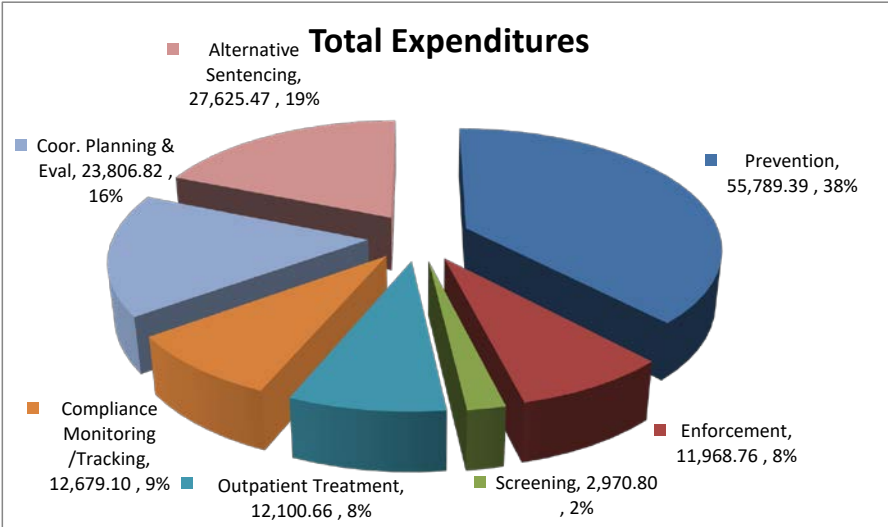
Actual Grant: \$38,025.00  
 Actual Expenditures: \$36,456.86  
 Amount Reverted: \$1,568.14  
 Percentage Reverted: 4.12%



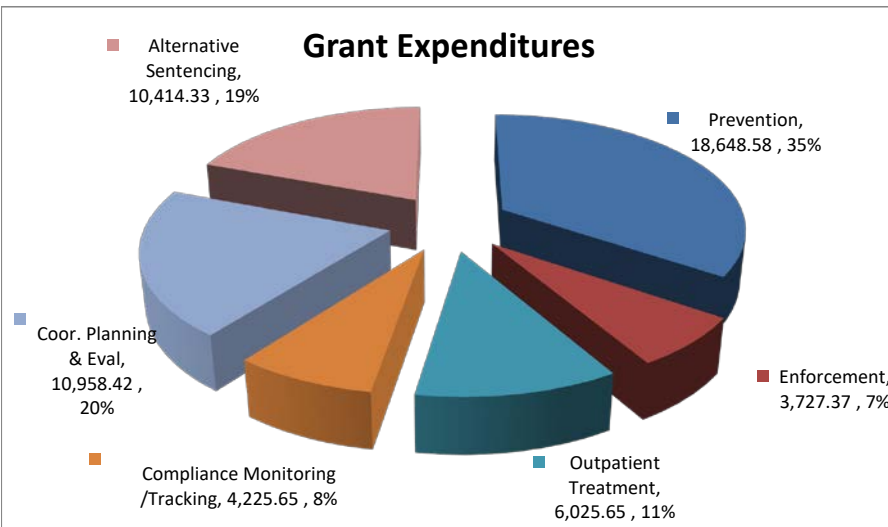
Actual Distribution: \$280,124.00  
 Actual Expenditures: \$211,780.66  
 Amount Reverted: \$68,343.34  
 Percentage Reverted: 24.40%

- Prevention
- Screening
- Outpatient Treatment
- Coord. Planning & Eval
- Enforcement
- Domestic Violence
- Compliance Monitoring/Tracking
- Alternative Sentencing

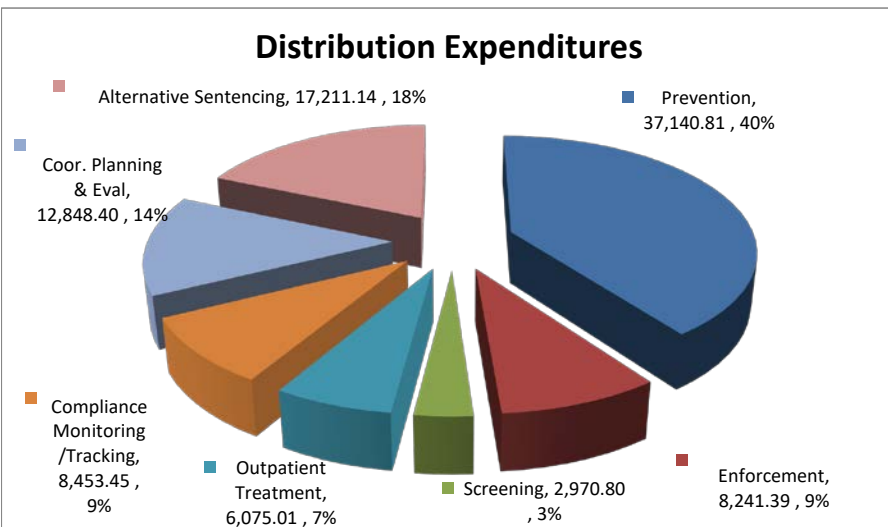
# Local DWI Program Expenditures Torrance County FY20



Actual Funding: \$161,129.00  
 Actual Expenditures: \$146,941.00  
 Amount Reverted: \$14,188.00  
 Percentage Reverted: 8.81%



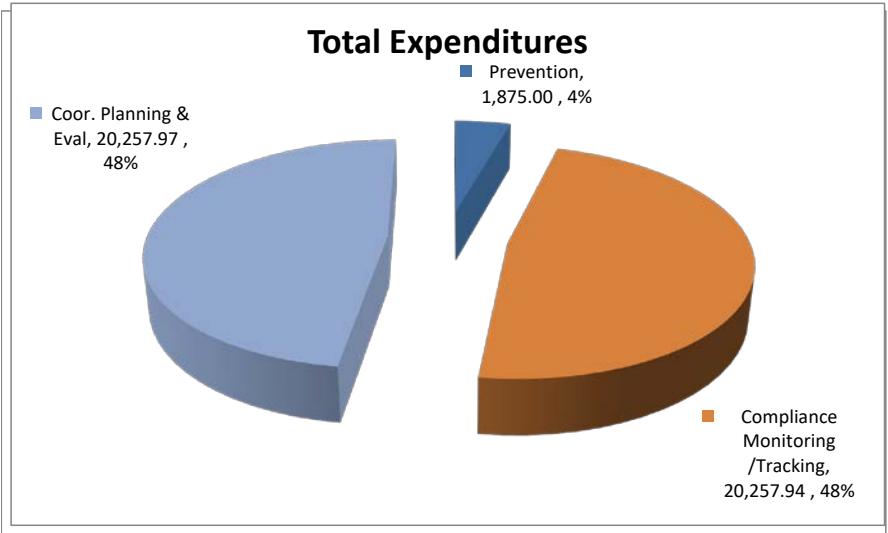
Actual Grant: \$54,000.00  
 Actual Expenditures: \$54,000.00  
 Amount Reverted: \$0.00  
 Percentage Reverted: 0.00%



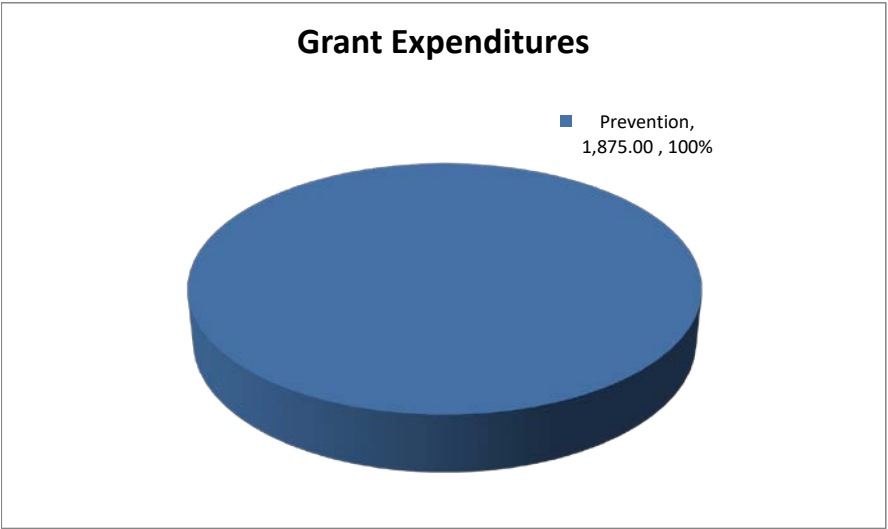
Actual Distribution: \$107,129.00  
 Actual Expenditures: \$92,941.00  
 Amount Reverted: \$14,188.00  
 Percentage Reverted: 13.24%

- Prevention
- Screening
- Outpatient Treatment
- Coord. Planning & Eval
- Enforcement
- Domestic Violence
- Compliance Monitoring/Tracking
- Alternative Sentencing

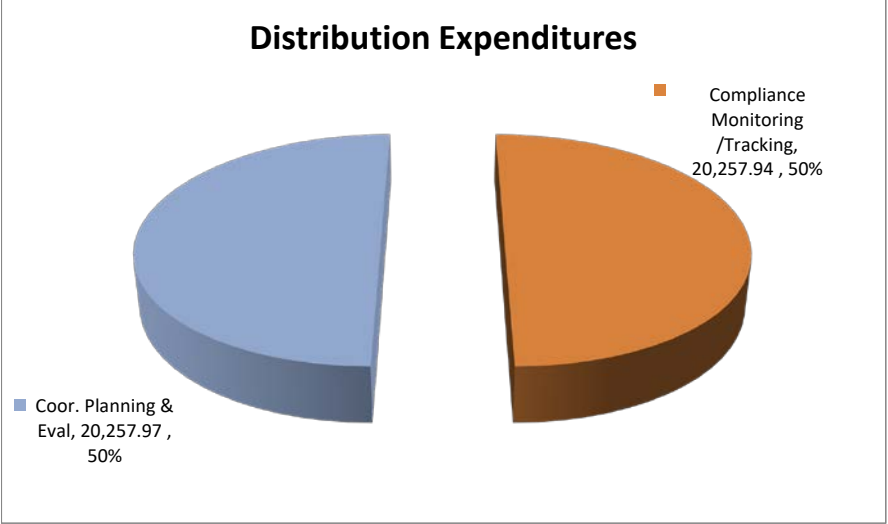
# Local DWI Program Expenditures Union County FY20



Actual Funding: \$81,732.86  
 Actual Expenditures: \$42,390.91  
 Amount Reverted: \$39,341.95  
 Percentage Reverted: 48.13%



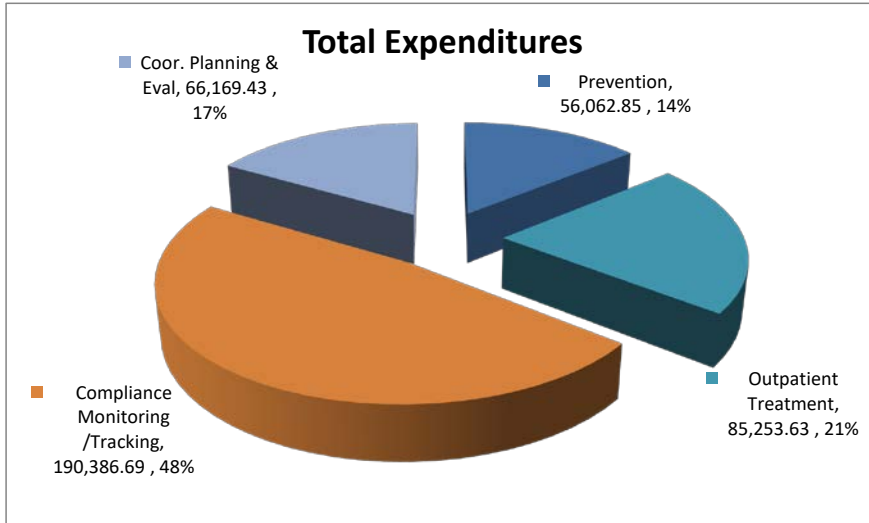
Actual Grant: \$5,600.00  
 Actual Expenditures: \$1,875.00  
 Amount Reverted: \$3,725.00  
 Percentage Reverted: 66.52%



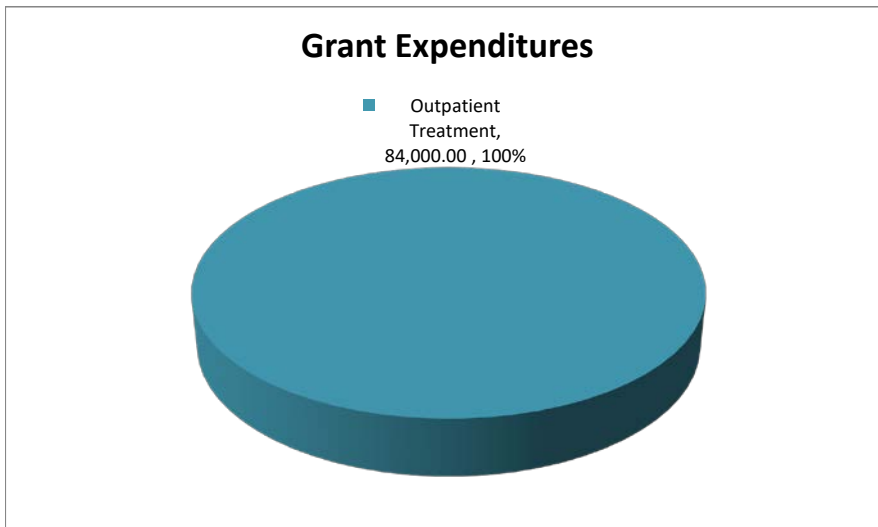
Actual Distribution: \$76,132.86  
 Actual Expenditures: \$40,515.91  
 Amount Reverted: \$35,616.95  
 Percentage Reverted: 46.78%

- Prevention
- Enforcement
- Screening
- Domestic Violence
- Outpatient Treatment
- Compliance Monitoring/Tracking
- Coord. Planning & Eval
- Alternative Sentencing

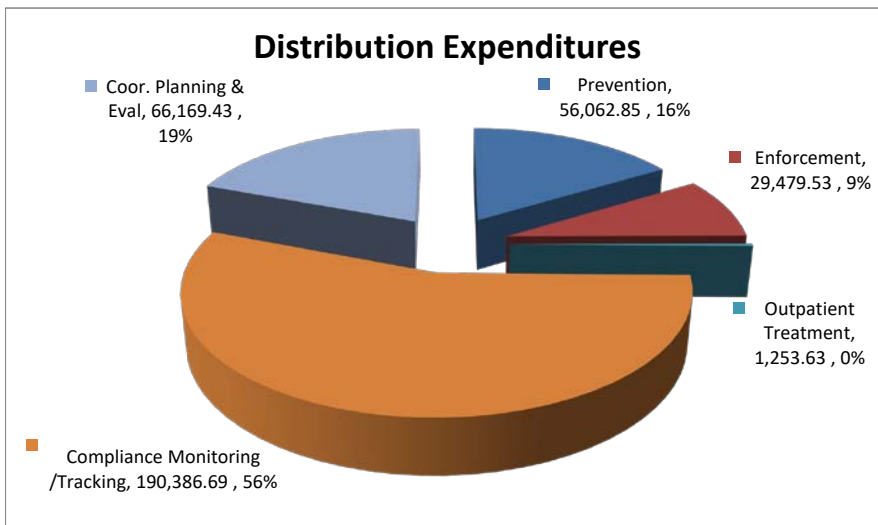
# Local DWI Program Expenditures Valencia County FY20



Actual Funding: \$470,016.00  
 Actual Expenditures: \$427,352.13  
 Amount Reverted: \$42,663.87  
 Percentage Reverted: 9.08%



Actual Grant: \$84,000.00  
 Actual Expenditures: \$84,000.00  
 Amount Reverted: \$0.00  
 Percentage Reverted: 0.00%



Actual Distribution: \$386,016.00  
 Actual Expenditures: \$343,352.13  
 Amount Reverted: \$42,663.87  
 Percentage Reverted: 11.05%

- Prevention
- Screening
- Outpatient Treatment
- Coord. Planning & Eval
- Enforcement
- Domestic Violence
- Compliance Monitoring/Tracking
- Alternative Sentencing