

**Department of  
Finance and  
Administration  
Local Government  
Division**



**The Local DWI Grant  
Program Fiscal Year 2021  
Annual Report**

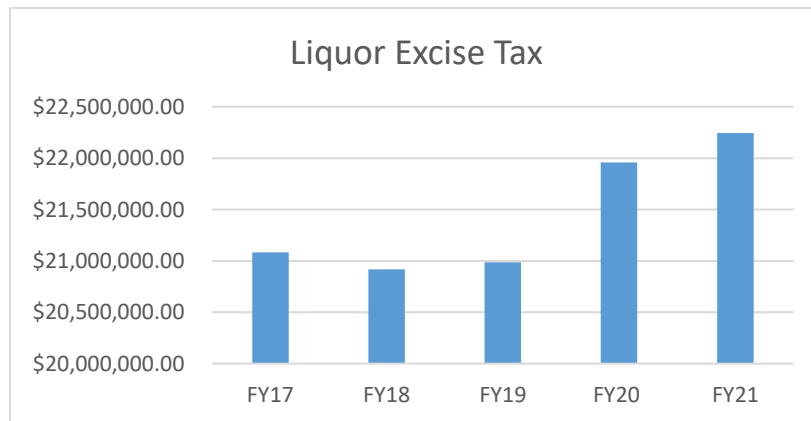
## Fiscal Year 2021 Local DWI Program Overview

The goal of the LDWI program is to prevent or reduce the incidence of DWI, alcoholism, alcohol abuse and alcohol related domestic abuse by funding specific services and activities at the local level. This document is a summary of the services and activities provided through the county Driving While Intoxicated (DWI) programs who received funding from the Local Driving While Intoxicated (“LDWI”) Grant Fund during fiscal year 2021. The statewide program is administered by the Local Government Division (“LGD”) of the Department of Finance and Administration (“DFA”). Funds are awarded for specific programs and services in each of the 33 county programs in New Mexico which are designed to meet their local needs.

To receive LDWI funding, each county DWI program is required to have a DWI planning council whose members are appointed by the chief elected officials in each respective county. A council’s role is to identify services and activities within the seven eligible program components, as outlined on page 4, to reduce DWI recidivism and prevent DWI incidents and other issues related to alcohol abuse at the local level.

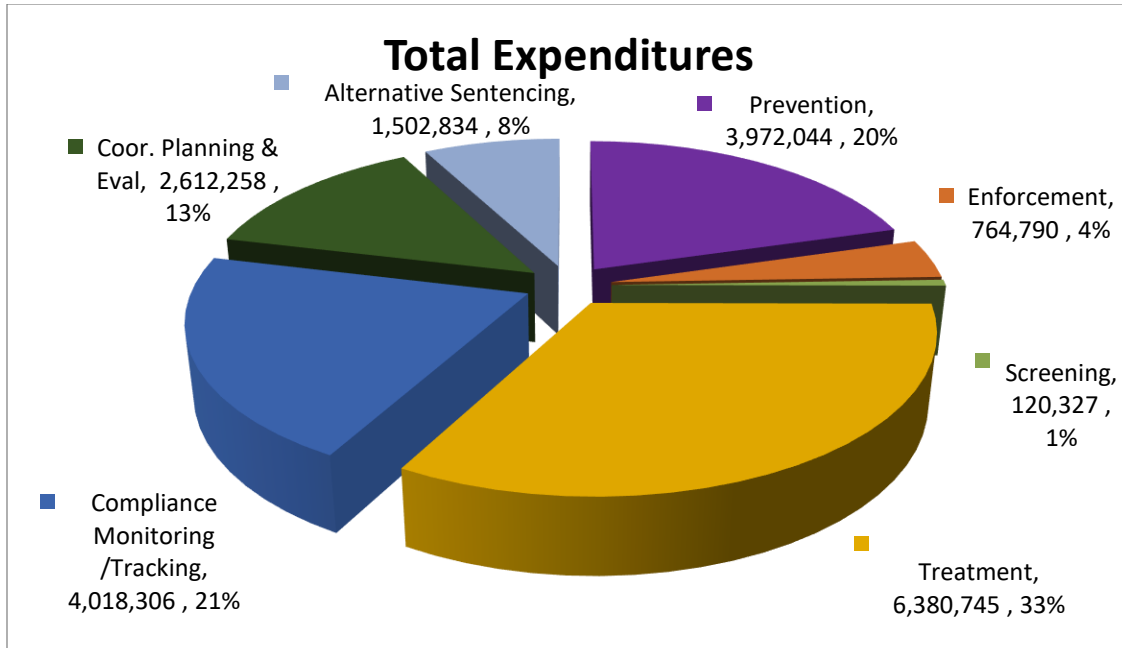
### Funding

LDWI funding is allocated to all 33 counties through three different funding streams: (1) distribution funds, (2) competitive grants, and (3) alcohol detoxification grants. In FY21, DWI programs expended a total of \$19.4 million on programs and activities to reduce the incidence of DWI in New Mexico. Of the total funding expended, \$13.1 million was distribution funds provided to the counties on a quarterly basis; \$3.6 million was spent through competitive grants, which operate on a cash reimbursement basis and are awarded through an annual application process; and \$2.7 million was spent through the detoxification grants. The six counties, Bernalillo, Rio Arriba, Sandoval, Santa Fe, San Juan, and Socorro are eligible for the social detoxification and alcohol treatment grant funds are determined pursuant to Section 11-6A-3(D) NMSA 1978.



Since fiscal year 2019, the funding through DFA is generated by the receipt of 45% of the liquor excise tax (LET) collected and distributed to the DWI Grant Fund. County DWI programs also receive funding from other sources to support their efforts. This report highlights activities funded by the liquor excise tax revenue.

The following chart shows the total of the LDWI Fund FY21 expenditures by component:



The majority of the LDWI expenditures were for services provided to clients who have been convicted of a DWI or another alcohol related offense. Those services include compliance monitoring/tracking, screening, and outpatient alcohol treatment. Most of the county programs shifted gears for their Prevention activities during COVID-19 and developed an online presence through various social media channels, such as FaceBook, YouTube, and LinkedIn. The county programs continued to work with the school districts to provide prevention curriculum to New Mexico youth in classrooms, often in a virtual format. The county DWI Programs continued their support of law enforcement by funding overtime in law enforcement activities, such as directed patrols and checkpoints. These activities produced 284 DWI arrests as well as increased the police presence on New Mexico roadways.

### Demographic Profile of the DWI Offender

All county DWI programs that receive funding are required, per NMSA 1978 section 66-8-102L, to screen and track DWI offenders using the DFA-approved screening program. The screening program consists of the Impaired Driving Assessment (IDA) which is an instrument

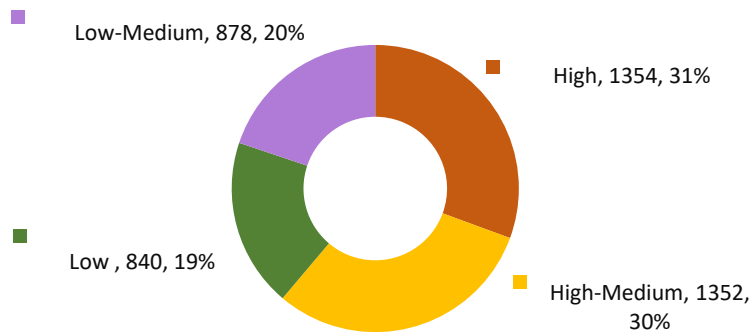
designed to address broad issues of initial risk screening for offenders convicted of impaired-driving offenses. All county compliance programs track the completion of court ordered sanctions of DWI and alcohol related offenders in the tracking database. The following offender profile information is based on data reported by county DWI programs in FY21. The numbers below reflect only individuals convicted and screened for DWI offenses.

**Demographics of DWI offenders:**

- 4,424 were screened
- 72% were male
- 28% were female
- 81% were between the ages of 21 and 50 (with an average age of 33)
- 46% were Hispanic
- 23% were Native American
- 23% were White
- 46% had 12 years of education
- 15% had 11 years or less of education
- 36% had an annual income of less than \$10,000
- 22% had an annual income of between \$10,001 and \$20,000
- 56% were employed at the time of their conviction

**Assessment Profile- Impaired Driving Assessment (IDA) Results**

- 19% were categorized as low risk clients for recidivism
- 20% were categorized as low medium risk clients for recidivism
- 31% were categorized as high medium risk clients for recidivism
- 31% were categorized as high-risk clients for recidivism



**Services Highlights**

In FY21, local DWI programs provided services to New Mexicans in seven different component areas to reduce the incidence of DWI and alcohol abuse in New Mexico. Below is a summary of reported services provided and the number of clients reached throughout the State:

#### ❖ **Screening**

- 4,424 convicted DWI offenders were screened using the new Impaired Driving Assessment (IDA) tool

#### ❖ **Treatment and Detoxification Services**

- 6,567 individual or group treatment sessions were provided for clients
- 701 admissions to the Santa Fe County Detoxification facility
- 2,131 admissions to the Bernalillo County Detoxification facility
- 1,928 admissions to the Public Inebriate Intervention Program in Bernalillo County
- 42 admissions to the San Juan County Joint Intervention Program

#### ❖ **Enforcement**

- 377 LDWI funded check points, directed patrols, and other enforcement activities
- 284 DWI arrests
- 41 open container citations
- 9 under-21 possession or consumption citations

#### ❖ **Prevention**

- 2,916,648 students (duplicated) participated in 709,449 curricula-based activities. 655,207 of those activities were conducted online.
- 24,705,018 other prevention activities occurred reaching 359,945,693 (duplicated) citizens throughout the state. 15,400,110 of those activities were conducted through social media outlets or local DWI program websites

#### ❖ **Compliance Monitoring/Tracking**

- 9,461 offenders were being monitored/tracked as of June 30, 2021
- 10,876 hours of community service were performed by offenders and 3,549 offenders completed their community service requirements
- 2,664 offenders completed DWI School
- 3,145 offenders completed their ignition interlock requirements

#### ❖ **Coordination, Planning and Evaluation**

- 16 local DWI programs distributed and collected the DFA designed compliance and treatment client surveys to use for evaluation of services
- 17 local DWI programs contracted with an outside evaluator for evaluation of programs and/or services
- Local planning Council meetings were conducted virtually due to Covid-19 restrictions

### ❖ **Alternative Sentencing**

- 251 admissions to the Bernalillo County Community Custody Program with a 73% success rate
- 7 admissions to the Bernalillo County Addiction Treatment Program (ATP) jail-based program with 660 hours of treatment provided – COVID-19 created challenges in providing this service
- 22 admissions to the Bernalillo County Assisting Youth Under the influence of Drugs and Alcohol (AYUDA) program
- 321 admissions to eighteen county programs were placed on electronic and/or alcohol monitoring devices
- 398 admissions to the San Juan County jail-based treatment facility

## **LDWI Accomplishments**

### **Program Evaluation**

The LDWI Program has an ongoing statewide evaluation system through its screening and tracking program, which houses data collected on the demographics cited above. The database is used to track DWI or other alcohol related offenders through the completion of their court ordered sanctions. This data is analyzed by the Epidemiology and Response Division (ERD) unit at the Department of Health (DOH) and is useful to the programs as they update their services and activities on an annual basis.

Many of the county DWI programs have hired local evaluators who assist in reviewing components such as prevention, treatment, and compliance monitoring. The evaluation reports identify goals, objectives, and outcomes for the fiscal year. These reports help the county DWI programs determine which activities or services are working and where improvements can be made. County programs submit those evaluation reports to DFA and share them on their local websites.

For those county programs that are not able to hire an evaluator, the program managers at LGD/LDWI developed exit surveys for compliance and treatment services which are offered to clients after they complete their probation term and/or treatment services. The exit surveys assist the county staff in determining if the services they provide to the clients are beneficial or if changes are needed. Out of 111 compliance survey results, 91% of clients indicated that they are less likely to drive after drinking and/or using other substances because of their experience with the compliance office. Out of 79 treatment survey completed, 96% of clients indicated that the treatment/counseling sessions had a positive effect on their life.

The county DWI programs refer to various sources of information including their own collected data, to conduct internal process evaluations to be able to address issues facing their communities. Sources used included:

- National Registry of Evidence-based Programs and Practices

- National Institute of Drug Abuse Guiding Principles
- Pacific Institute for Research and Evaluation (PIRE)
- National Prevention Strategy
- Behavior Risk Factor Surveillance System, conducted by the Centers for Disease Control.

The New Mexico resources which are more frequently used include:

- Youth Risk and Resiliency Survey, (YRRS) directed by the Department of Health, Public Education Department and University of New Mexico
- New Mexico Community Survey, conducted by the Office of Substance Abuse Prevention and Partnerships for International Research and Education (PIRE)
- Indicator Based Information System, (IBIS) maintained by the Department of Health
- Locally collected data including the screening and tracking database

### Treatment

Treatment is an important focus of the LDWI program. By statute (Section 11-6A-3(G) NMSA 1978), 65% of grant funds must be awarded for treatment. In FY21, 68% of grant funds were awarded statewide for treatment. Most counties refer offenders to treatment whether the treatment is funded by LDWI or other funding sources. In FY21, 3,372 offenders were referred to substance abuse treatment. Treatment services are available for any offender convicted of a DWI or an alcohol-related offense who is sentenced by the court to the county misdemeanor compliance program. While Medicaid can support some substance abuse treatment services, most of the DWI offenders are required by statute to attend a minimum number of treatment hours all of which may not be covered by Medicaid. If the offender fails to complete the required treatment hours, it may cause the offender to be in violation of the court ordered sanctions.

### Compliance Monitoring

In most New Mexico counties, the individual county programs provide misdemeanor compliance monitoring services for DWI and other alcohol related offenders. Most of the magistrate courts in the state rely on these services to help the offenders complete their court-ordered sanctions and reduce recidivism. Without these programs, thousands of misdemeanants would not be supervised, and therefore, would not receive support to complete their sentencing requirements.

Valencia County/Village of Los Lunas, Roosevelt County and Rio Arriba County are working towards accreditation of their compliance monitoring programs (CMP). Covid-19 has slowed the entire accreditation process significantly. Once these three programs complete the process, it will bring the number of accredited CMPs to seven. In FY20, the San Juan and Sandoval County Compliance Monitoring Programs were awarded their re-accreditation through the New Mexico Adult Misdemeanor Compliance Professional Standards Council. The Lea County Compliance Monitoring Program was scheduled for their accreditation review in the spring of 2020; however, because of the COVID-19 pandemic the accreditation team has not

been able schedule the site visit to complete the re-accreditation process. We encourage this process of accreditation through the New Mexico Counties (NMC), as it brings a higher level of consistency and increased accountability to programs across the state.

In FY21, the DWI Affiliate of NMC worked closely with DFA and the Administrative Office of the Courts (AOC) to provide the curriculum for a basic training course for misdemeanor compliance officers and surveillance staff from the treatment courts. The curriculum includes modules on authority, ethics, self-preservation, and motivational interviewing. Thirty-one individuals from both the county compliance programs and the treatment courts completed the virtual week-long training course in August 2020. The LDWI guidelines require that all new compliance officers attend the Court Officer Basic Training within two years of their hire.

### Prevention Activities

The LDWI prevention activities include educating children, adolescents, families, and communities by directly addressing risk factors for DWI and alcohol-related incidents. The county DWI programs work to prevent DWIs and alcohol abuse by collaborating with partners to effectively influence communities in a positive manner through new or existing innovative or model programs. The use of social media sites has increased exponentially during the pandemic. Many programs targeted prevention messages using Geofencing. This method of prevention messaging will likely continue as social media has become an increasingly effective platform to share messaging.

In FY21, county DWI programs continued to offer curricula-based activities. Many programs operated virtually, but some programs were successful in continuing to reach youth in person. Some of the prevention curricula activities included:

- Protecting You/Protecting Me
- Alcohol Literacy Challenge
- All Star Prevention
- Be 'Above the Influence'
- Too Good for Drugs
- Dare To Be You
- Girls Circle
- Boys Council
- Positive Action
- PAX Good Behavior Games
- Envision Your Future
- Botvin Life Skills

County programs continued other prevention efforts throughout their communities, despite the challenges faced during the pandemic. Many community events were cancelled due to Covid-19 related restrictions. Community based prevention activities conducted included:

- Ride Services
- Billboards
- Newsletters
- Social media postings
- Public service announcements
- Red ribbon week
- Newspaper article/advertisement
- Victim impact panels
- Media interviews
- Speaking engagements
- Alcohol and drug awareness
- Sticker shock

## Law Enforcement

Law enforcement plays an integral role in all facets of preventing and reducing DWI. They participate in educating the public of the perceived risk of arrest and work closely with most of the county DWI programs. In FY21, county DWI programs funded various law enforcement activities, including 20 checkpoints and 354 directed patrols, resulting in 284 DWI arrests. Officers also conducted 17 underage enforcement activities resulting in 3 DWI arrests and 4 citations for possession or consumption by persons under the age of 21. Two county programs fund a fulltime DWI officer in their community with LDWI funds. These officers made 55 DWI arrests during FY21. There is evidence that when enforcement activities are done in conjunction with media campaigns associated with those activities, the number of people drinking and driving decreases.

## Native American Collaboration

In FY21, 24 DWI programs in New Mexico provided screening and tracking services for Native American DWI offenders. Selected statistics are as follows:

<b>Geographical Area</b>	<b>Total Offenders Screened</b>	<b>Native American Offenders</b>	<b>Percent Native American</b>
Bernalillo	1,438	255	17.7%
Cibola	90	63	70%
McKinley	149	133	89.3%
San Juan	568	413	72.7%
Sandoval	378	87	23%
Statewide Total	4393	1,014	23.1%

In addition to screening and tracking services, several county programs provided services directly to Native American communities, including prevention, enforcement, treatment, and detoxification services. Native Americans represent the largest ethnic group in McKinley County. To reach this population, the McKinley County DWI program provides prevention education to all 29-chapter houses. Media campaigns, which are an effective way to reach the large and diverse county, are delivered in English, Navajo, and Zuni. The checkerboard of county and tribal lands make enforcement challenging for McKinley County. The McKinley County DWI Taskforce has continued cross-commissioning between the McKinley County Sheriff's Office, NM State Police, Navajo Nation, Zuni, Ramah-Navajo, and Gallup Police departments, which is beneficial to the whole community.

## **Technical Assistance and Site Visits**

In FY21, LDWI Bureau staff continued to call for accountability in county expenditures by requiring backup documentation to accompany all reports and reimbursement requests. The reporting and reimbursement process was streamlined by accepting electronic submission of backup documentation for the reports. Since mid-March 2020, due to the COVID-19 Pandemic, the LDWI Bureau staff have been teleworking. This telework environment expedited the bureau's ability to accept electronic signatures and reports submitted via email to be processed for staff to continue to ensure timely processing of payments.

The LDWI Bureau staff conducted virtual site visits throughout the state as all travel ceased for the program since mid-March 2020 due to Covid-19. The visits that were conducted included program file reviews, updates on current programs and activities and/or technical assistance.

LDWI Bureau staff used web-based technology to provide trainings and technical assistance to the county DWI programs on fiscal reporting forms and other program related questions. The Bureau staff now depends on technology to hold virtual meetings with county staff including the ability to attend the local planning council meetings.

LDWI bureau staff provided two workshops virtually for all DWI Coordinators on topics that included the application process and the implementation of budgets and grant agreements. As the RFP process for the DFA approved screening program resulted in a new vendor for the screening program that went live July 1, 2020, we continued to hold multiple virtual trainings with the county program staff on how to implement the Impaired Driving Assessment (IDA) tool and on data entry into the database tracking program. DOH will be reviewing the data both from the IDA and the tracking program and will prepare the Screening and Tracking Report by the end of FY22.

## **Program Collaboration**

The county DWI program coordinators collaborate with county health councils, school health advisory councils, drug courts, magistrate court judges and staff, mental health professionals, prevention, and treatment organizations to coordinate the use of resources and ensure that services are being received by those in need. The county DWI Programs also collaborate through the New Mexico Counties DWI Affiliate, where they meet to discuss the successes and challenges posed to each county related to their program services and activities. The DWI affiliate, along with the LDWI Bureau staff have completed the work with the NM Edge staff on the development of the DWI Coordinators' curriculum. The DWI Coordinator curriculum classes will now be available through NM Edge beginning in January 2022.

LDWI Bureau staff continued to partner with Human Services Department/Behavioral Health Services Division (HSD/BHSD) by participating in the Statewide Epidemiological and Outcomes Workgroup meetings and the Behavioral Health Collaborative meetings. LDWI Bureau staff also partnered with the Department of Transportation/Traffic Safety Division (DOT/TSD) by participating in the Highway Safety Plan process. LDWI Bureau staff also collaborated with DOH and other invited agencies in Inter-Agency Alcohol-Related Mortality

Prevention quarterly meetings. This is an important group where various state agencies discuss the efforts, they provide to reduce the states alcohol-related mortality rates.

These are just a few of the many partnerships between county DWI programs, agencies, and other resources/organizations around the state.

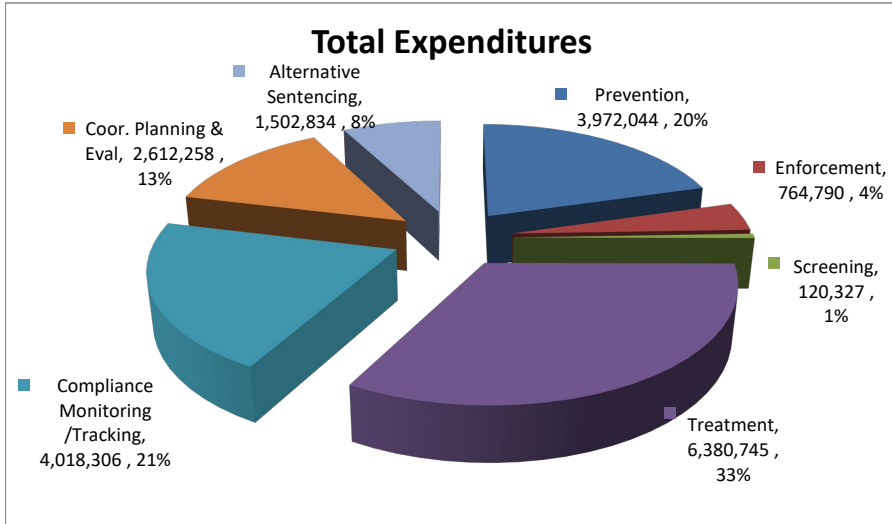
## **Conclusion**

The LDWI program aims to reduce DWI, alcoholism, and alcohol abuse through a multi-pronged approach, which includes treating the offender through screening, treatment, compliance monitoring, and alternative sentencing, as well as preventing DWI before it starts through prevention and enforcement activities. This approach has made a positive impact on reducing DWI. According to the Traffic Safety Bureau of the NM Department of Transportation, alcohol involved traffic fatalities have fallen, with some year-to-year increases, from 231 in 1995 to 149 in 2019. The percentage of alcohol-involved traffic fatalities has decreased by 65% from 1995 to 2019, but as even one alcohol-related fatality is too many, more work must be done to keep our highways and the citizens of New Mexico safe. The COVID-19 pandemic has forced the county DWI Programs to review their practices and service delivery methods. The unavailability of in person classrooms to reach youth regarding the dangers of alcohol and other drug related curriculum have allowed the county programs to increase their presence in reaching youth through virtual and social media. The county programs are at the forefront of developing new best practices in all their efforts throughout this pandemic.

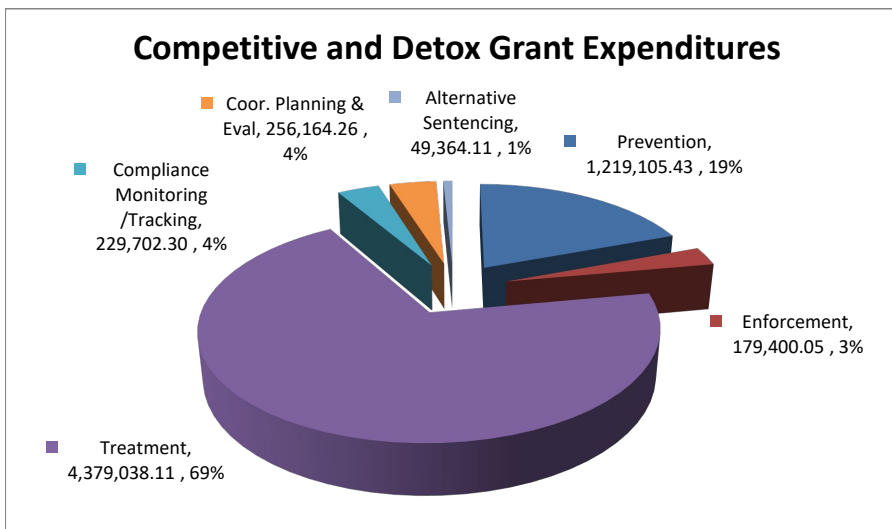
This report along with the FY21 county expenditures by component can be found on the DFA website at:

<https://www.nmdfa.state.nm.us/local-government/special-programs-bureau/ldwi-annual-reports/>

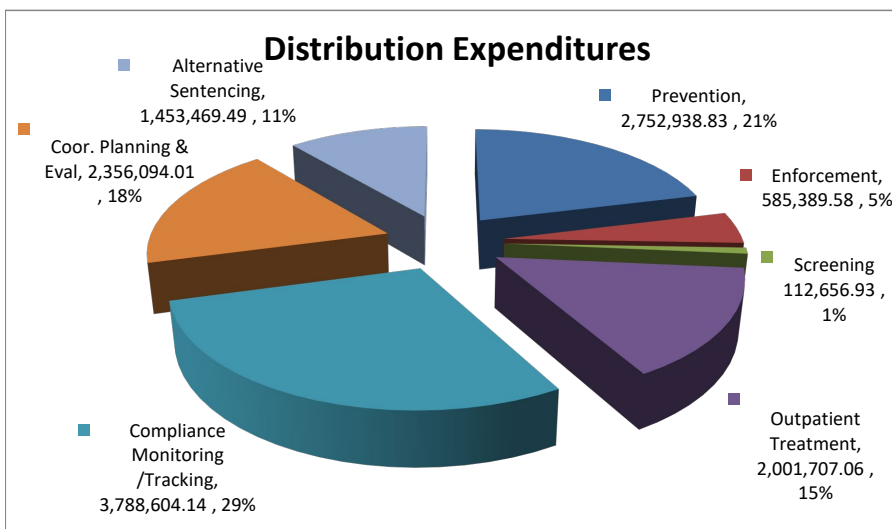
# Local DWI Program Expenditures Statewide FY21



Actual Funding: \$22,988,159.23  
 Actual Expenditures: \$19,371,304.78  
 Amount Reverted: \$3,616,854.45  
 Percentage Reverted: 15.73%



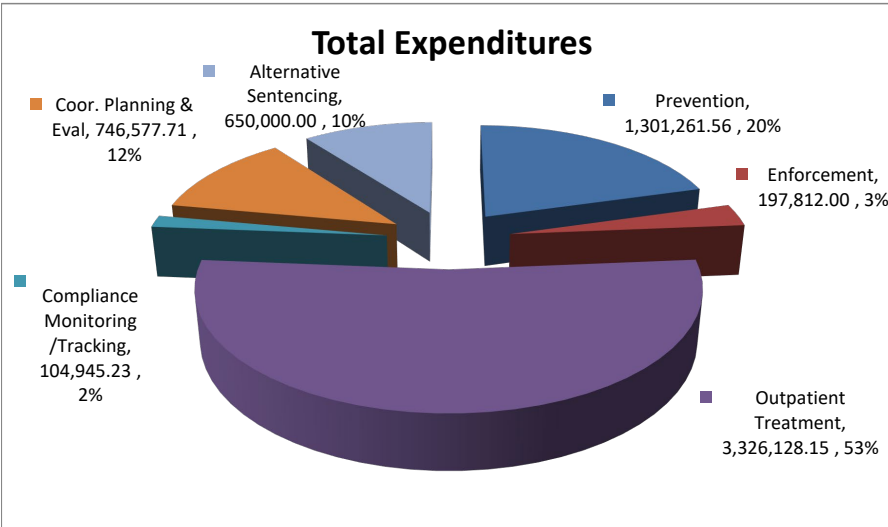
Actual Grant: \$7,217,142.00  
 Actual Expenditures: \$6,320,444.74  
 Amount Reverted: \$896,697.26  
 Percentage Reverted: 12.42%



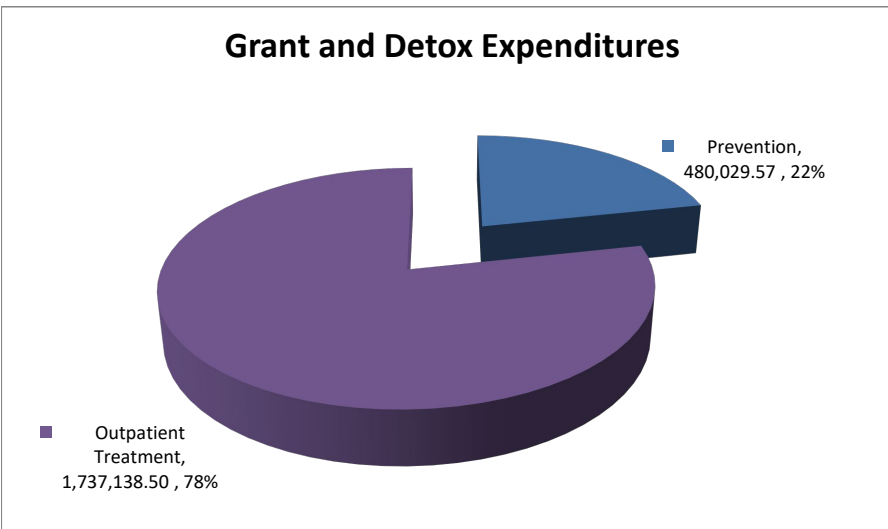
Actual Distribution: \$15,771,017.23  
 Actual Expenditures: \$13,050,860.04  
 Amount Reverted: \$2,720,157.19  
 Percentage Reverted: 17.25%

- Prevention
- Screening
- Comp. Monitoring/Tracking
- Alternative Sentencing
- Enforcement
- Outpatient Treatment
- Coord. Planning & Eval

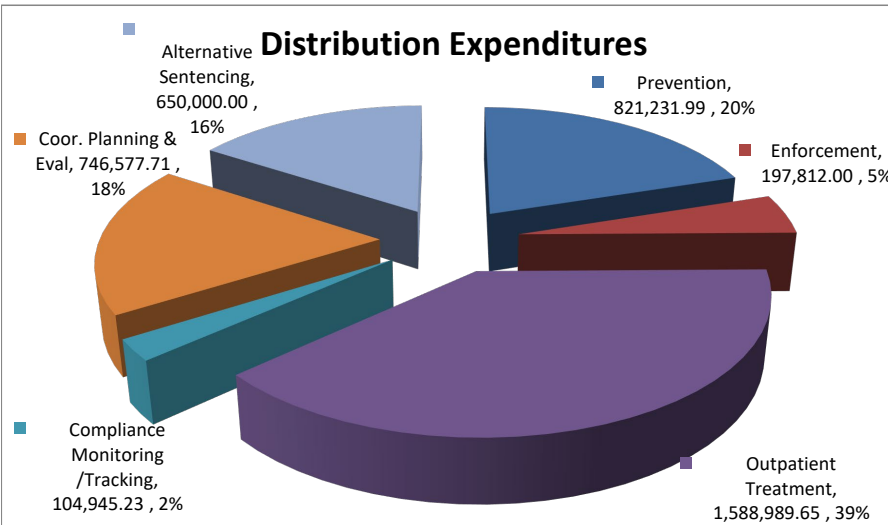
# Local DWI Program Expenditures Bernalillo County FY21



Actual Funding: \$7,342,665.00  
 Actual Expenditures: \$6,326,724.65  
 Amount Reverted: \$1,015,940.35  
 Percentage Reverted: 13.84%



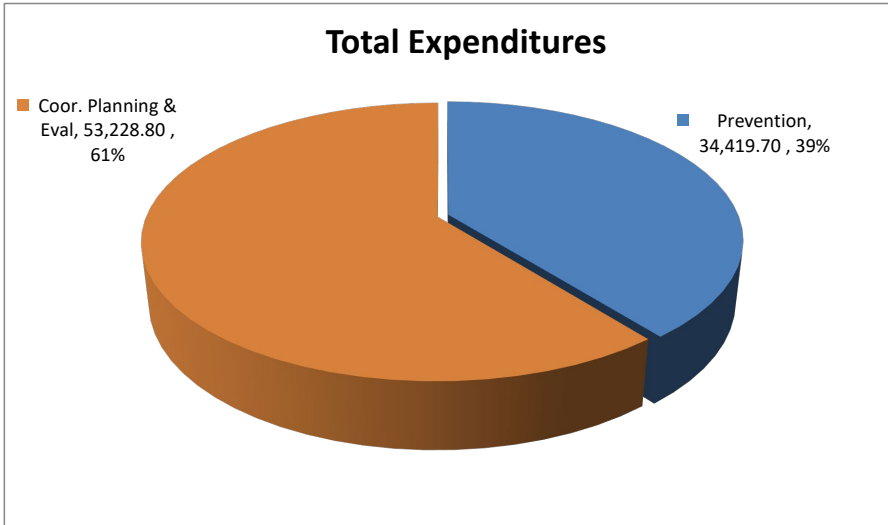
Actual Grant: \$2,429,480.00  
 Actual Expenditures: \$2,217,168.07  
 Amount Reverted: \$212,311.93  
 Percentage Reverted: 8.74%



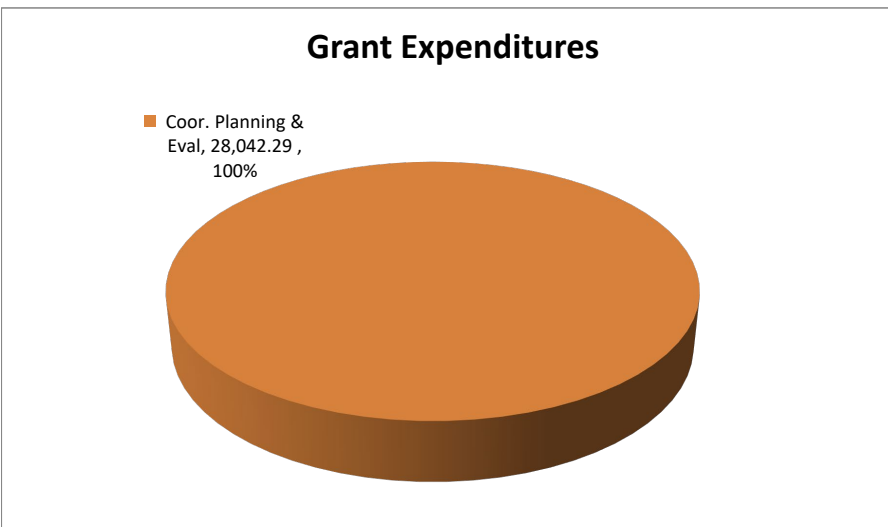
Actual Distribution: \$4,913,185.00  
 Actual Expenditures: \$4,109,556.58  
 Amount Reverted: \$803,628.42  
 Percentage Reverted: 16.36%

- Prevention
- Enforcement
- Screening
- Outpatient Treatment
- Comp. Monitoring/Tracking
- Coord. Planning & Eval
- Alternative Sentencing

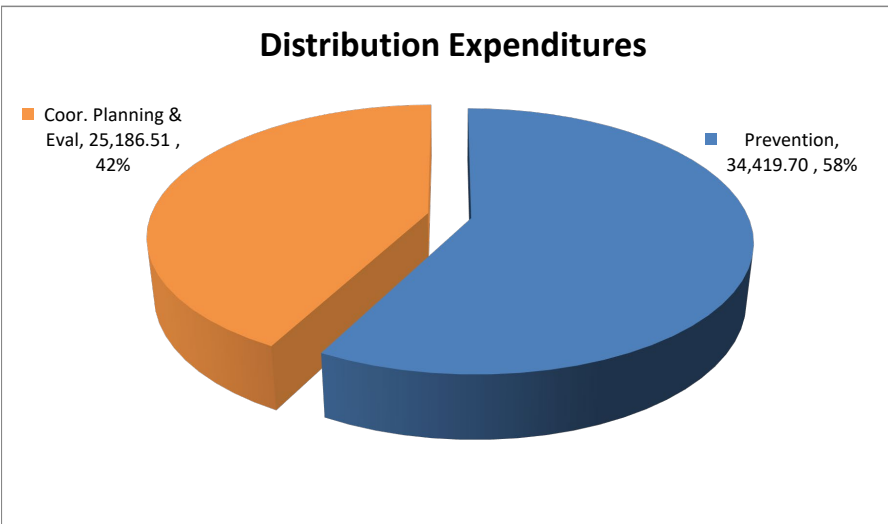
# Local DWI Program Expenditures Catron County FY21



Actual Funding: \$108,073.09  
 Actual Expenditures: \$87,648.50  
 Amount Reverted: \$20,424.59  
 Percentage Reverted: 18.90%



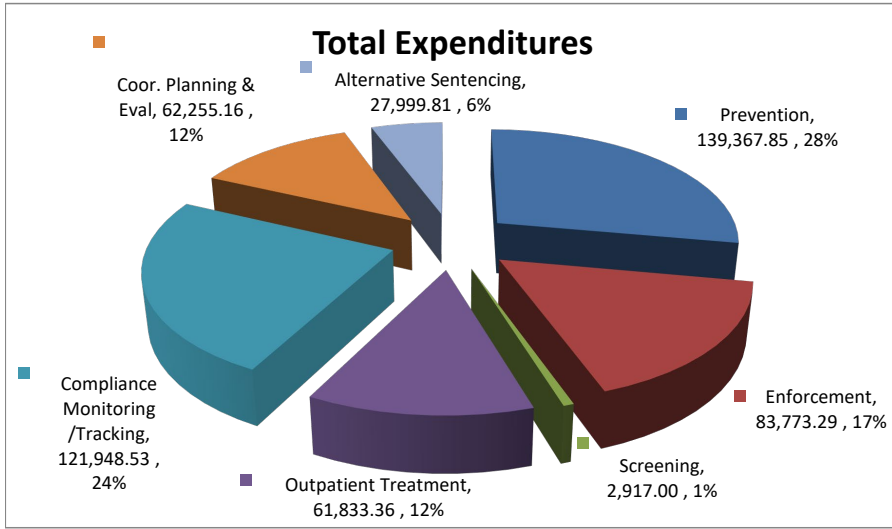
Actual Grant: \$29,218.00  
 Actual Expenditures: \$28,042.29  
 Amount Reverted: \$1,175.71  
 Percentage Reverted: 4.02%



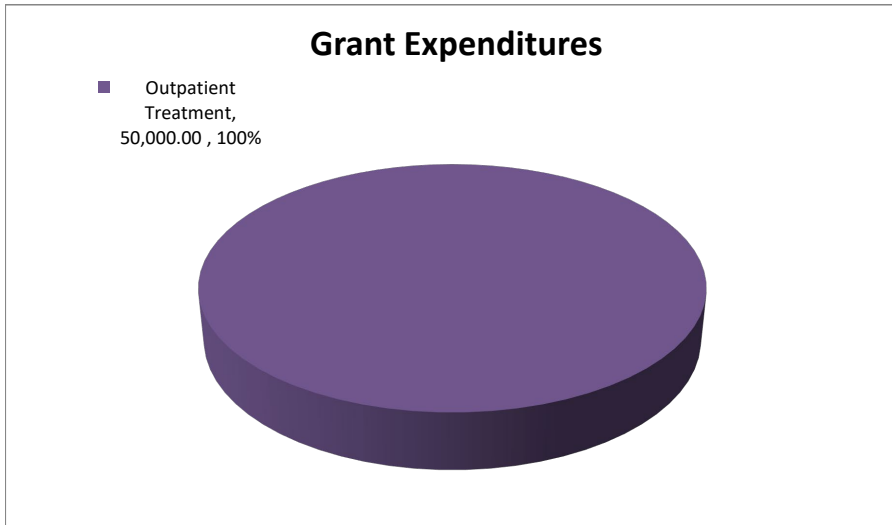
Actual Distribution: \$78,855.09  
 Actual Expenditures: \$59,606.21  
 Amount Reverted: \$19,248.88  
 Percentage Reverted: 24.41%

- Prevention
- Screening
- Comp. Monitoring/Tracking
- Alternative Sentencing
- Enforcement
- Outpatient Treatment
- Coord. Planning & Eval

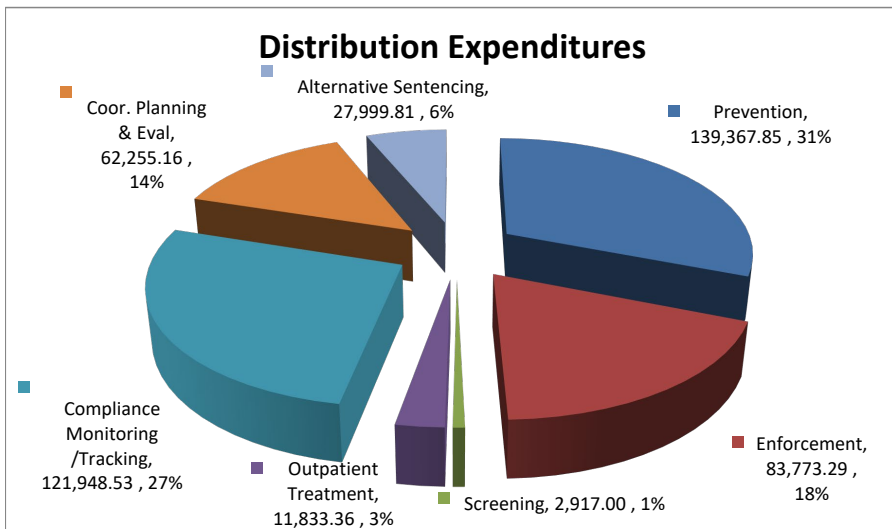
# Local DWI Program Expenditures Chaves County FY21



Actual Funding: \$500,095.00  
 Actual Expenditures: \$500,095.00  
 Amount Reverted: \$0.00  
 Percentage Reverted: 0.00%



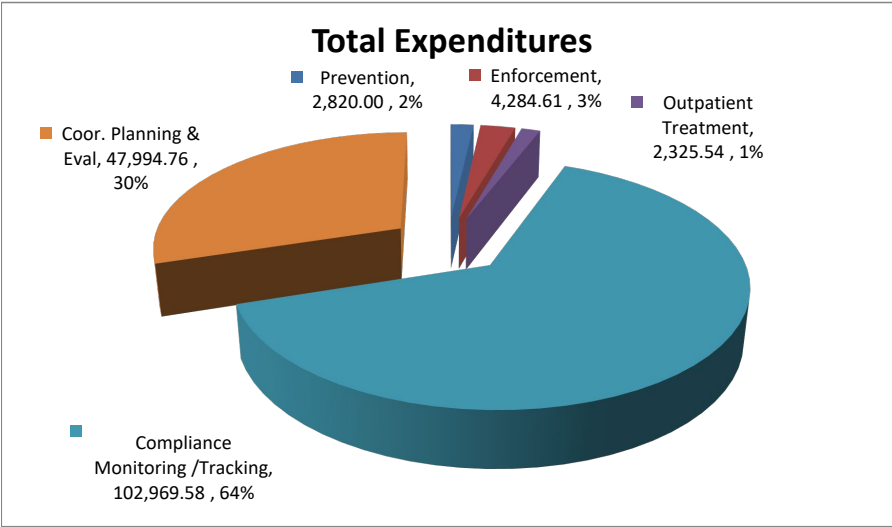
Actual Grant: \$50,000.00  
 Actual Expenditures: \$50,000.00  
 Amount Reverted: \$0.00  
 Percentage Reverted: 0.00%



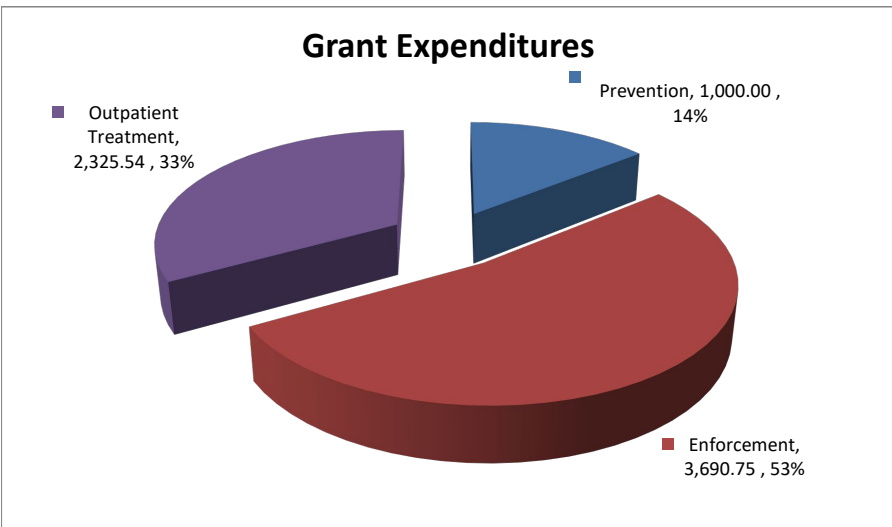
Actual Distribution: \$450,095.00  
 Actual Expenditures: \$450,095.00  
 Amount Reverted: \$0.00  
 Percentage Reverted: 0.00%

- Prevention
- Screening
- Outpatient Treatment
- Coord. Planning & Eval
- Enforcement
- Domestic Violence
- Compliance Monitoring/Tracking
- Alternative Sentencing

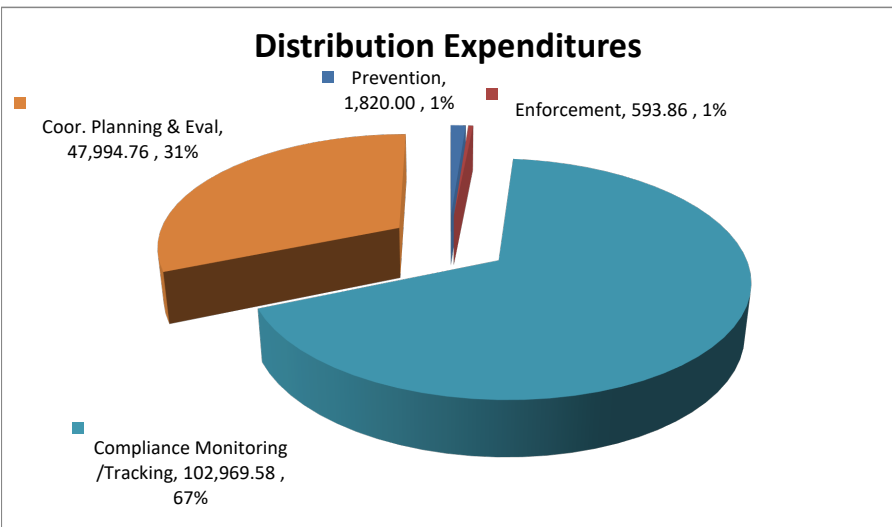
# Local DWI Program Expenditures Cibola County FY21



Actual Funding: \$296,833.00  
 Actual Expenditures: \$160,394.49  
 Amount Reverted: \$136,438.51  
 Percentage Reverted: 45.96%



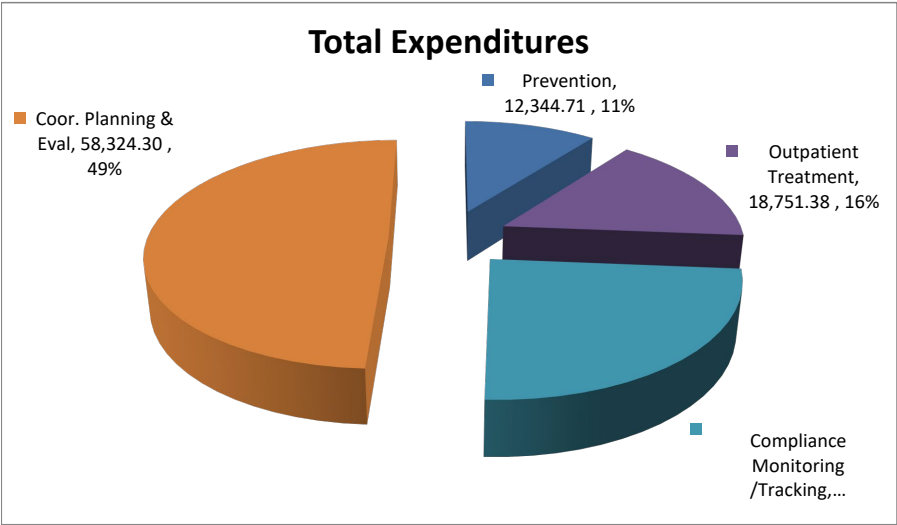
Actual Grant: \$55,000.00  
 Actual Expenditures: \$7,016.29  
 Amount Reverted: \$47,983.71  
 Percentage Reverted: 87.24%



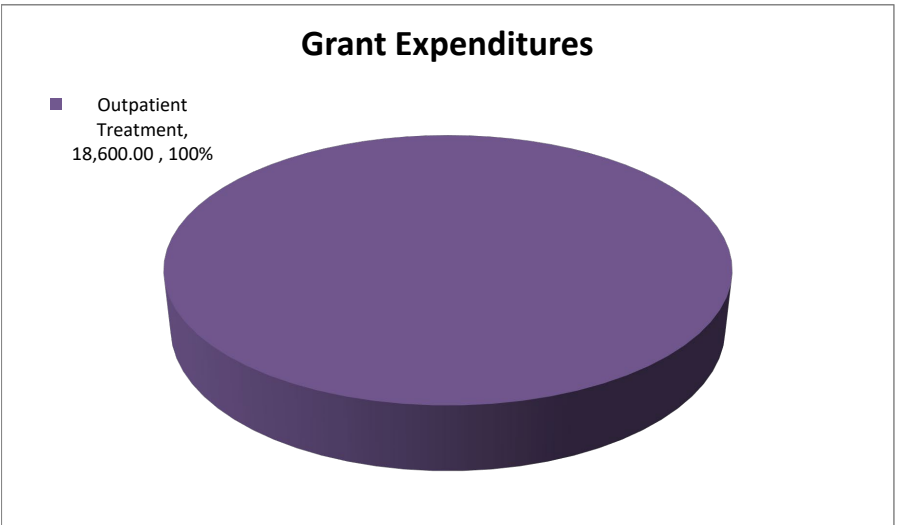
Actual Distribution: \$241,833.00  
 Actual Expenditures: \$153,378.20  
 Amount Reverted: \$88,454.80  
 Percentage Reverted: 36.58%

- Prevention
- Screening
- Comp. Monitoring/Tracking
- Alternative Sentencing
- Enforcement
- Outpatient Treatment
- Coord. Planning & Eval

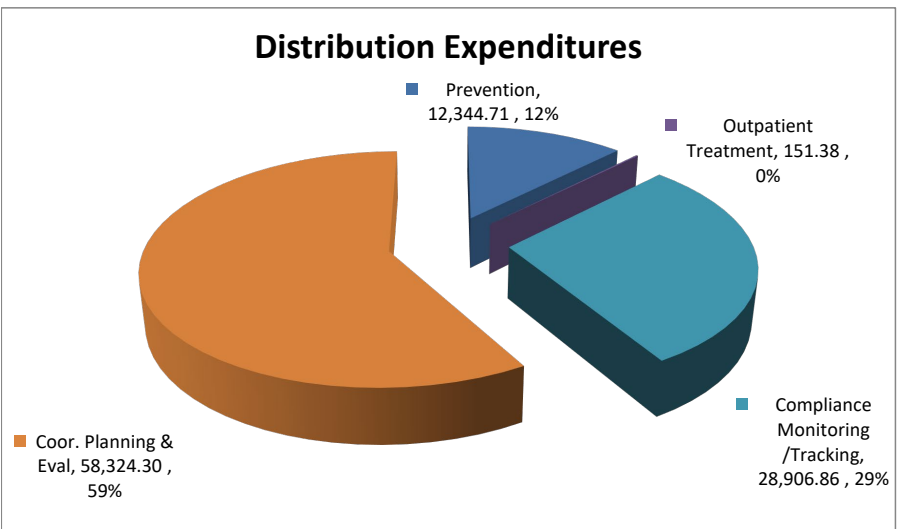
# Local DWI Program Expenditures Colfax County FY21



Actual Funding: \$139,115.00  
 Actual Expenditures: \$118,327.25  
 Amount Reverted: \$20,787.75  
 Percentage Reverted: 14.94%



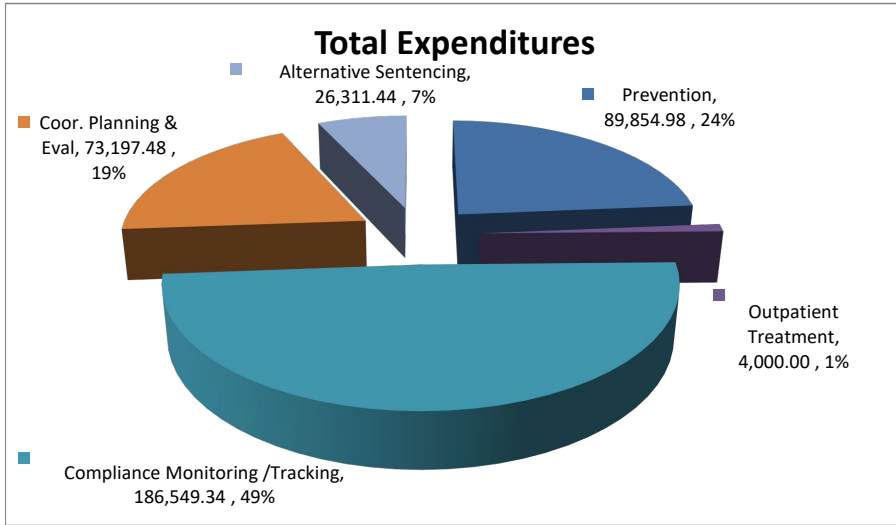
Actual Grant: \$30,862.00  
 Actual Expenditures: \$18,600.00  
 Amount Reverted: \$12,262.00  
 Percentage Reverted: 39.73%



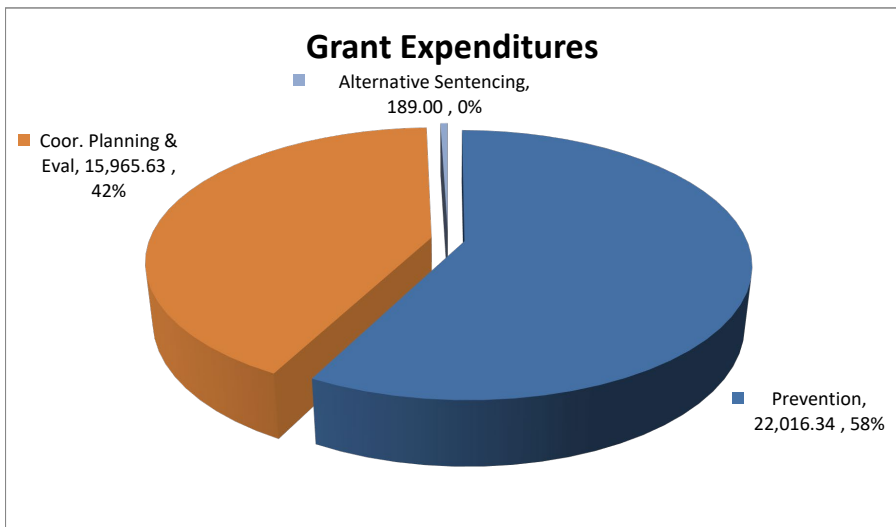
Actual Distribution: \$108,253.00  
 Actual Expenditures: \$99,727.25  
 Amount Reverted: \$8,525.75  
 Percentage Reverted: 7.88%

- Prevention
- Enforcement
- Screening
- Outpatient Treatment
- Comp. Monitoring/Tracking
- Coord. Planning & Eval
- Alternative Sentencing

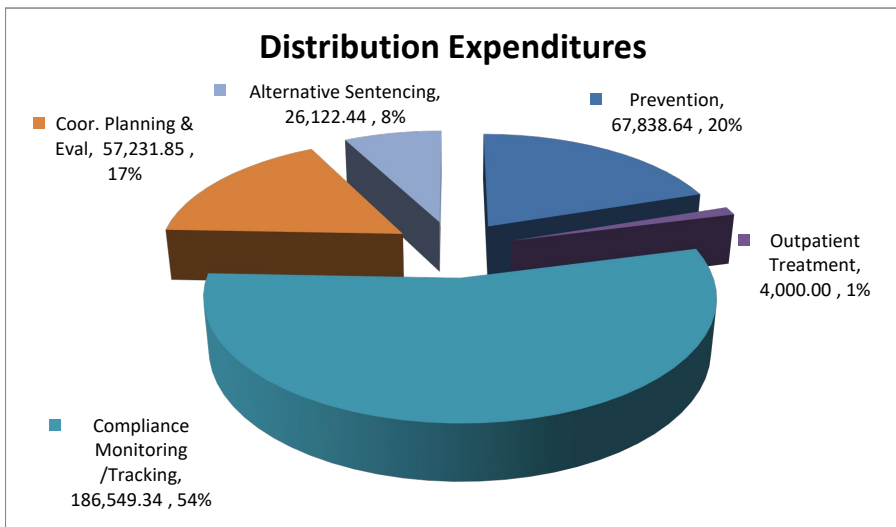
# Local DWI Program Expenditures Curry County FY21



Actual Funding: \$412,197.00  
 Actual Expenditures: \$379,913.24  
 Amount Reverted: \$32,283.76  
 Percentage Reverted: 7.83%



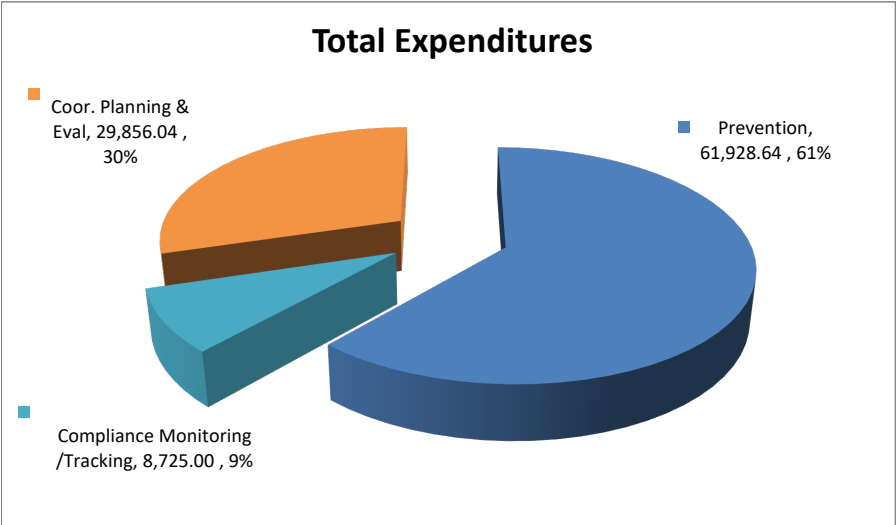
Actual Grant: \$38,172.00  
 Actual Expenditures: \$38,170.97  
 Amount Reverted: \$1.03  
 Percentage Reverted: 0.00%



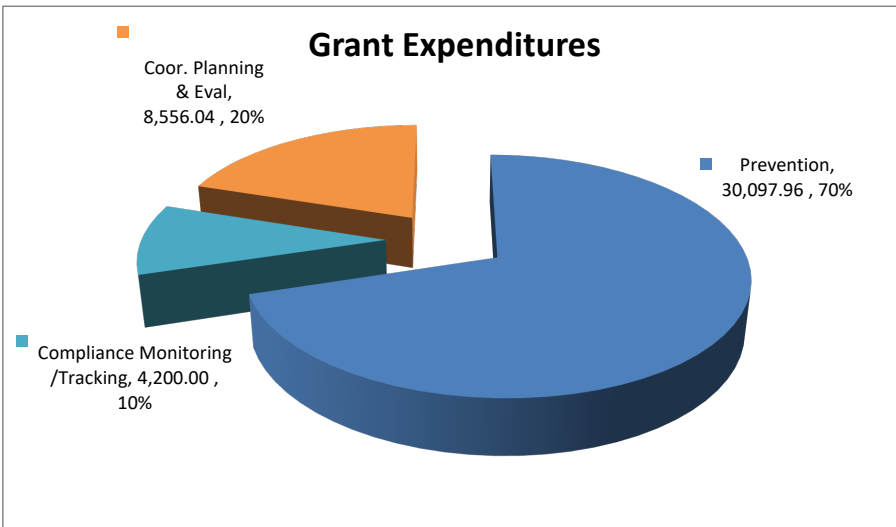
Actual Distribution: \$374,025.00  
 Actual Expenditures: \$341,742.27  
 Amount Reverted: \$32,282.73  
 Percentage Reverted: 8.63%

- Prevention
- Enforcement
- Screening
- Outpatient Treatment
- Comp. Monitoring/Tracking
- Coord. Planning & Eval
- Alternative Sentencing

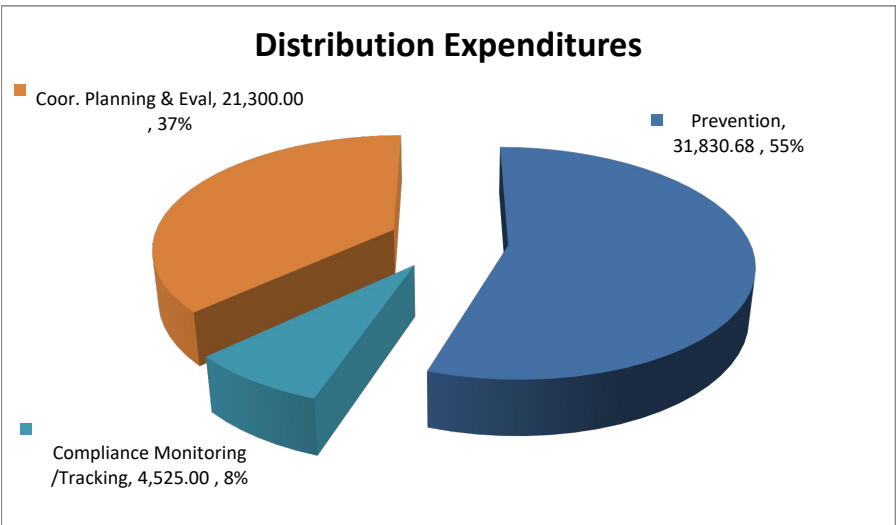
# Local DWI Program Expenditures DeBaca County FY21



Actual Funding: \$121,709.09  
 Actual Expenditures: \$100,509.68  
 Amount Reverted: \$21,199.41  
 Percentage Reverted: 17.42%



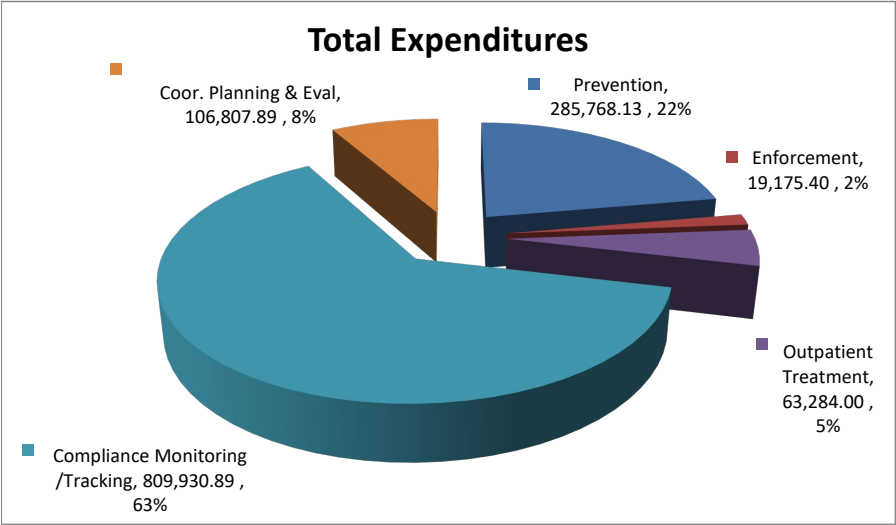
Actual Grant: \$42,854.00  
 Actual Expenditures: \$42,854.00  
 Amount Reverted: \$0.00  
 Percentage Reverted: 0.00%



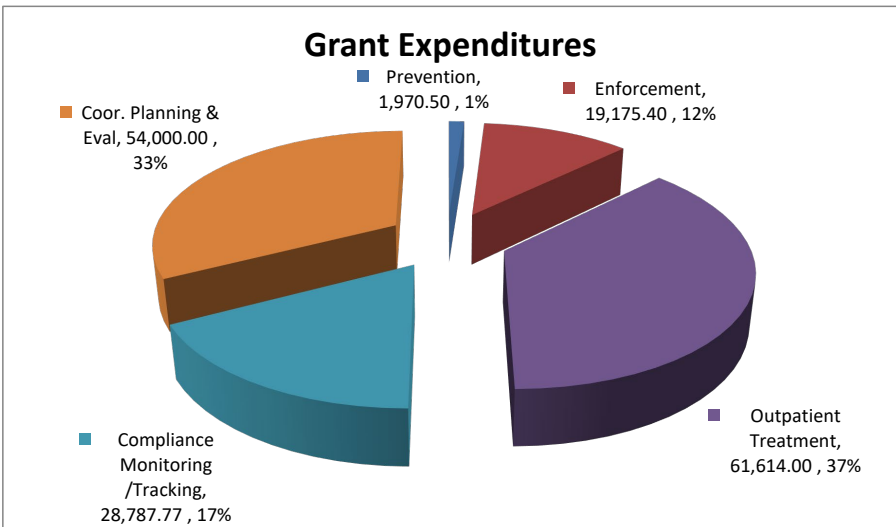
Actual Distribution: \$78,855.09  
 Actual Expenditures: \$57,655.68  
 Amount Reverted: \$21,199.41  
 Percentage Reverted: 26.88%

- Prevention
- Screening
- Comp. Monitoring/Tracking
- Alternative Sentencing
- Enforcement
- Outpatient Treatment
- Coord. Planning & Eval

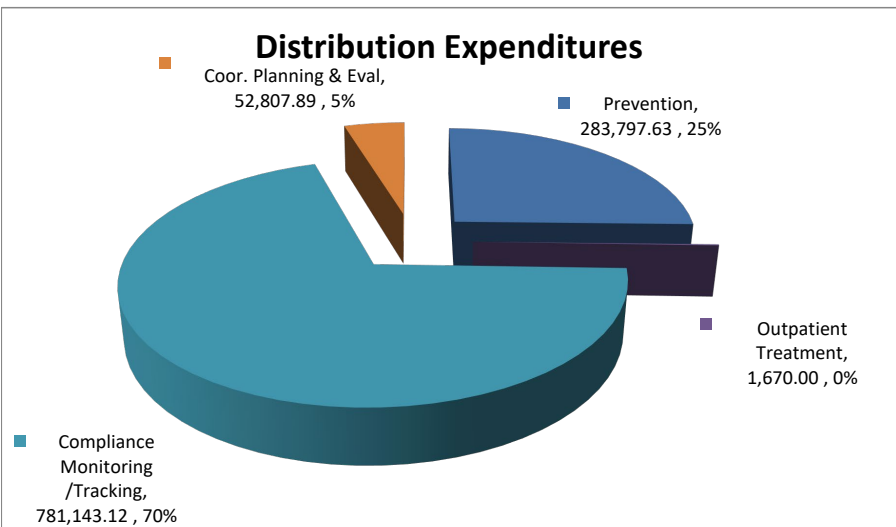
# Local DWI Program Expenditures Dona Ana County FY21



Actual Funding: \$1,528,600.00  
 Actual Expenditures: \$1,284,966.31  
 Amount Reverted: \$243,633.69  
 Percentage Reverted: 15.94%



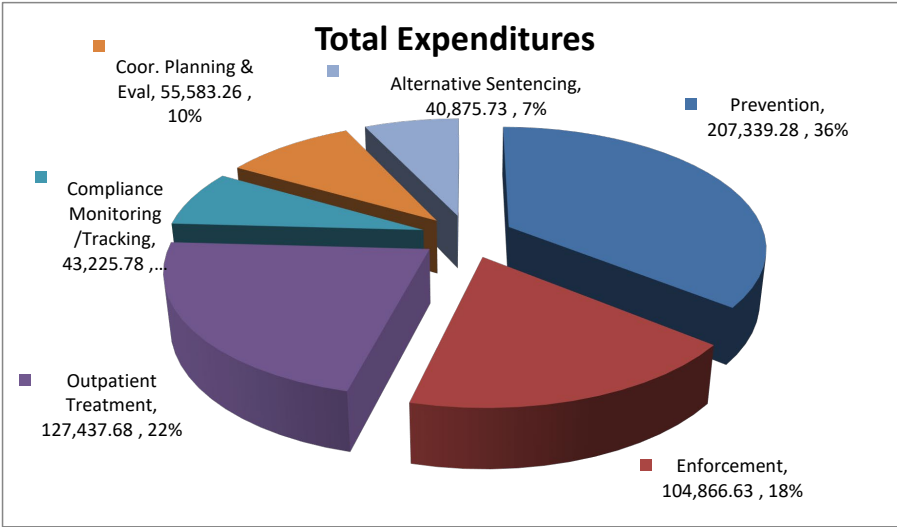
Actual Grant: \$315,000.00  
 Actual Expenditures: \$165,547.67  
 Amount Reverted: \$149,452.33  
 Percentage Reverted: 47.45%



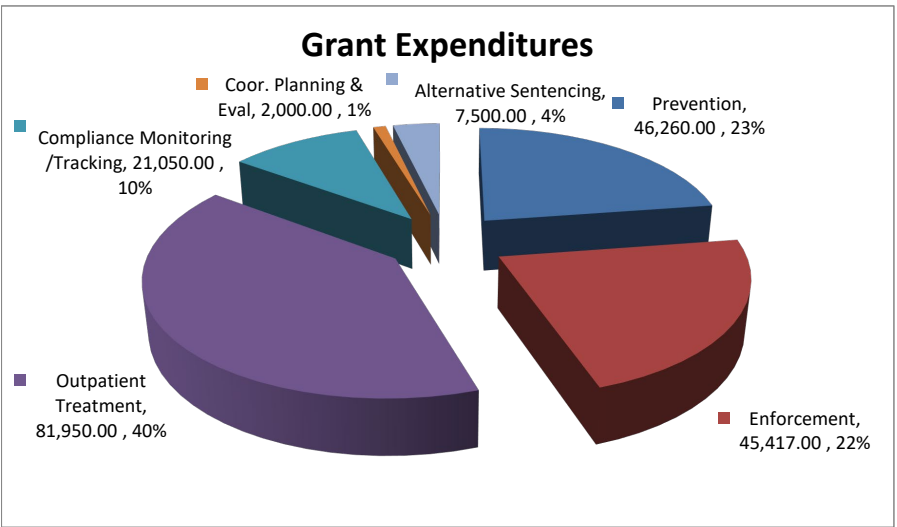
Actual Distribution: \$1,213,600.00  
 Actual Expenditures: \$1,119,418.64  
 Amount Reverted: \$94,181.36  
 Percentage Reverted: 7.76%

- Prevention
- Screening
- Comp. Monitoring/Tracking
- Alternative Sentencing
- Enforcement
- Outpatient Treatment
- Coord. Planning & Eval

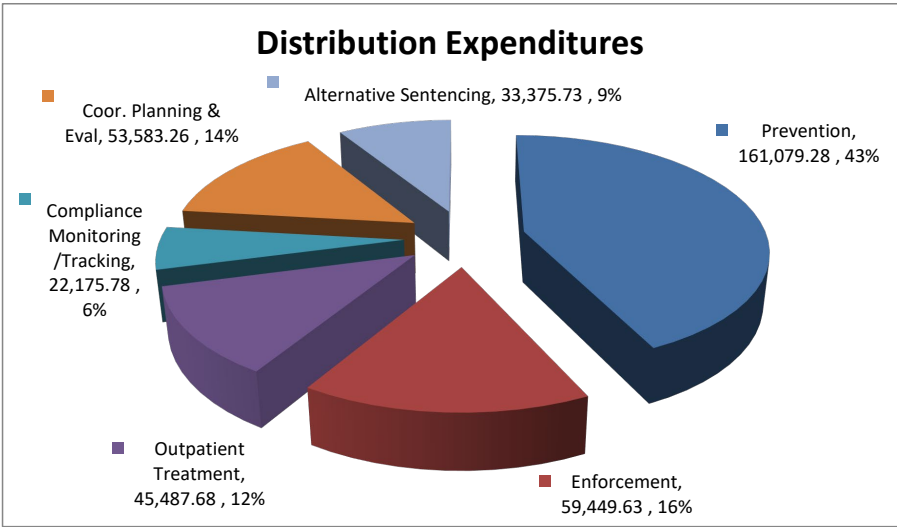
# Local DWI Program Expenditures Eddy County FY21



Actual Funding: \$841,860.60  
 Actual Expenditures: \$579,328.36  
 Amount Reverted: \$262,532.24  
 Percentage Reverted: 31.18%



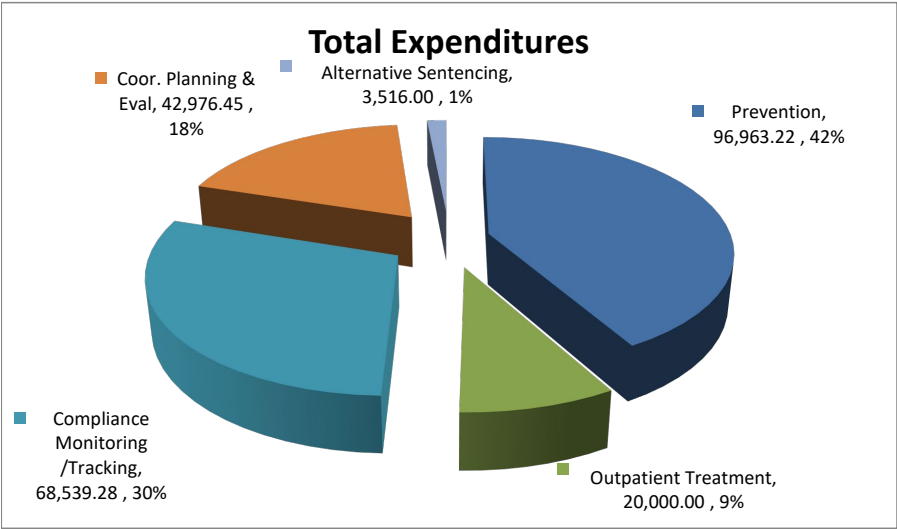
Actual Grant: \$204,177.00  
 Actual Expenditures: \$204,177.00  
 Amount Reverted: \$0.00  
 Percentage Reverted: 0.00%



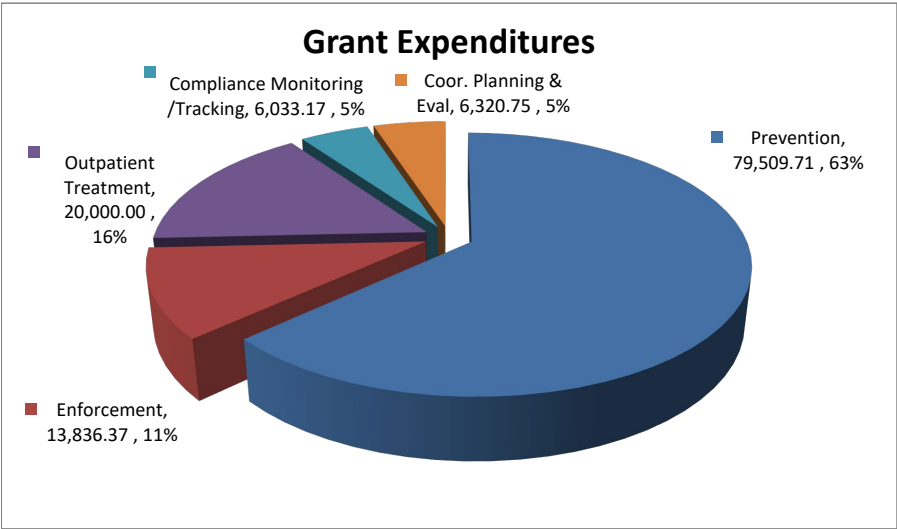
Actual Distribution: \$637,683.60  
 Actual Expenditures: \$375,151.36  
 Amount Reverted: \$262,532.24  
 Percentage Reverted: 41.17%

- Prevention
- Enforcement
- Screening
- Outpatient Treatment
- Comp. Monitoring/Tracking
- Coordination Planning & Eval
- Alternative Sentencing

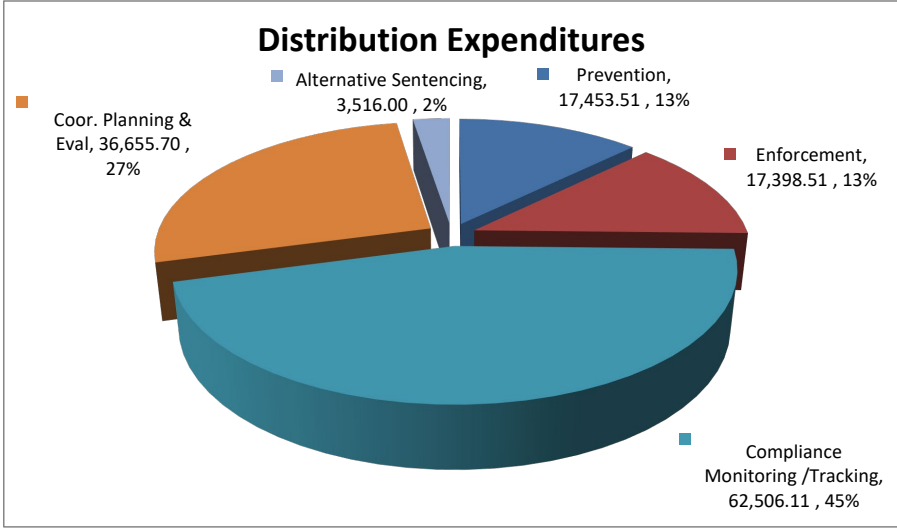
# Local DWI Program Expenditures Grant County FY21



Actual Funding: \$318,930.00  
 Actual Expenditures: \$263,229.83  
 Amount Reverted: \$55,700.17  
 Percentage Reverted: 17.46%



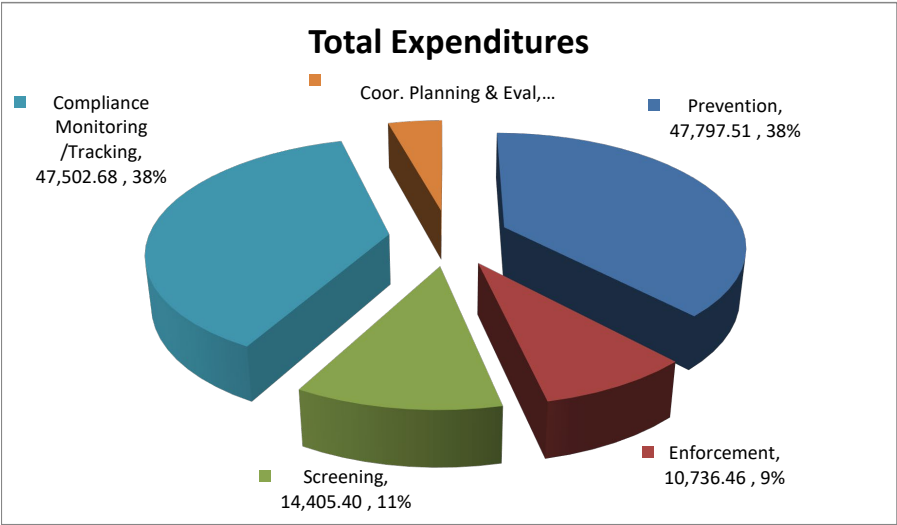
Actual Grant: \$125,700.00  
 Actual Expenditures: \$125,700.00  
 Amount Reverted: \$0.00  
 Percentage Reverted: 0.00%



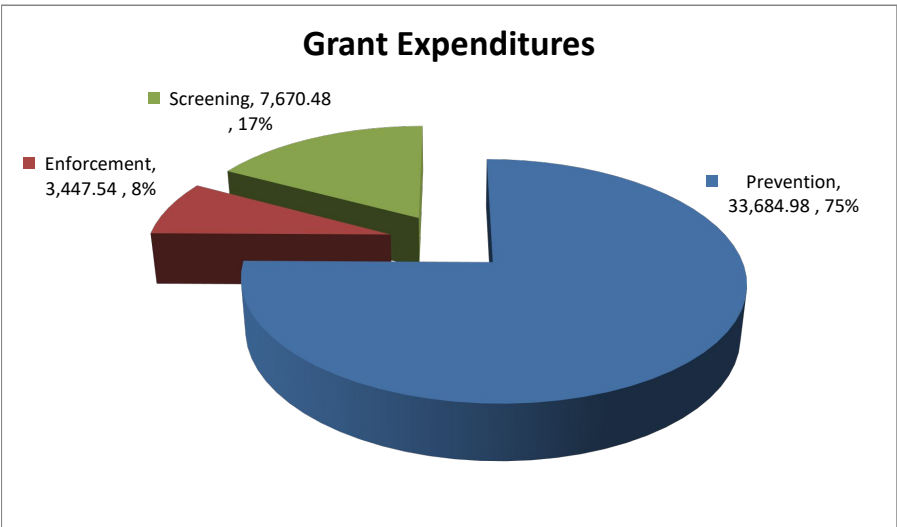
Actual Distribution: \$193,230.00  
 Actual Expenditures: \$137,529.83  
 Amount Reverted: \$55,700.17  
 Percentage Reverted: 28.83%

- Prevention
- Screening
- Comp. Monitoring/Tracking
- Alternative Sentencing
- Enforcement
- Outpatient Treatment
- Coor. Planning & Eval

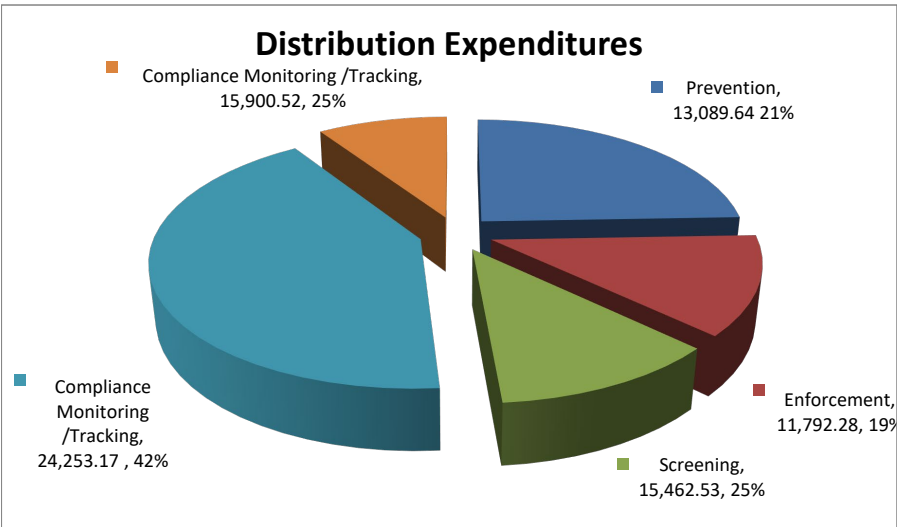
# Local DWI Program Expenditures Guadalupe County FY21



Actual Funding: \$150,442.00  
 Actual Expenditures: \$125,837.20  
 Amount Reverted: \$24,604.80  
 Percentage Reverted: 16.36%



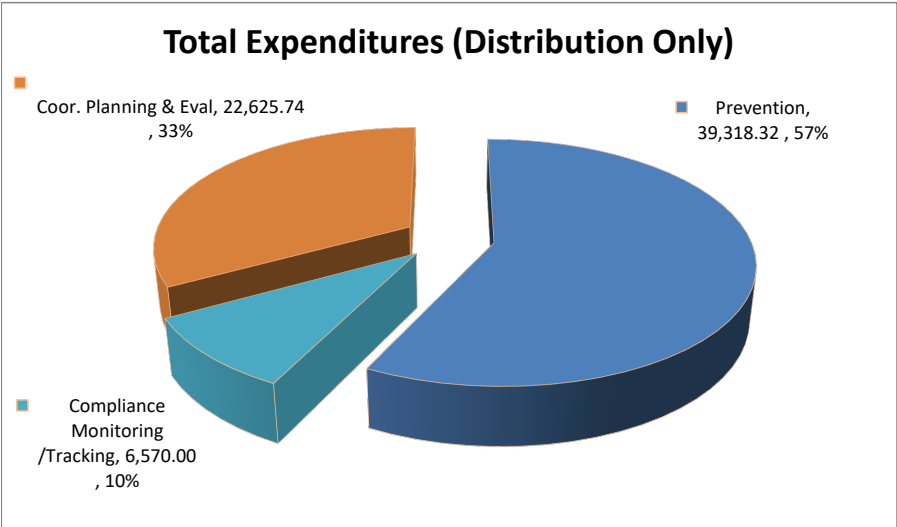
Actual Grant: \$68,989.00  
 Actual Expenditures: \$68,052.51  
 Amount Reverted: \$936.49  
 Percentage Reverted: 1.36%



Actual Distribution: \$81,453.00  
 Actual Expenditures: \$57,784.69  
 Amount Reverted: \$23,668.31  
 Percentage Reverted: 29.06%

- Prevention
- Screening
- Comp. Monitoring/Tracking
- Alternative Sentencing
- Enforcement
- Outpatient Treatment
- Coord. Planning & Eval

# Local DWI Program Expenditures Harding County FY21

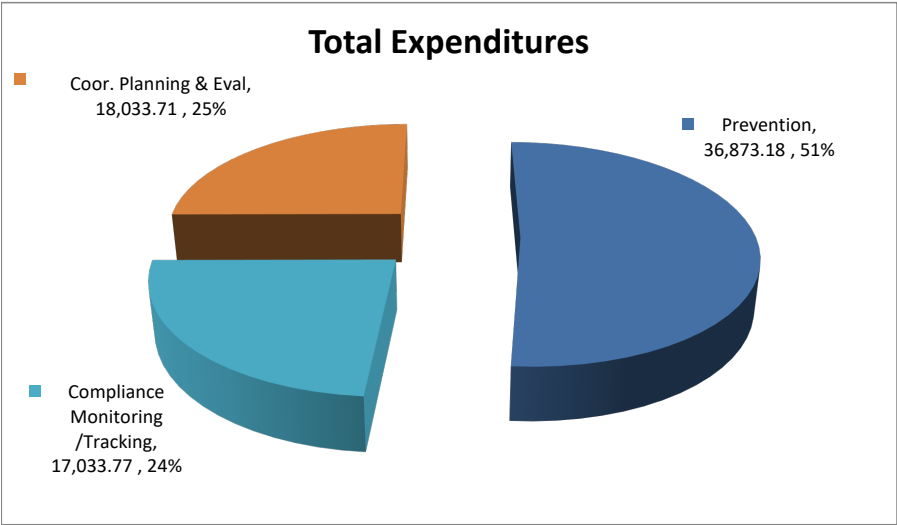


Actual Funding:	\$78,855.09
Actual Expenditures:	\$68,514.06
Amount Reverted:	\$10,341.03
Percentage Reverted:	13.11%

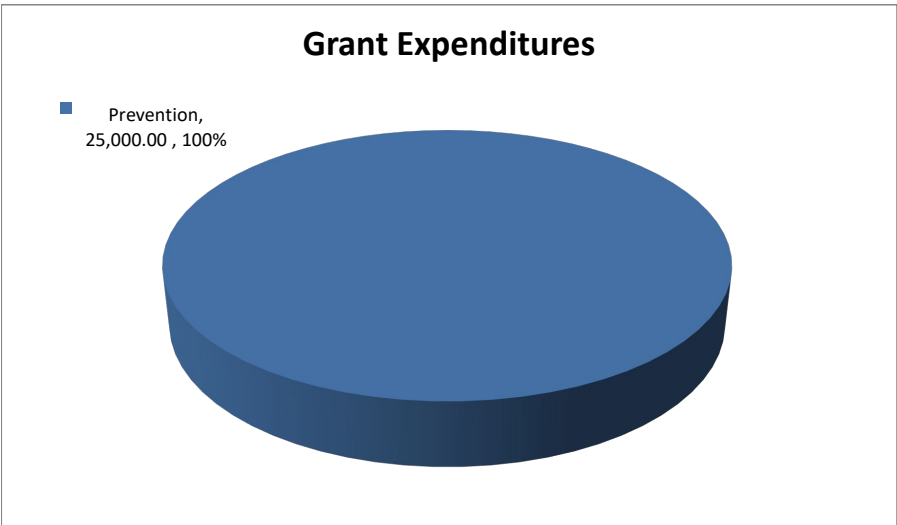
- Prevention
- Screening
- Comp. Monitoring/Tracking
- Alternative Sentencing
- Enforcement
- Outpatient Treatment
- Coordination Planning & Evaluation

- Prevention
- Screening
- Outpatient Treatment
- Coordination Planning & Evaluation
- Enforcement
- Domestic Violence
- Compliance Monitoring/Tracking
- Alternative Sentencing

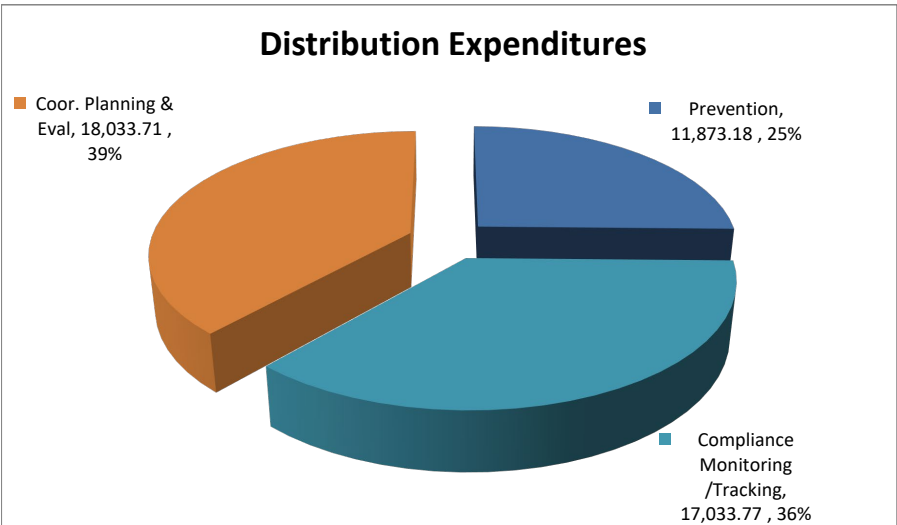
# Local DWI Program Expenditures Hidalgo County FY21



Actual Funding: \$103,855.09  
 Actual Expenditures: \$71,940.66  
 Amount Reverted: \$31,914.43  
 Percentage Reverted: 30.73%



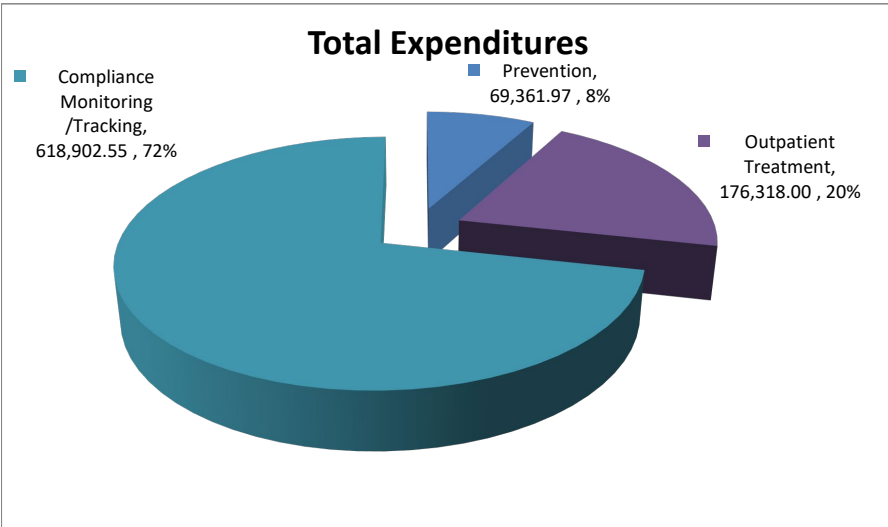
Actual Grant: \$25,000.00  
 Actual Expenditures: \$25,000.00  
 Amount Reverted: \$0.00  
 Percentage Reverted: 0.00%



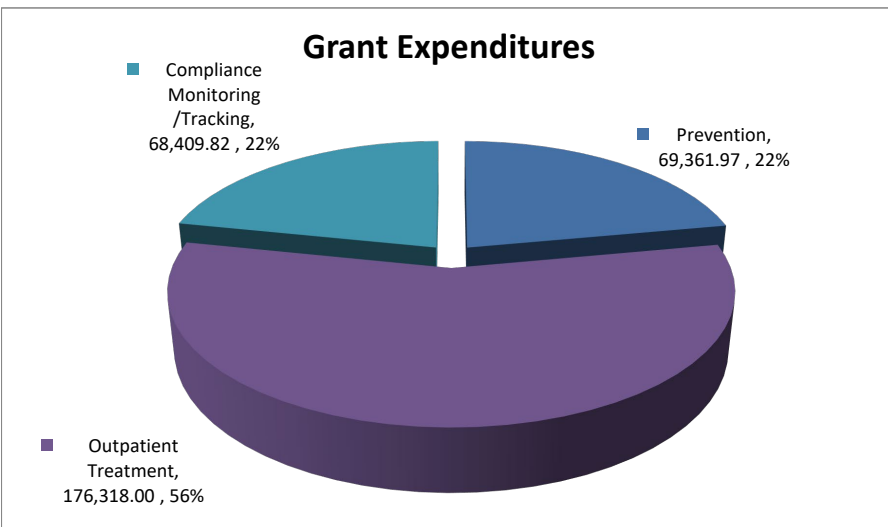
Actual Distribution: \$78,855.09  
 Actual Expenditures: \$46,940.66  
 Amount Reverted: \$31,914.43  
 Percentage Reverted: 40.47%

- Prevention
- Screening
- Comp. Monitoring/Tracking
- Alternative Sentencing
- Enforcement
- Outpatient Treatment
- Coordination Planning & Eval

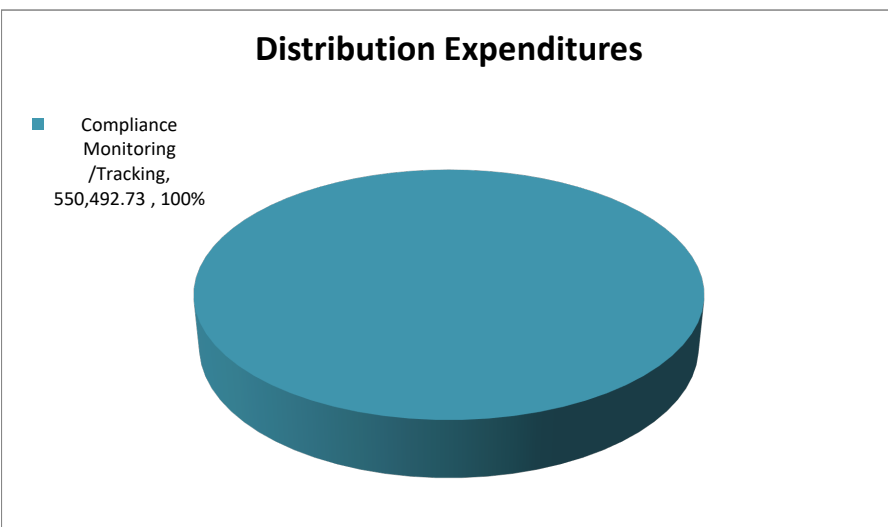
# Local DWI Program Expenditures Lea County FY21



Actual Funding: \$948,575.00  
 Actual Expenditures: \$864,582.52  
 Amount Reverted: \$83,992.48  
 Percentage Reverted: 8.85%



Actual Grant: \$325,318.00  
 Actual Expenditures: \$314,089.79  
 Amount Reverted: \$11,228.21  
 Percentage Reverted: 3.45%

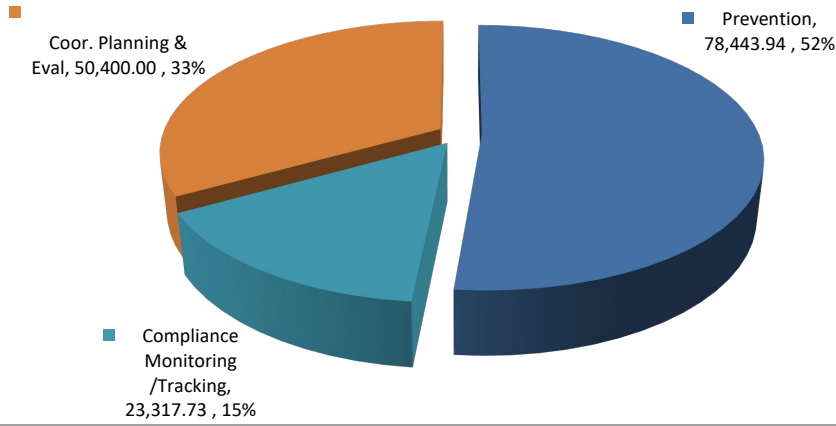


Actual Distribution: \$623,257.00  
 Actual Expenditures: \$550,492.73  
 Amount Reverted: \$72,764.27  
 Percentage Reverted: 11.67%

- Prevention
- Screening
- Comp. Monitoring/Tracking
- Alternative Sentencing
- Enforcement
- Outpatient Treatment
- Coord. Planning & Eval

# Local DWI Program Expenditures Lincoln County FY21

## Total Expenditures (Distribution Only)

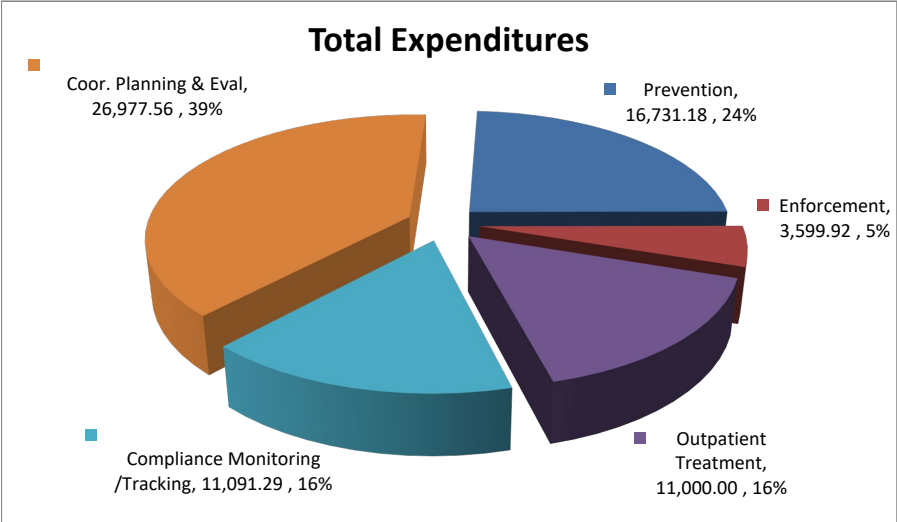


Actual Funding:	\$200,246.00
Actual Expenditures:	\$152,161.67
Amount Reverted:	\$48,084.33
Percentage Reverted:	24.01%

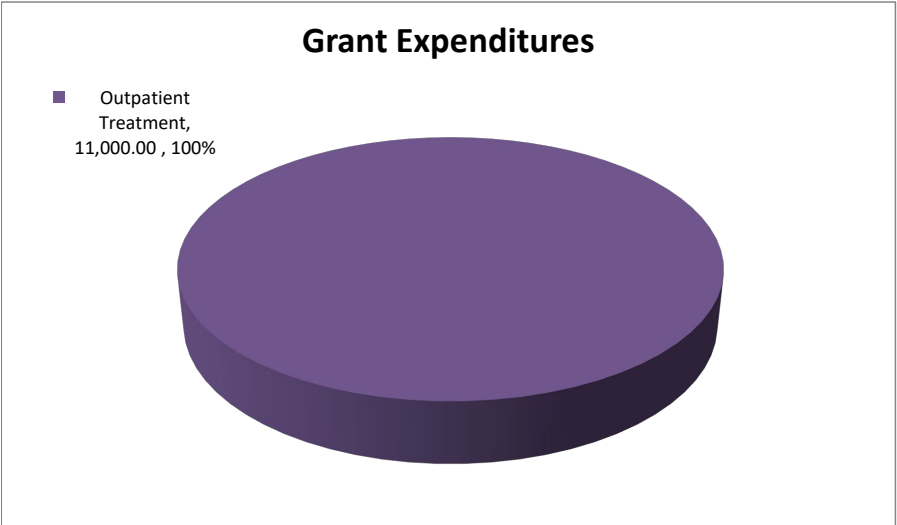
- Prevention
- Screening
- Comp. Monitoring/Tracking
- Alternative Sentencing
- Enforcement
- Outpatient Treatment
- Coord. Planning & Eval

- Prevention
- Screening
- Outpatient Treatment
- Coord. Planning & Eval
- Enforcement
- Domestic Violence
- Compliance Monitoring/Tracking
- Alternative Sentencing

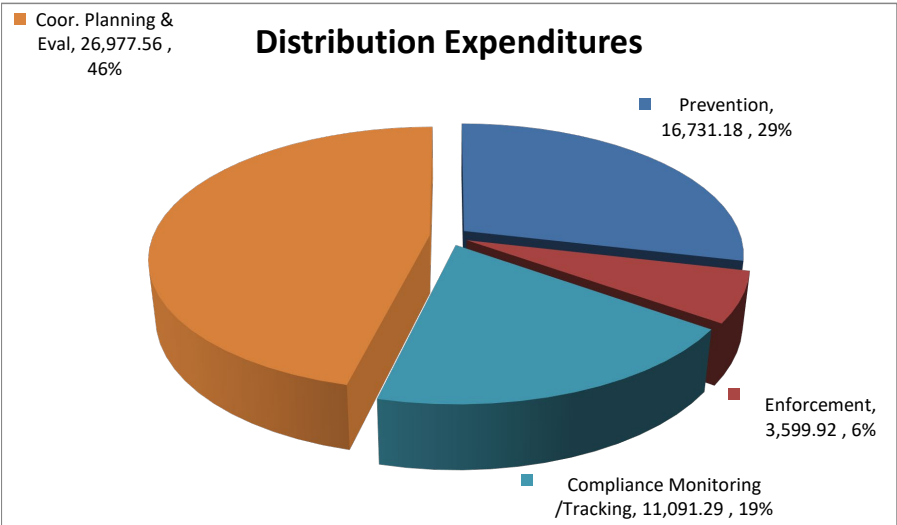
# Local DWI Program Expenditures Los Alamos County FY21



Actual Funding: \$89,855.09  
 Actual Expenditures: \$69,399.95  
 Amount Reverted: \$20,455.14  
 Percentage Reverted: 22.76%



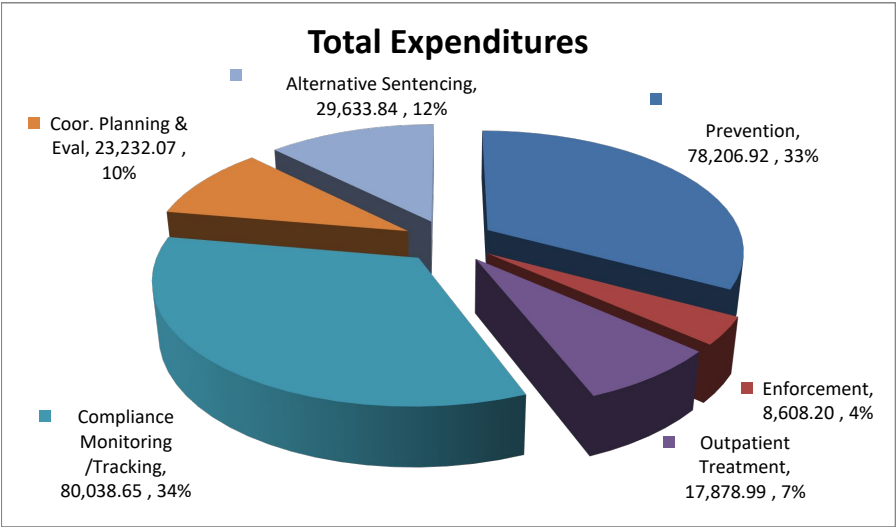
Actual Grant: \$11,000.00  
 Actual Expenditures: \$11,000.00  
 Amount Reverted: \$0.00  
 Percentage Reverted: 0.00%



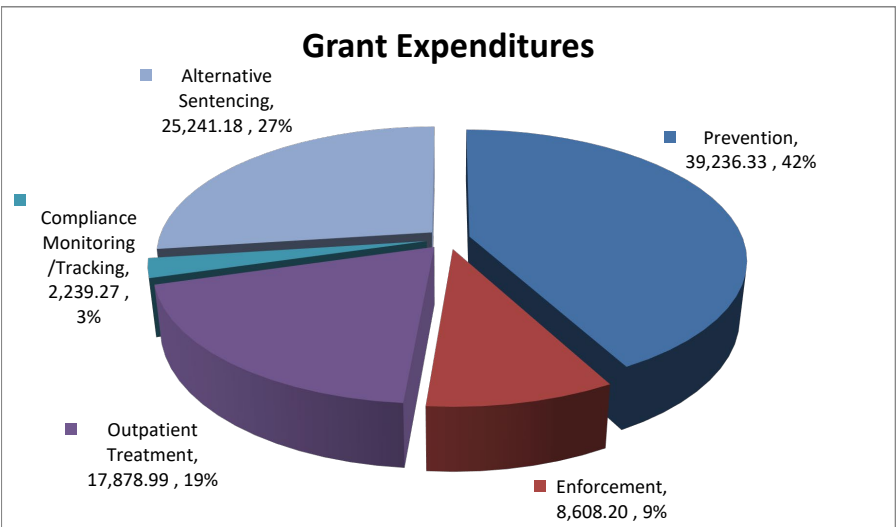
Actual Distribution: \$78,855.09  
 Actual Expenditures: \$58,399.95  
 Amount Reverted: \$20,455.14  
 Percentage Reverted: 25.94%

- Prevention
- Screening
- Comp. Monitoring/Tracking
- Alternative Sentencing
- Enforcement
- Outpatient Treatment
- Coord. Planning & Eval

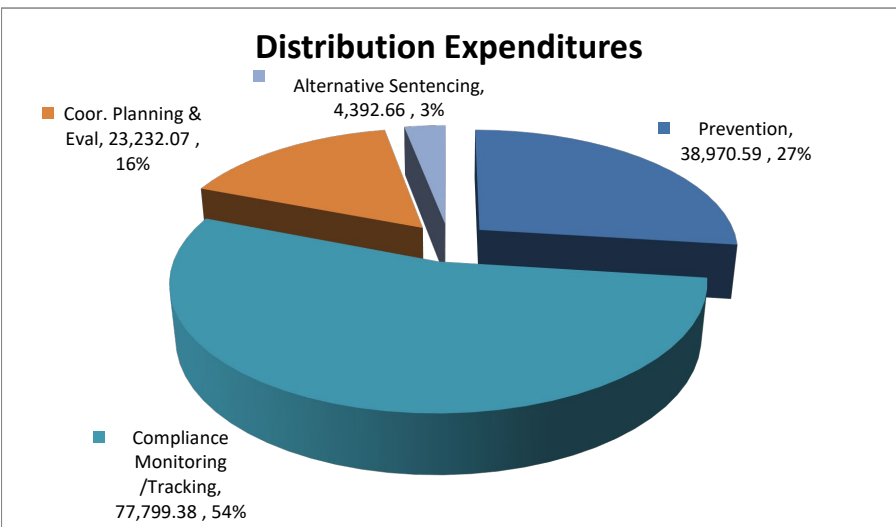
# Local DWI Program Expenditures Luna County FY21



Actual Funding: \$257,574.00  
 Actual Expenditures: \$237,598.67  
 Amount Reverted: \$19,975.33  
 Percentage Reverted: 7.76%



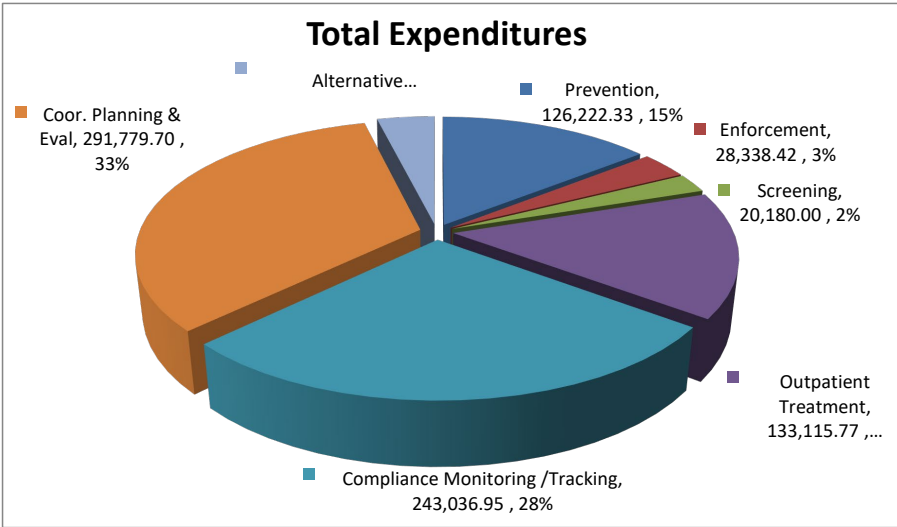
Actual Grant: \$94,633.00  
 Actual Expenditures: \$93,203.97  
 Amount Reverted: \$1,429.03  
 Percentage Reverted: 1.51%



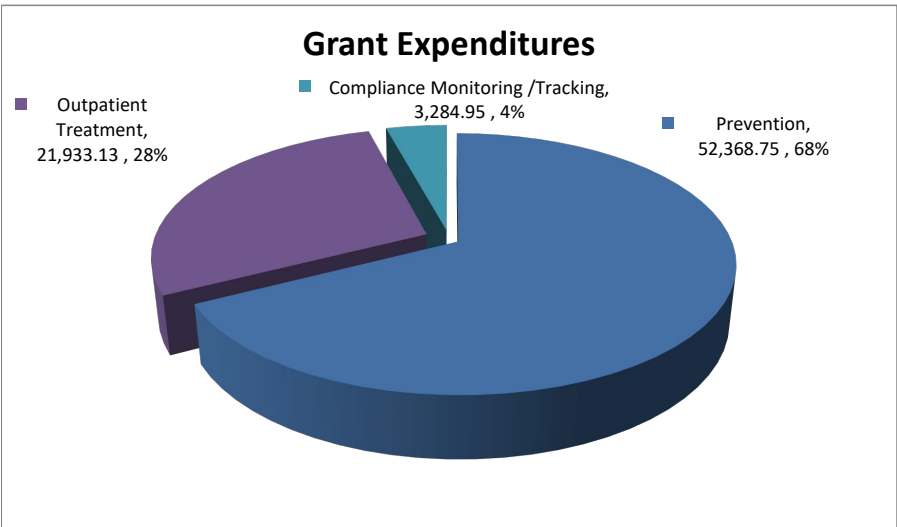
Actual Distribution: \$162,941.00  
 Actual Expenditures: \$144,394.70  
 Amount Reverted: \$18,546.30  
 Percentage Reverted: 11.38%

- Prevention
- Screening
- Comp. Monitoring/Tracking
- Alternative Sentencing
- Enforcement
- Outpatient Treatment
- Coord. Planning & Eval

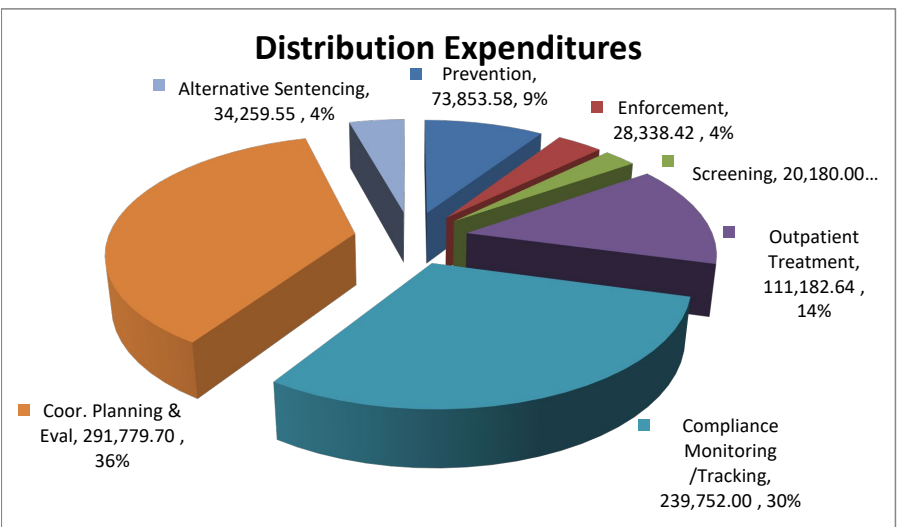
# Local DWI Program Expenditures McKinley County FY21



Actual Funding: \$1,004,056.00  
 Actual Expenditures: \$876,932.72  
 Amount Reverted: \$127,123.28  
 Percentage Reverted: 12.66%



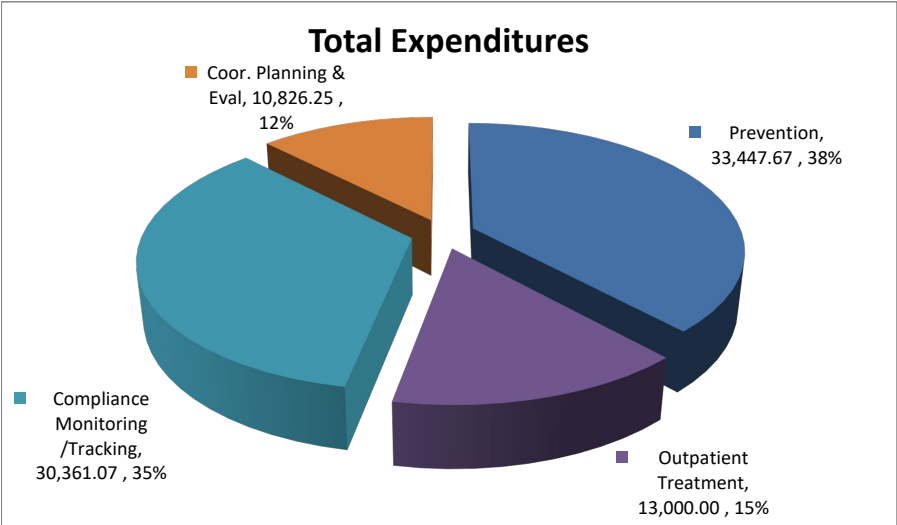
Actual Grant: \$200,987.00  
 Actual Expenditures: \$77,586.83  
 Amount Reverted: \$123,400.17  
 Percentage Reverted: 61.40%



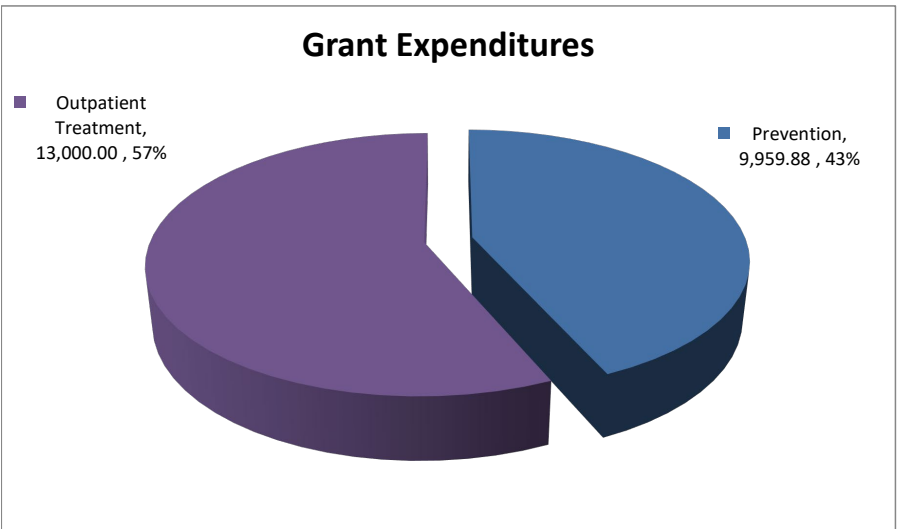
Actual Distribution: \$803,069.00  
 Actual Expenditures: \$799,345.89  
 Amount Reverted: \$3,723.11  
 Percentage Reverted: 0.46%

- Prevention
- Enforcement
- Screening
- Outpatient Treatment
- Comp. Monitoring/Tracking
- Coord. Planning & Eval
- Alternative Sentencing

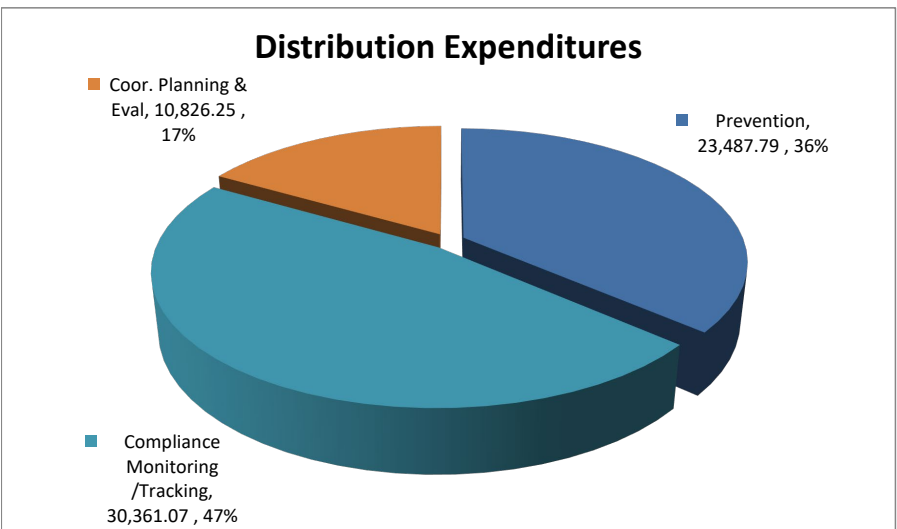
# Local DWI Program Expenditures Mora County FY21



Actual Funding: \$102,686.09  
 Actual Expenditures: \$87,634.99  
 Amount Reverted: \$15,051.10  
 Percentage Reverted: 14.66%



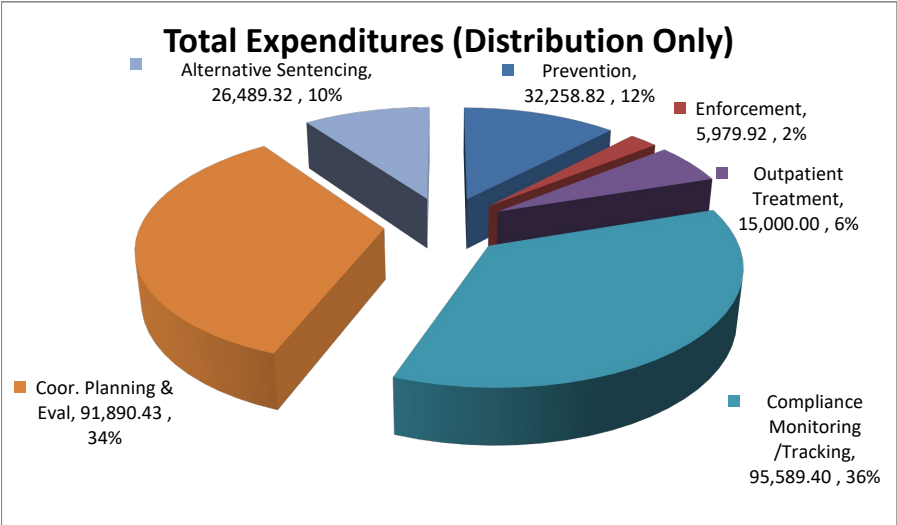
Actual Grant: \$23,831.00  
 Actual Expenditures: \$22,959.88  
 Amount Reverted: \$871.12  
 Percentage Reverted: 3.66%



Actual Distribution: \$78,855.09  
 Actual Expenditures: \$64,675.11  
 Amount Reverted: \$14,179.98  
 Percentage Reverted: 17.98%

- Prevention
- Enforcement
- Screening
- Outpatient Treatment
- Comp. Monitoring/Tracking
- Coor. Planning & Eval
- Alternative Sentencing

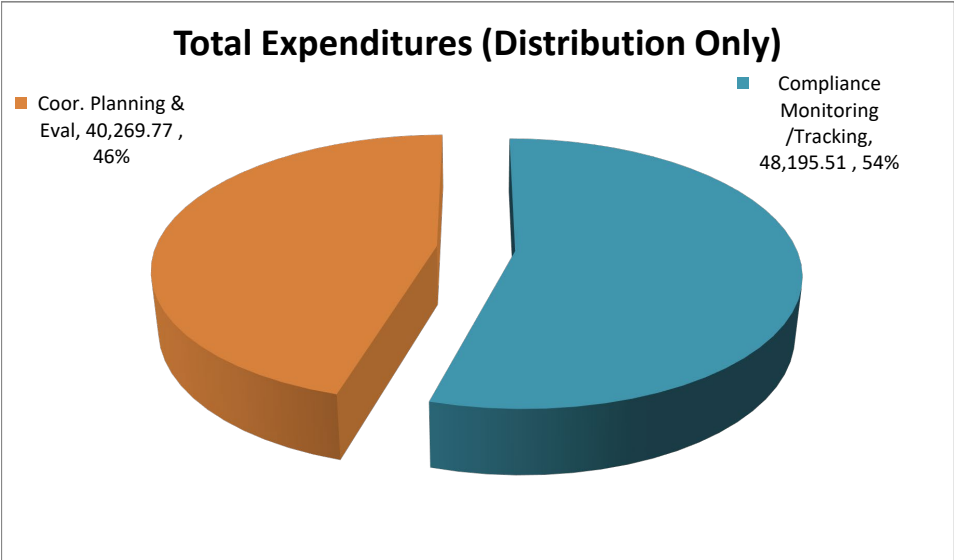
# Local DWI Program Expenditures Otero County FY21



Actual Funding:	\$326,578.00
Actual Expenditures:	\$0.00
Amount Reverted:	\$0.00
Percentage Reverted:	0.00%

- Prevention
- Screening
- Comp. Monitoring/Tracking
- Alternative Sentencing
- Enforcement
- Outpatient Treatment
- Coord. Planning & Eval

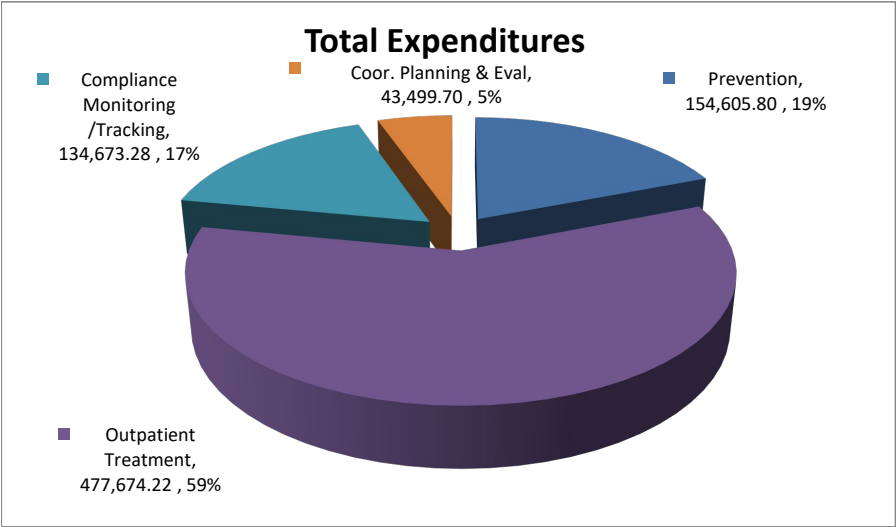
# Local DWI Program Expenditures Quay County FY21



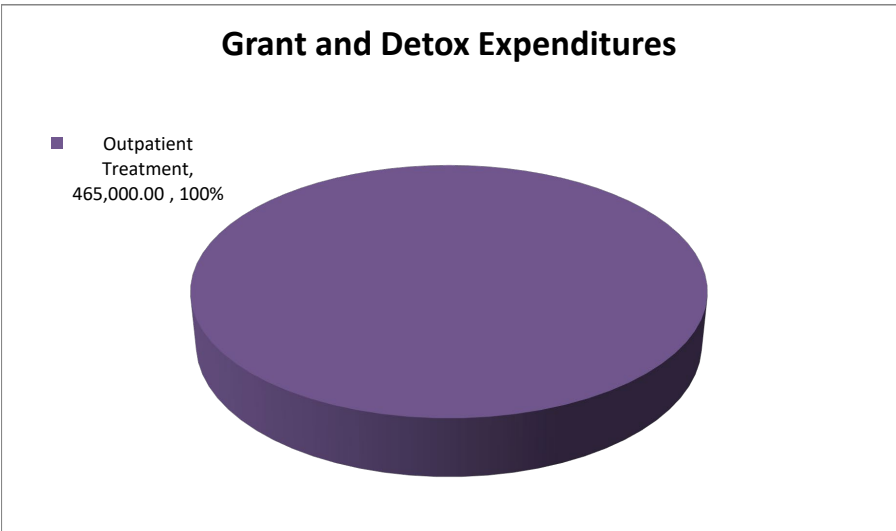
Actual Distribution:	\$107,307.00
Actual Expenditures:	\$88,465.28
Amount Reverted:	\$18,841.72
Percentage Reverted:	17.56%

- Prevention
- Screening
- Comp. Monitoring/Tracking
- Alternative Sentencing
- Enforcement
- Outpatient Treatment
- Coor. Planning & Eval

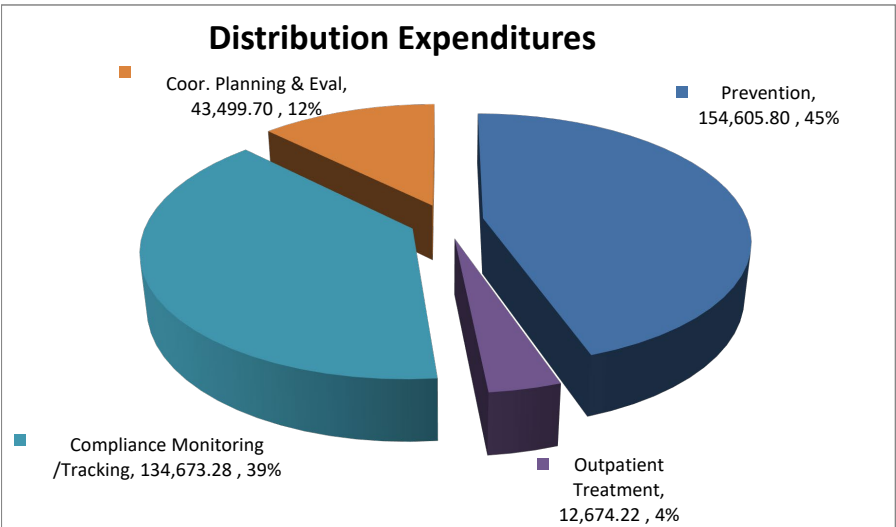
# Local DWI Program Expenditures Rio Arriba County FY21



Actual Funding: \$810,453.00  
 Actual Expenditures: \$810,453.00  
 Amount Reverted: \$0.00  
 Percentage Reverted: 0.00%



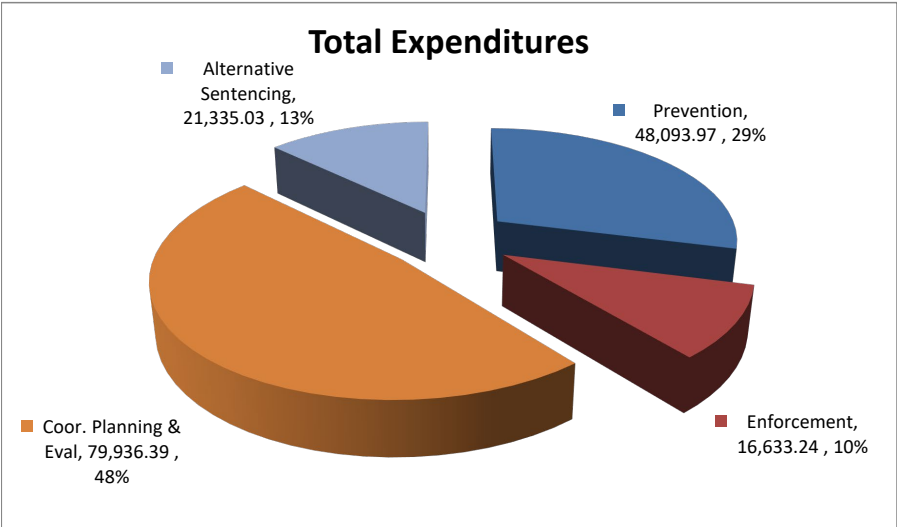
Actual Grant: \$465,000.00  
 Actual Expenditures: \$465,000.00  
 Amount Reverted: \$0.00  
 Percentage Reverted: 0.00%



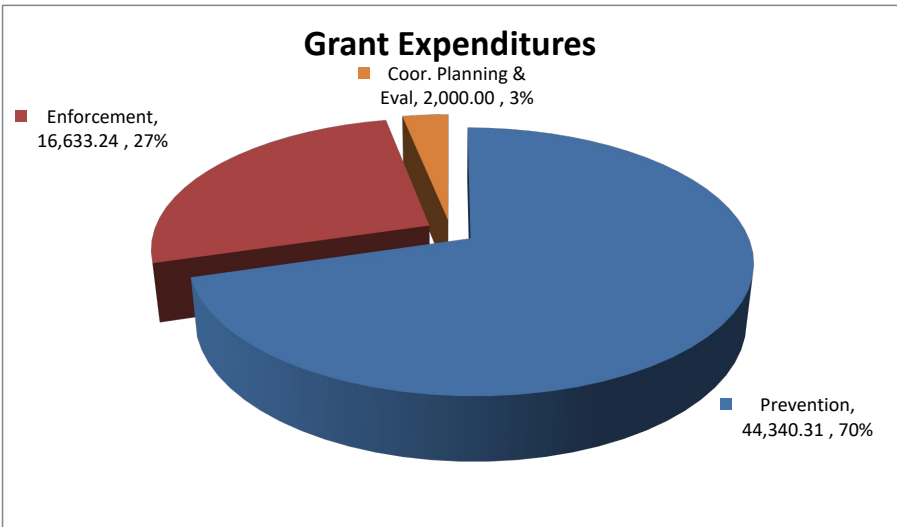
Actual Distribution: \$345,453.00  
 Actual Expenditures: \$345,453.00  
 Amount Reverted: \$0.00  
 Percentage Reverted: 0.00%

- Prevention
- Screening
- Comp. Monitoring/Tracking
- Alternative Sentencing
- Enforcement
- Outpatient Treatment
- Coord. Planning & Eval

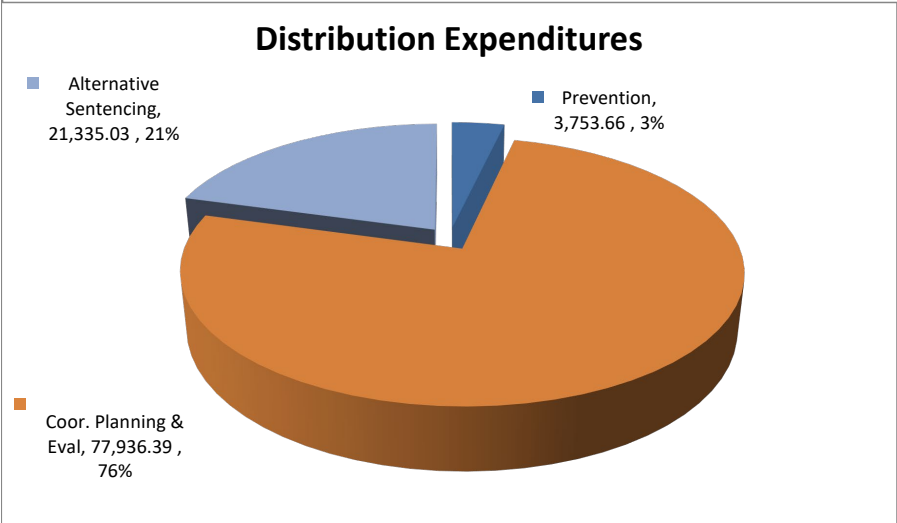
# Local DWI Program Expenditures Roosevelt County FY21



Actual Funding: \$186,748.00  
 Actual Expenditures: \$165,998.63  
 Amount Reverted: \$20,749.37  
 Percentage Reverted: 11.11%



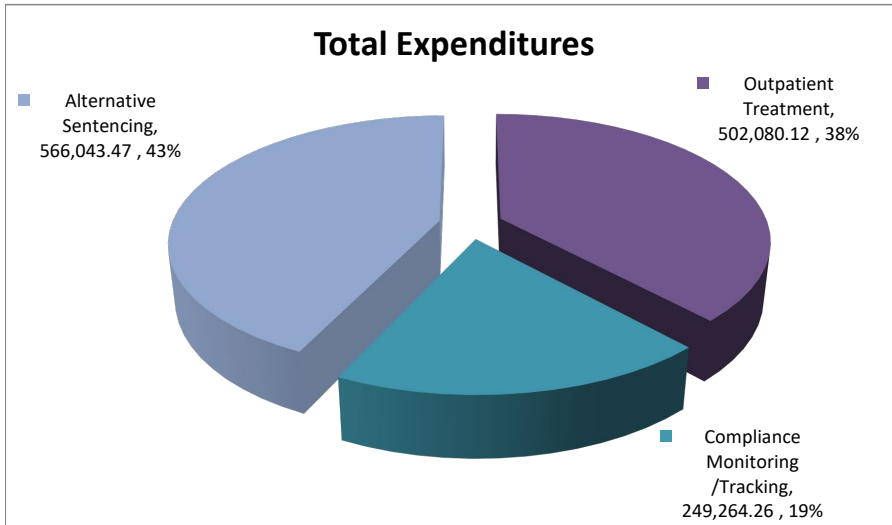
Actual Grant: \$65,000.00  
 Actual Expenditures: \$62,973.55  
 Amount Reverted: \$2,026.45  
 Percentage Reverted: 3.12%



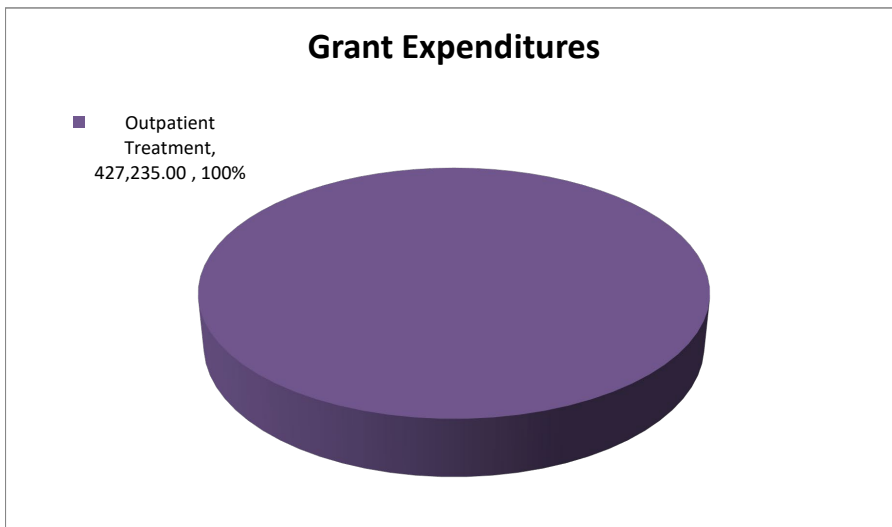
Actual Distribution: 121,748.00  
 Actual Expenditures: \$103,025.08  
 Amount Reverted: \$18,722.92  
 Percentage Reverted: 15.38%

- Prevention
- Screening
- Comp. Monitoring/Tracking
- Alternative Sentencing
- Enforcement
- Outpatient Treatment
- Coord. Planning & Eval

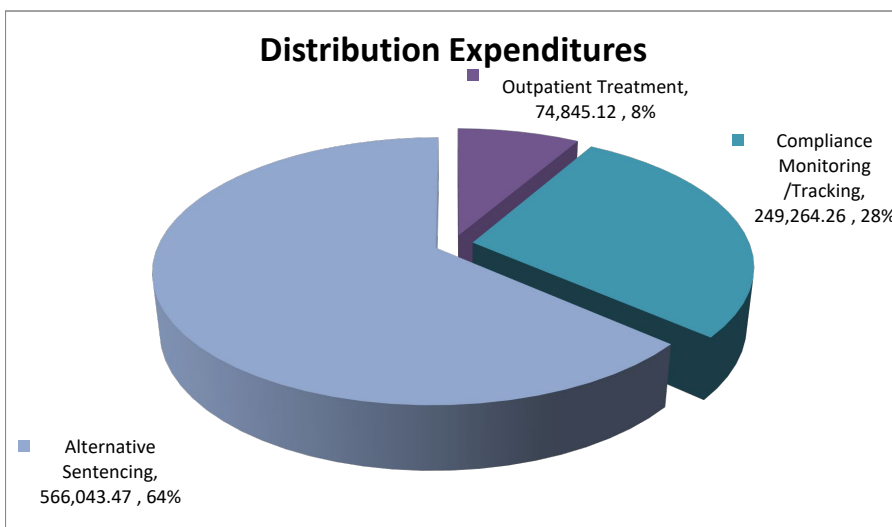
# Local DWI Program Expenditures San Juan County FY21



Actual Funding: \$1,547,237.00  
 Actual Expenditures: \$1,317,387.85  
 Amount Reverted: \$229,849.15  
 Percentage Reverted: 14.86%



Actual Grant: \$427,235.00  
 Actual Expenditures: \$427,235.00  
 Amount Reverted: \$0.00  
 Percentage Reverted: 0.00%



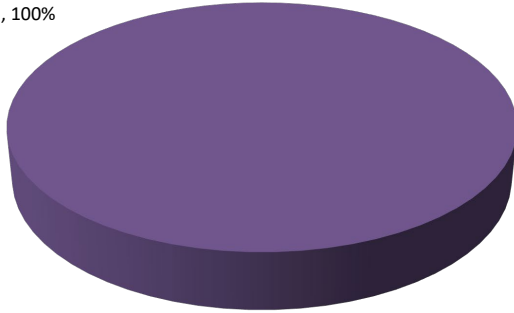
Actual Distribution: \$1,120,002.00  
 Actual Expenditures: \$890,152.85  
 Amount Reverted: \$229,849.15  
 Percentage Reverted: 20.52%

- Prevention
- Screening
- Comp. Monitoring/Tracking
- Alternative Sentencing
- Enforcement
- Outpatient Treatment
- Coord. Planning & Eval

# Local DWI Program Expenditures Farmington FY21

## Total Expenditures (Detox Grant Only)

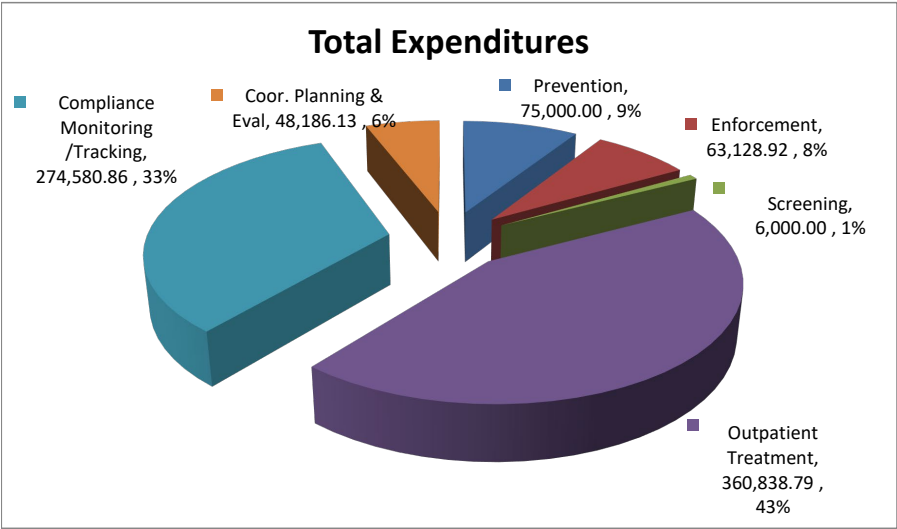
■ Outpatient Treatment, 300,000.00 , 100%



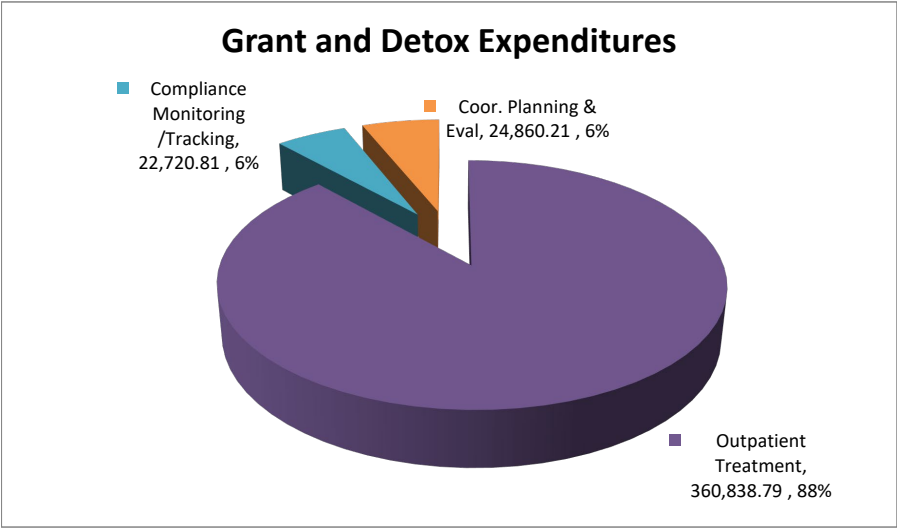
Actual Funding:	\$300,000.00
Actual Expenditures:	\$300,000.00
Amount Reverted:	\$0.00
Percentage Reverted:	0.00%

- Prevention
- Screening
- Outpatient Treatment
- Coord. Planning & Eval
- Enforcement
- Domestic Violence
- Compliance Monitoring/Tracking
- Alternative Sentencing

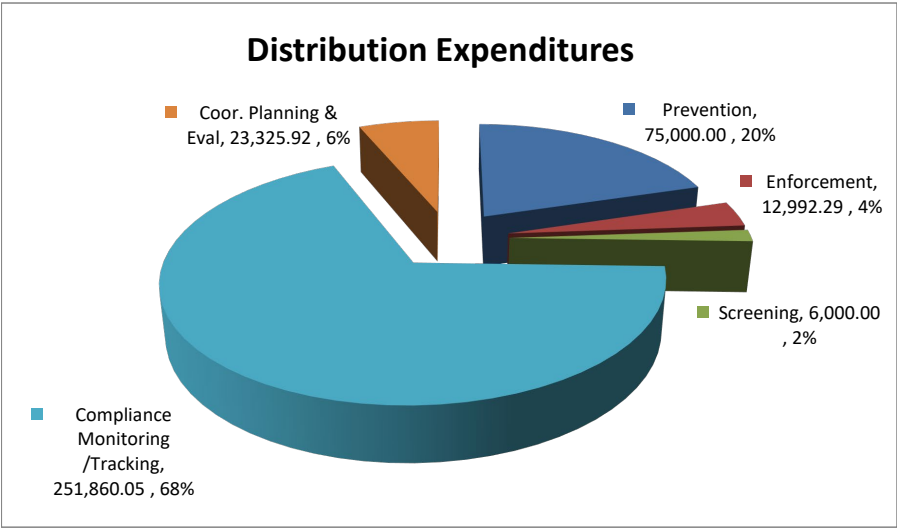
# Local DWI Program Expenditures Sandoval County FY21



Actual Funding: \$1,124,579.00  
 Actual Expenditures: \$827,734.70  
 Amount Reverted: \$296,844.30  
 Percentage Reverted: 26.40%



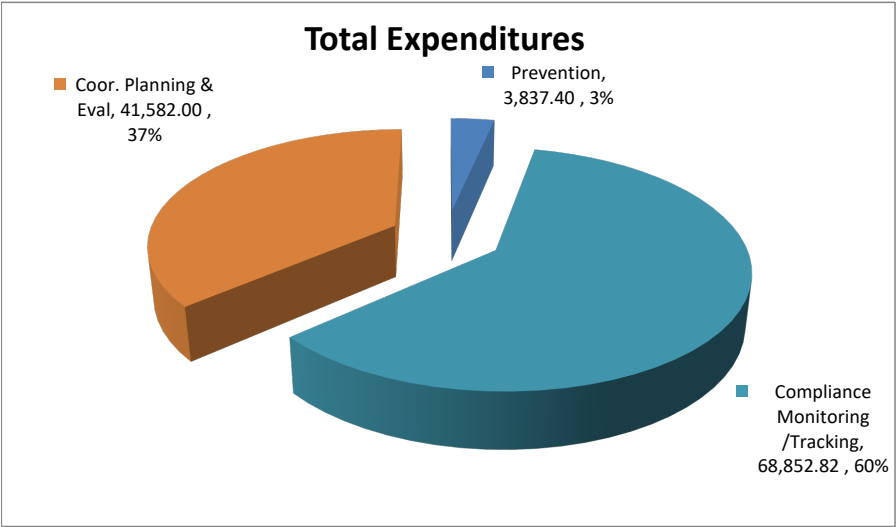
Actual Grant: \$581,091.00  
 Actual Expenditures: \$458,556.44  
 Amount Reverted: \$122,534.56  
 Percentage Reverted: 21.09%



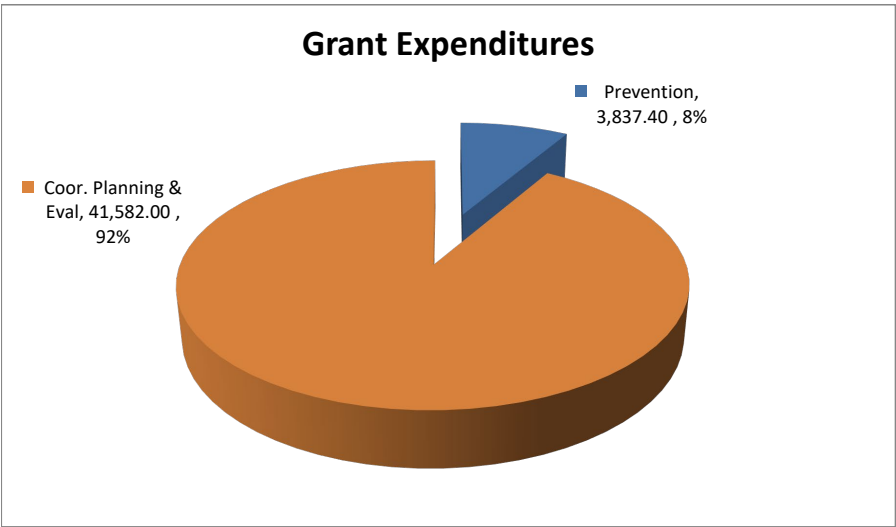
Actual Distribution: \$543,488.00  
 Actual Expenditures: \$369,178.26  
 Amount Reverted: \$174,309.74  
 Percentage Reverted: 32.07%

- Prevention
- Screening
- Comp. Monitoring/Tracking
- Alternative Sentencing
- Enforcement
- Outpatient Treatment
- Coord. Planning & Eval

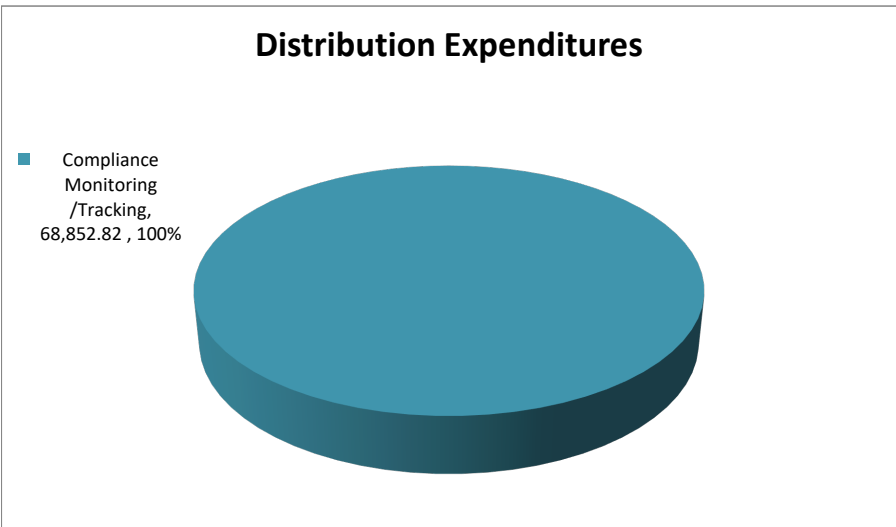
# Local DWI Program Expenditures Sierra County FY21



Actual Funding: \$168,212.00  
 Actual Expenditures: \$114,272.22  
 Amount Reverted: \$53,939.78  
 Percentage Reverted: 32.07%



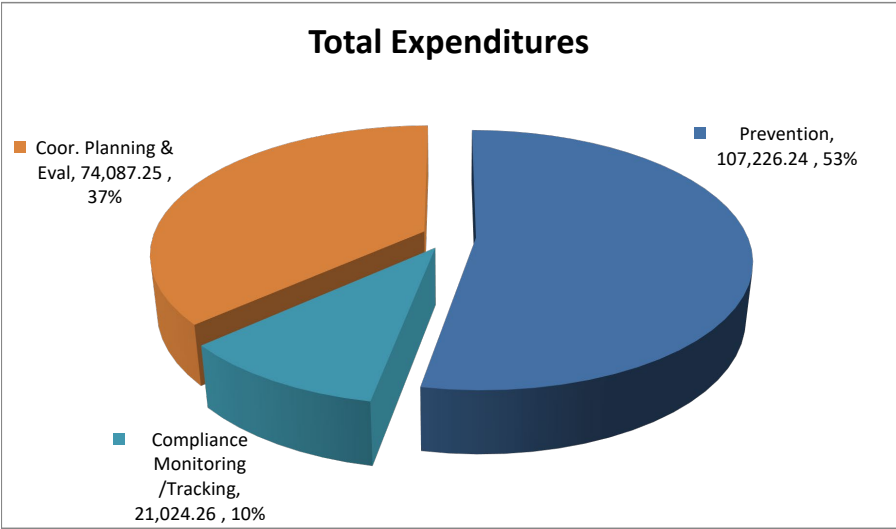
Actual Grant: \$76,597.00  
 Actual Expenditures: \$45,419.40  
 Amount Reverted: \$31,177.60  
 Percentage Reverted: 40.70%



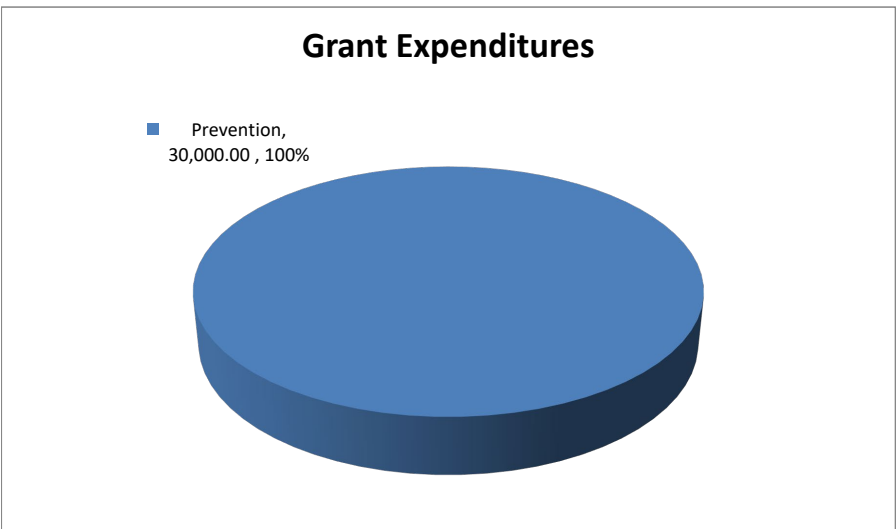
Actual Distribution: \$91,615.00  
 Actual Expenditures: \$68,852.82  
 Amount Reverted: \$22,762.18  
 Percentage Reverted: 24.85%

- Prevention
- Screening
- Comp. Monitoring/Tracking
- Alternative Sentencing
- Enforcement
- Outpatient Treatment
- Coord. Planning & Eval

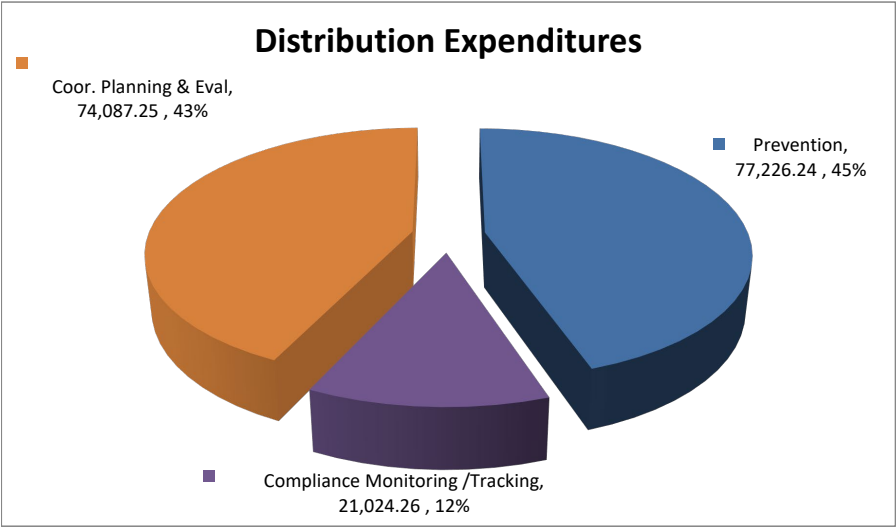
# Local DWI Program Expenditures San Miguel County FY21



Actual Funding: \$266,623.00  
 Actual Expenditures: \$202,337.75  
 Amount Reverted: \$64,285.25  
 Percentage Reverted: 24.11%



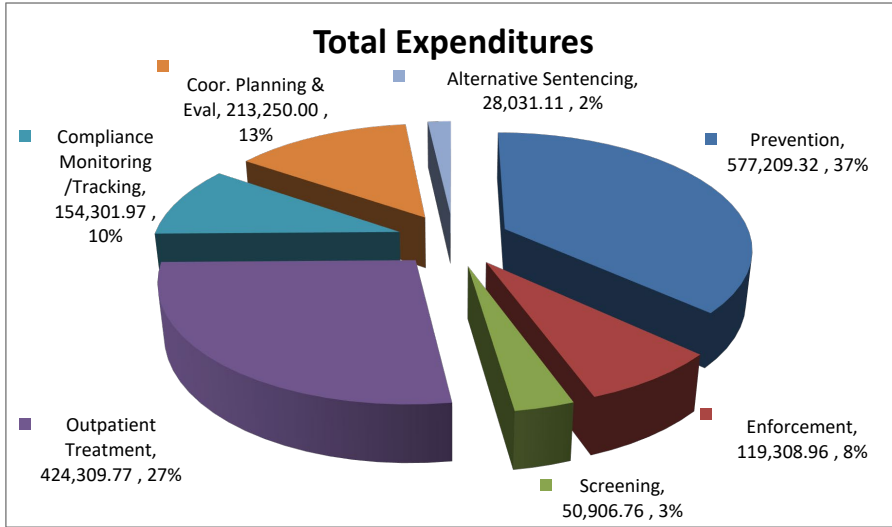
Actual Grant: \$30,000.00  
 Actual Expenditures: \$30,000.00  
 Amount Reverted: \$0.00  
 Percentage Reverted: 0.00%



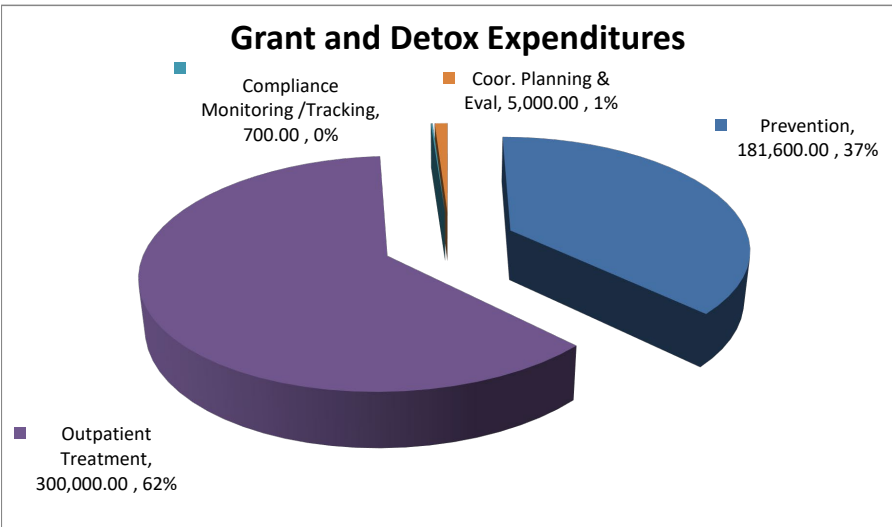
Actual Distribution: \$236,623.00  
 Actual Expenditures: \$172,337.75  
 Amount Reverted: \$64,285.25  
 Percentage Reverted: 27.17%

- Prevention
- Screening
- Comp. Monitoring/Tracking
- Alternative Sentencing
- Enforcement
- Outpatient Treatment
- Coord. Planning & Eval

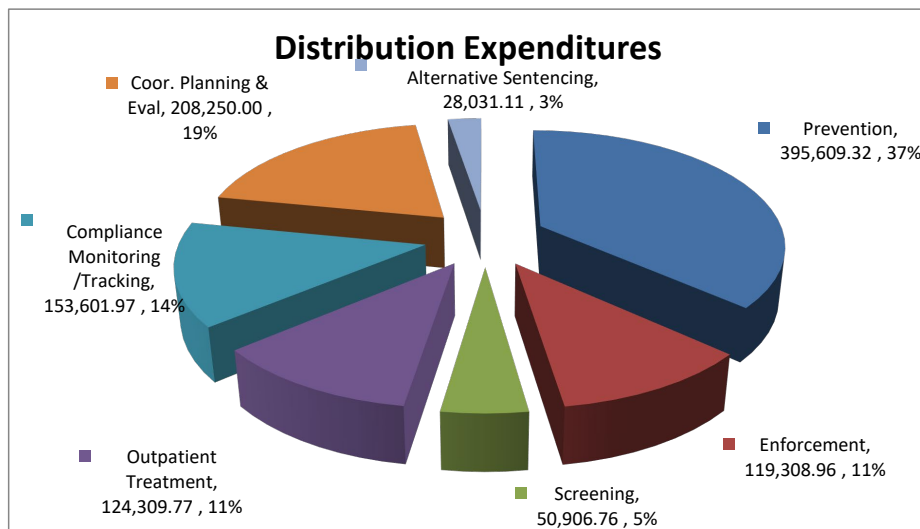
# Local DWI Program Expenditures Santa Fe County FY21



Actual Funding: \$1,922,053.00  
 Actual Expenditures: \$1,567,317.89  
 Amount Reverted: \$354,735.11  
 Percentage Reverted: 18.46%



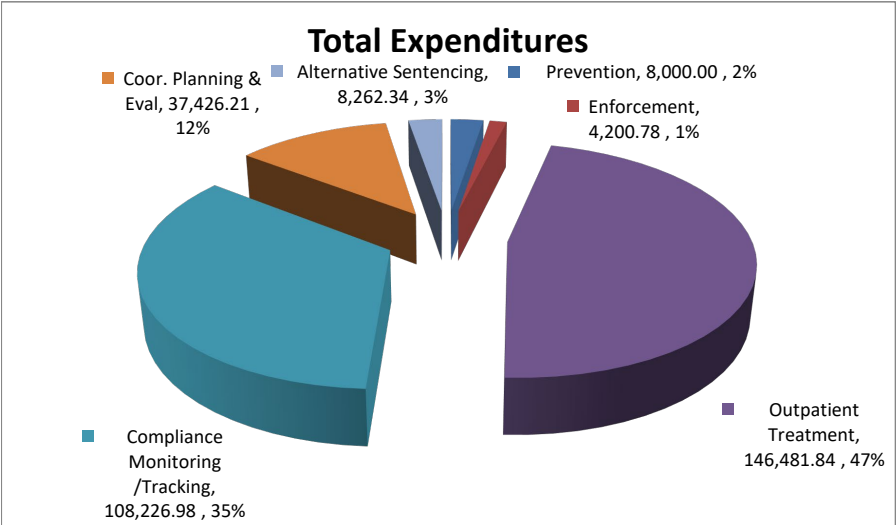
Actual Grant: \$533,000.00  
 Actual Expenditures: \$487,300.00  
 Amount Reverted: \$45,700.00  
 Percentage Reverted: 8.57%



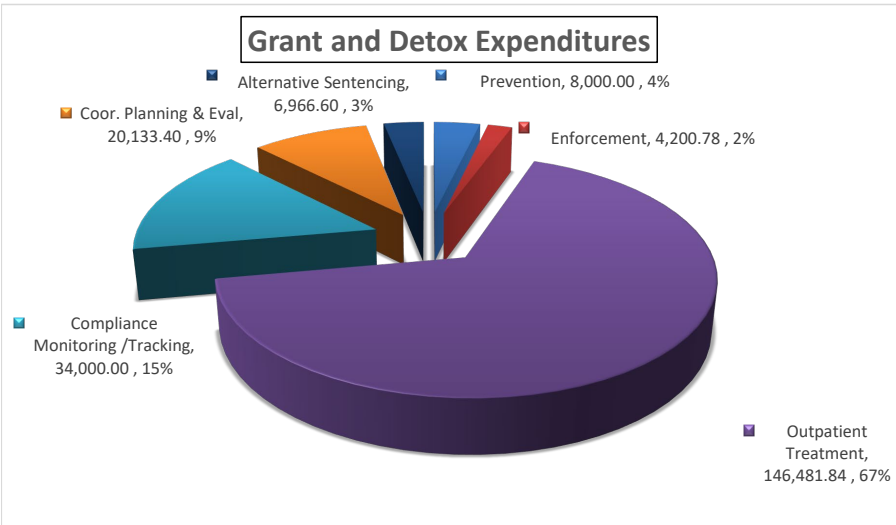
Actual Distribution: \$1,389,053.00  
 Actual Expenditures: \$1,080,017.89  
 Amount Reverted: \$309,035.11  
 Percentage Reverted: 22.25%

- Prevention
- Screening
- Comp. Monitoring/Tracking
- Outpatient Treatment
- Enforcement
- Coord. Planning & Eval
- Alternative Sentencing

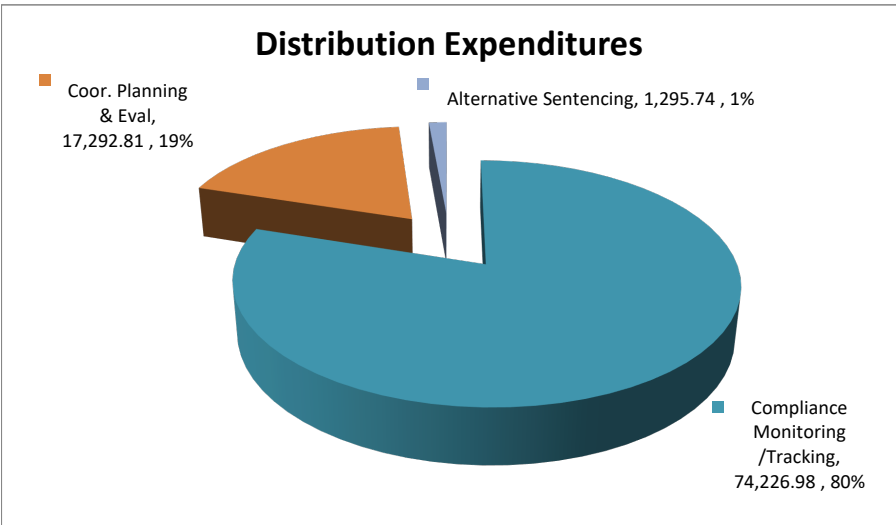
# Local DWI Program Expenditures Socorro County FY21



Actual Funding: \$344,074.00  
 Actual Expenditures: \$312,598.15  
 Amount Reverted: \$31,475.85  
 Percentage Reverted: 9.15%



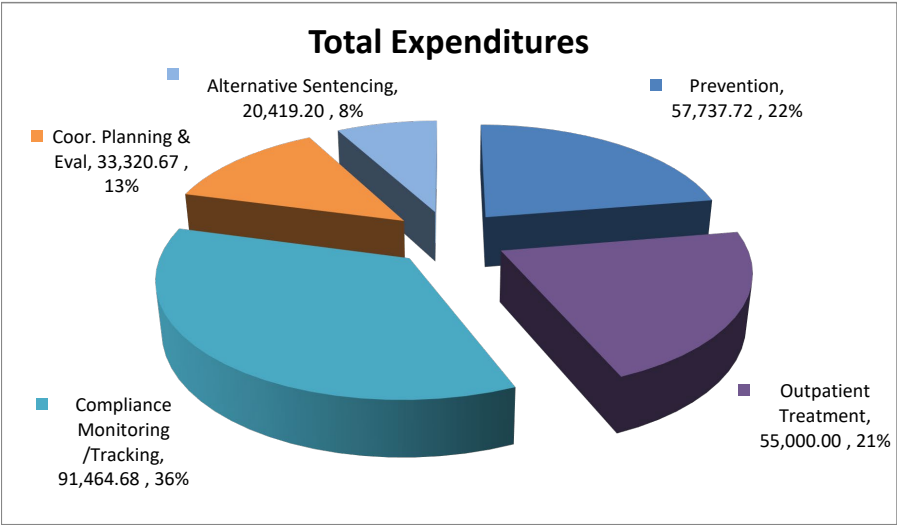
Actual Grant: \$229,210.00  
 Actual Expenditures: \$219,782.62  
 Amount Reverted: \$9,427.38  
 Percentage Reverted: 4.11%



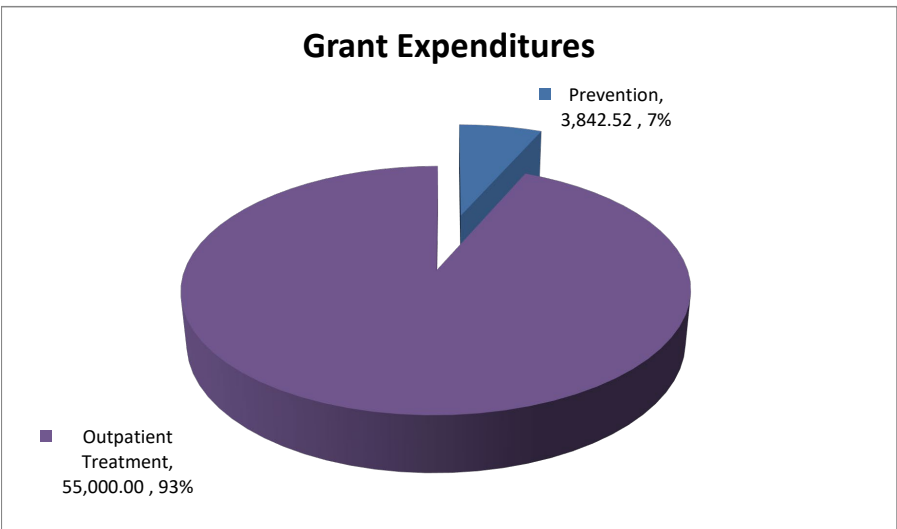
Actual Distribution: \$114,864.00  
 Actual Expenditures: \$92,815.53  
 Amount Reverted: \$22,048.47  
 Percentage Reverted: 19.20%

- Prevention
- Screening
- Comp. Monitoring/Tracking
- Alternative Sentencing
- Enforcement
- Outpatient Treatment
- Coor. Planning & Eval

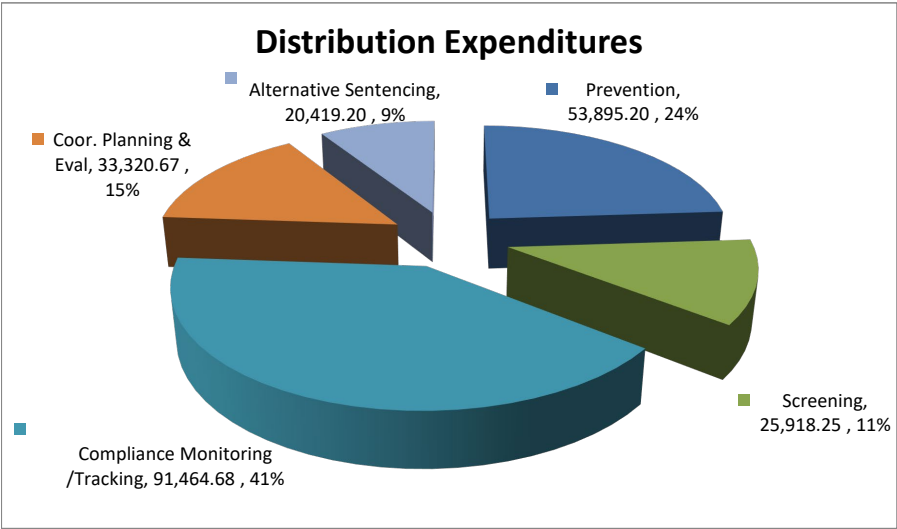
# Local DWI Program Expenditures Taos County FY21



Actual Funding: \$373,988.00  
 Actual Expenditures: \$283,860.52  
 Amount Reverted: \$90,127.48  
 Percentage Reverted: 24.10%



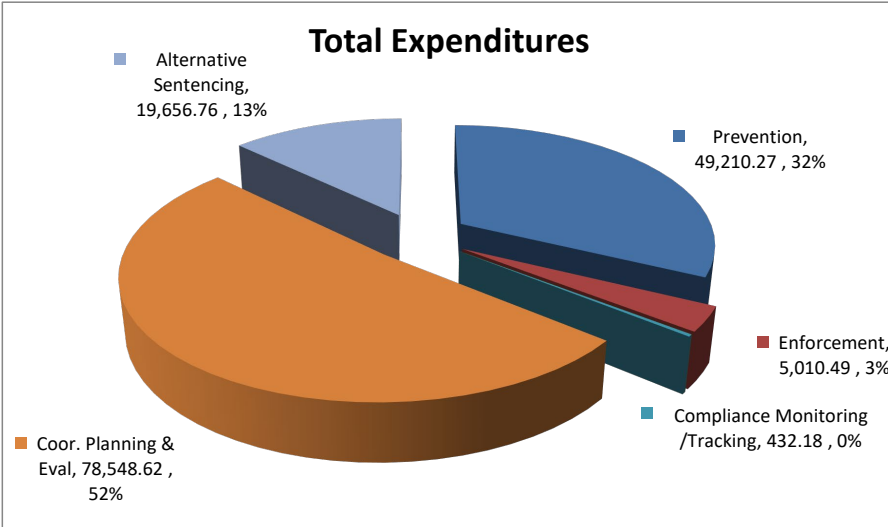
Actual Grant: \$85,000.00  
 Actual Expenditures: \$58,842.52  
 Amount Reverted: \$26,157.48  
 Percentage Reverted: 30.77%



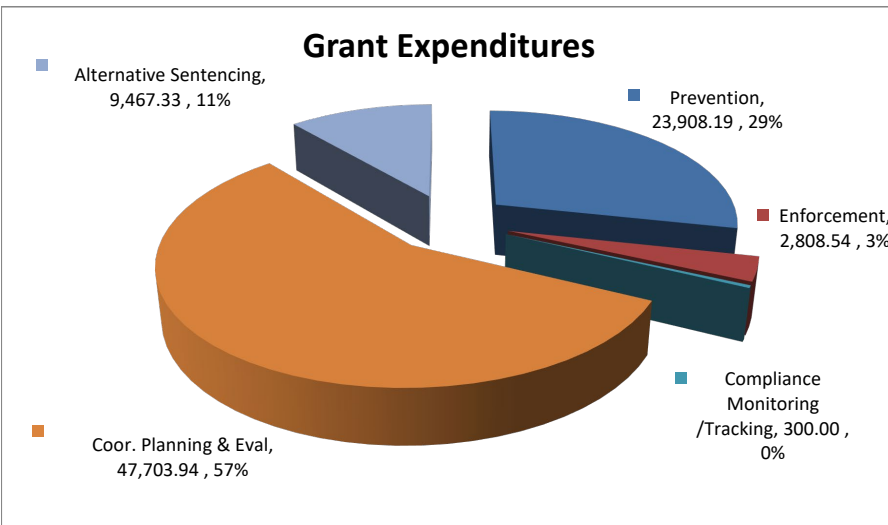
Actual Distribution: \$288,988.00  
 Actual Expenditures: \$225,018.00  
 Amount Reverted: \$63,970.00  
 Percentage Reverted: 22.14%

- Prevention
- Screening
- Comp. Monitoring/Tracking
- Enforcement
- Outpatient Treatment
- Coord. Planning & Eval
- Alternative Sentencing

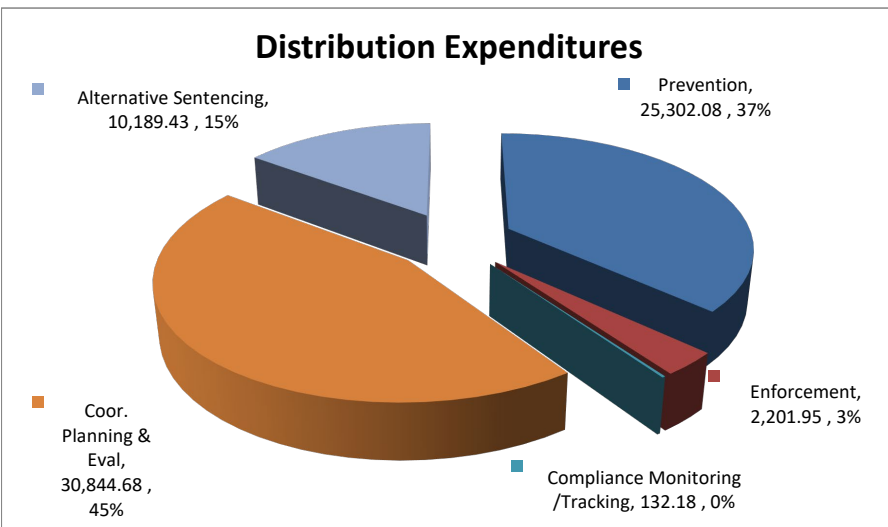
# Local DWI Program Expenditures Torrance County FY21



Actual Funding: \$183,146.00  
 Actual Expenditures: \$152,858.32  
 Amount Reverted: \$30,287.68  
 Percentage Reverted: 16.54%



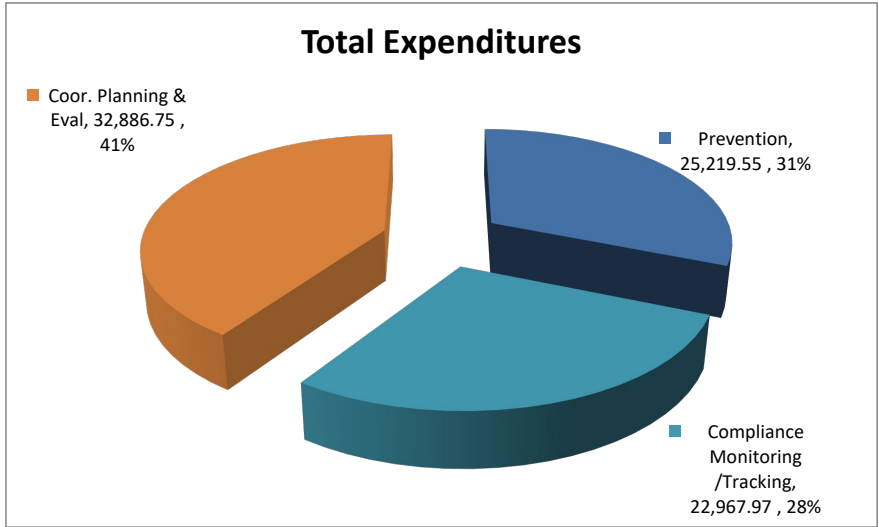
Actual Grant: \$84,188.00  
 Actual Expenditures: \$84,188.00  
 Amount Reverted: \$0.00  
 Percentage Reverted: 0.00%



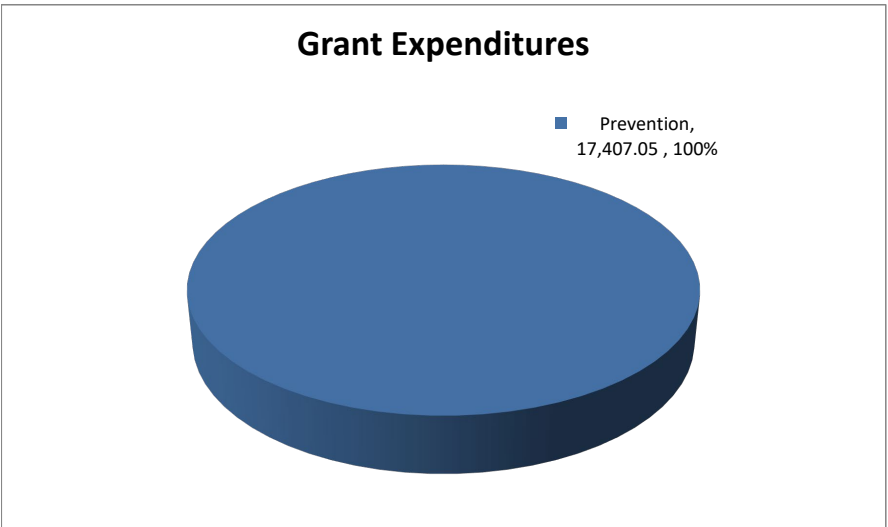
Actual Distribution: \$98,958.00  
 Actual Expenditures: \$68,670.32  
 Amount Reverted: \$30,287.68  
 Percentage Reverted: 30.61%

- Prevention
- Screening
- Comp. Monitoring/Tracking
- Alternative Sentencing
- Enforcement
- Outpatient Treatment
- Coor. Planning & Eval

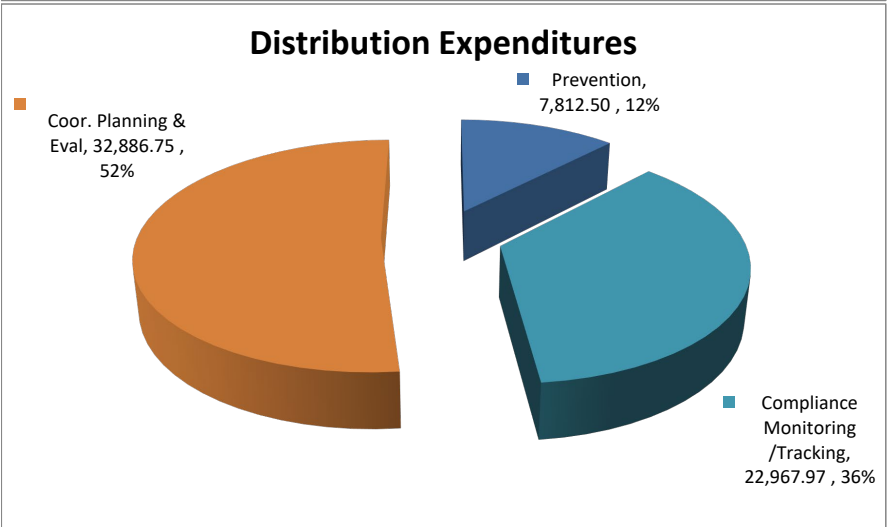
# Local DWI Program Expenditures Union County FY21



Actual Funding: \$114,471.09  
 Actual Expenditures: \$81,074.27  
 Amount Reverted: \$33,396.82  
 Percentage Reverted: 29.17%



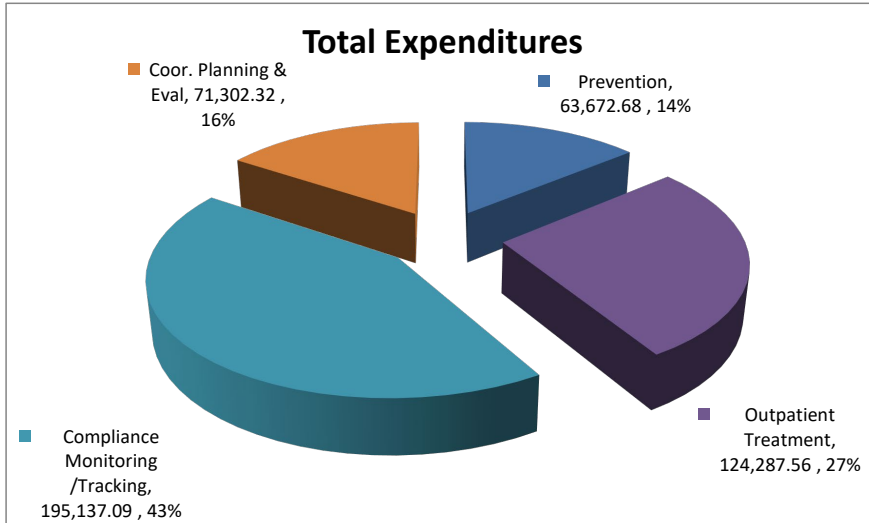
Actual Grant: \$35,616.00  
 Actual Expenditures: \$17,407.05  
 Amount Reverted: \$18,208.95  
 Percentage Reverted: 51.13%



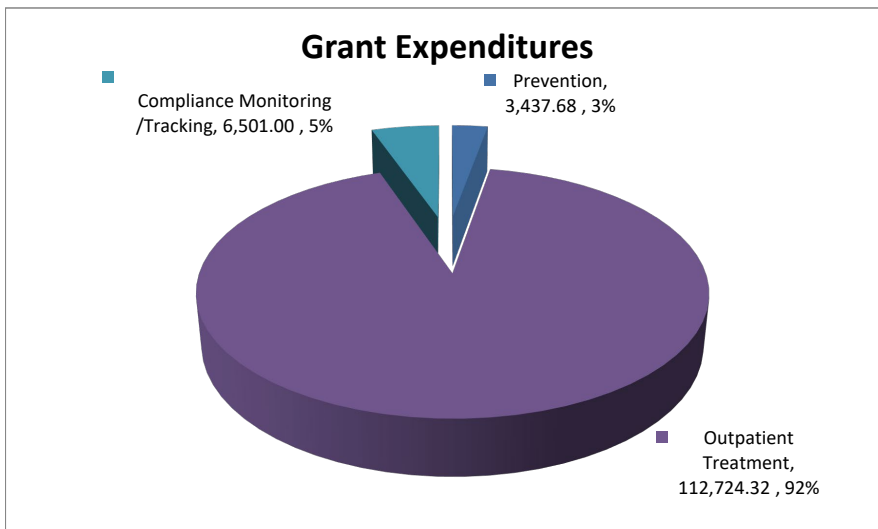
Actual Distribution: \$78,855.09  
 Actual Expenditures: \$63,667.22  
 Amount Reverted: \$15,187.87  
 Percentage Reverted: 19.26%

- Prevention
- Screening
- Comp. Monitoring/Tracking
- Alternative Sentencing
- Enforcement
- Outpatient Treatment
- Coord. Planning & Eval

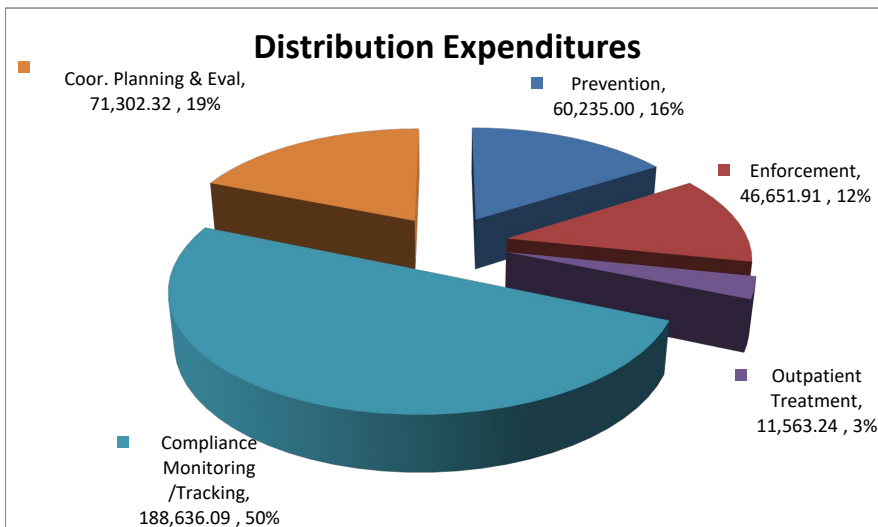
# Local DWI Program Expenditures Valencia County FY21



Actual Funding: \$554,147.00  
 Actual Expenditures: \$501,051.56  
 Amount Reverted: \$53,095.44  
 Percentage Reverted: 9.58%



Actual Grant: \$122,663.00  
 Actual Expenditures: \$122,663.00  
 Amount Reverted: \$0.00  
 Percentage Reverted: 0.00%



Actual Distribution: \$431,484.00  
 Actual Expenditures: \$378,388.56  
 Amount Reverted: \$53,095.44  
 Percentage Reverted: 12.31%

- Prevention
- Screening
- Comp. Monitoring/Tracking
- Alternative Sentencing
- Enforcement
- Outpatient Treatment
- Coord. Planning & Eval