

**FY24 LDWI Grant Program  
Annual Report**

**Local Government Division (LGD)**



**New Mexico  
Department of Finance  
and Administration**

## Contents

Local DWI Grant Program.....	2
LDWI Funding.....	2
Program Activity and Service Highlights.....	3
Prevention Activities.....	3
Law Enforcement.....	6
Screening.....	6
The IDA Assessment Profile Results:.....	7
Treatment and Detoxification Services.....	8
Compliance Monitoring/Tracking .....	9
Misdemeanor Compliance Professional Standards Council.....	9
Court Officer Basic Training .....	9
Alternative Sentencing.....	10
Evaluation .....	10
Native American Collaboration .....	12
Technical Assistance and Site Visits .....	12
Program Collaboration.....	13
Conclusion .....	13
Highlights from FY24 - Provided by Each County LDWI Program .....	15
County Program Contacts.....	22
Local DWI Program Expenditures FY24 .....	23

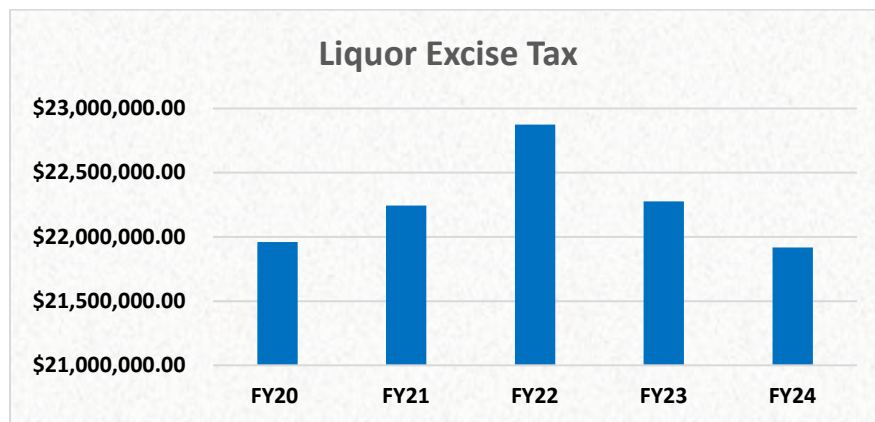
## Local DWI Grant Program

The mission of the LDWI grant program is to prevent or reduce the incidence of Driving While Intoxicated (DWI), alcoholism, alcohol abuse and alcohol related domestic abuse by funding specific services and activities at the local level. This document highlights services and activities provided through the funding from the Local Driving While Intoxicated (LDWI) Grant Fund during fiscal year 2024 (FY24) to the County DWI programs. The statewide program is administered by the Local Government Division (LGD) of the Department of Finance and Administration (DFA). Funds are awarded for specific programs and services in each of the 33 county programs in New Mexico which are designed to meet their local needs.

To receive LDWI funding, each county program is required to have a DWI Planning Council whose members are appointed by the chief elected officials in each respective county. Members can include, but are not limited to, county officials, service providers, law enforcement, treatment counselors, therapists, school administrators, local political leaders, representatives of Native American communities, and community members at large. The council's role is to serve in an advisory capacity by providing input on the annual LDWI application, identifying local gaps or needs and determining potential services and activities to reduce DWI recidivism, prevent DWI incidents or other issues related to alcohol abuse. The DWI Planning Council meetings should be held at least quarterly.

## LDWI Funding

County DWI Programs are currently funded with 45% of the Liquor Excise Tax, which is distributed per the Local DWI Grant Program Act, (11-6A NMSA 1978). The graph below indicates the amount of liquor excise tax received over the past 5 years.



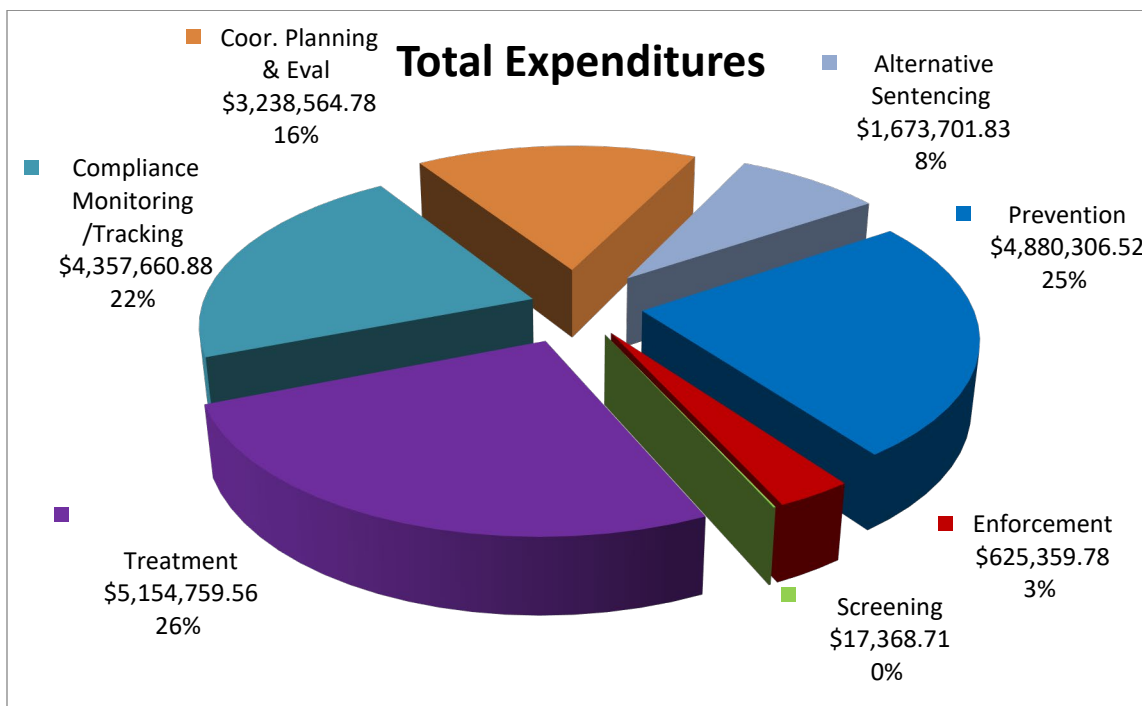
LDWI funding is allocated to all 33 counties through three different funding streams: (1) distribution funds, which are distributed to counties quarterly, (2) competitive grants, which are awarded through an annual application process and operate on a cash reimbursement basis, and (3) alcohol detoxification grants which also operate on a cash reimbursement basis and are

awarded per statute. Six counties, Bernalillo, Rio Arriba, Sandoval, Santa Fe, San Juan, and Socorro are eligible for the social detoxification and alcohol treatment grant funds pursuant to Section 11-6A-3(D) NMSA 1978. In FY24, DWI programs expended a total of \$22.73 million on programs and activities to reduce the incidence of DWI and alcohol abuse in New Mexico. Of the total funding expended, \$15.37 million were distribution funds, \$4.62 million were grant funds, and \$2.74 million were detoxification grant funds.

While the county DWI programs may receive funding from other sources to support their efforts, unless indicated, this report highlights activities and services funded by the liquor excise tax revenue.

### Program Activity and Service Highlights

County DWI programs fund activities and services within 7 components; (1) Prevention, (2) Law Enforcement, (3) Screening, (4) Treatment, (5) Compliance Monitoring/Tracking, (6) Coordination, Planning and Evaluation, and (7) Alternative Sentencing. This chart shows the LDWI Fund expenditures in FY24 by component:



### Prevention Activities

LDWI prevention activities include educating children, adolescents, families, and communities by directly addressing risk factors for DWI and alcohol-related incidents. The county DWI programs work to prevent DWIs and alcohol abuse by collaborating with partners to effectively influence communities in a positive manner through new or existing innovative or model programs. Programs continue to use social media sites to disseminate prevention

information and some conduct targeted prevention messages utilizing Geofencing. This method of prevention messaging has become an increasingly effective platform to reach a large and diverse audience. Providing evidence-based curriculum for students and adults, working with county commissioners or town councilors on social hosting laws, and organizing safe ride programs also continues to be focus areas for the county DWI programs.

In FY24, alcohol related prevention activities continue to play a crucial role in the work that the local DWI programs perform. These activities follow the Center for Substance Abuse Prevention (CSAP) and the Strategic Prevention Framework (SPF) guidelines and include, but are not limited to, activities such as:



BILLBOARDS

ENVIRONMENTAL APPROACHES

RIDE SHARE

**PLAN AHEAD FOR A SAFE RIDE HOME**

BERNARDINO COUNTY BEHAVIORAL HEALTH SERVICES CARES ABOUT YOUR SAFETY

**NIGHT OUT CHECKLIST**

- Invite a friend or group of friends
- Pick out the perfect outfit
- Find the right shoes and accessories
- Know your standard drink size limit
- Designate a driver or secure a ride share service
- Get home safe

**BERNARDINO COUNTY** Behavioral Health Services

**NO DRUGS & COMBIS**

BE RESPONSIBLE AND PROTECT YOURSELF, YOURSELF AND OTHERS

IT COULD HAPPEN TO YOU.

Only you can keep yourself safe.

**\$10,000**

LIMA COUNTY DWI PROGRAM

A DWI Conviction Can Stay on Your Record for 66 Years. Do you have that kind of time?

**McKinley County DWI Program**

Don't Drink and Drive

1800-776-8248  
2024 E. 4th Ave.  
Gallup, NM 87302

**DWI**

Teeth, knees, gloves, and driving force gloves.

**STOP DWI**

Don't Drink and Drive

IT'S NEVER TOO EARLY TO START TALKING ABOUT UNDERAGE DRINKING

More than 10% of 12 to 17 year olds have consumed alcohol

More than 20% of 18 to 24 year olds have consumed alcohol

More than 90% of 25 to 34 year olds have consumed alcohol

More than 90% of 35 to 44 year olds have consumed alcohol

talk

They Will Take Your Clearance I Will Take Your License

Have a Plan Don't Drink and Drive

**DWI** I-85 ALABAMA

**STOP**

Smart Choice Ride Torrance County DWI

BE RESPONSIBLE AND PROTECT YOURSELF, YOURSELF AND OTHERS

ALCOHOL IS THE #1 YOUTH DRUG PROBLEM IN NEW MEXICO

THE EASIEST PLACE FOR KIDS TO GET ALCOHOL IS IN YOUR OWN KITCHEN. LOCK UP OR TRACK YOUR ALCOHOL

**UNDERAGE DRINKING PREVENTION STARTS WITH YOU!**

Please Keep Alcohol Out of the Hands of Kids

Luna County DWI Program

**HELP KEEP OUR ROADS SAFE!**

WE WANT TO REACH HOME SAFELY

LOOK ALIKE WHEN YOU'RE DRIVING DRUNK AS A LOT OF US ARE. DON'T GET DRUNK AND DRIVE. IT'S YOUR RESPONSIBILITY TO STAY SAFE AND SOBER.

**BE ABOVE THE INFLUENCE**

Be Above the Influence

**ALCOHOL, DRUGS & TEXTING WHILE DRIVING KILLS**

Chaves County DWI Prevention Program

**THE DESIGNATED DRIVER. A TEAMMATE FOR LIFE!**

Designate a SOBER driver for the big game!

A reminder from The Elko County DWI Program

WORTH IT. JUST IS. SOBER RIDE HOME

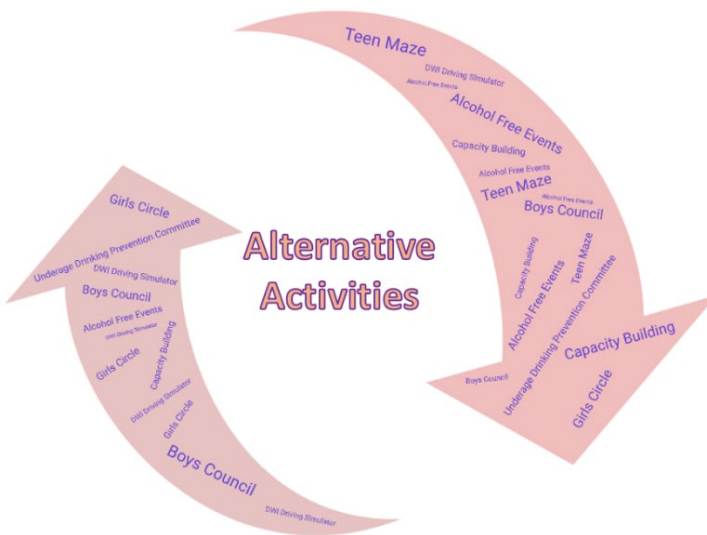
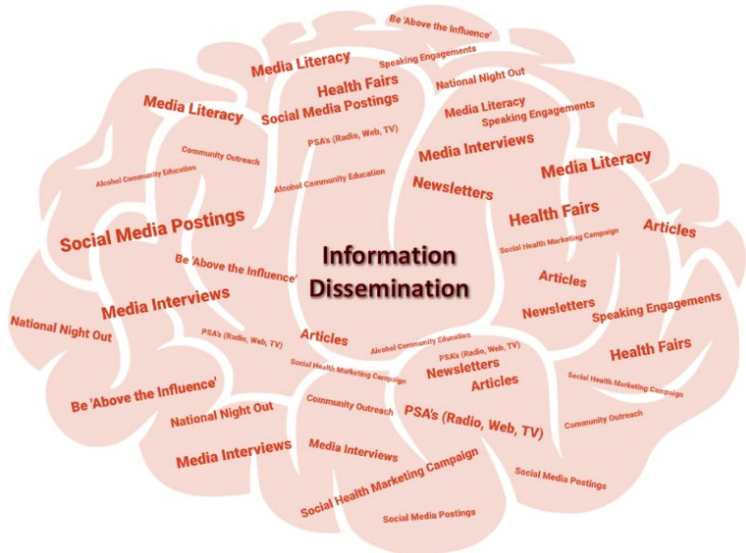
**END DWI**

DON'T LET THIS BE YOUR FUTURE.

**Buzzed Driving IS Drunk Driving!**

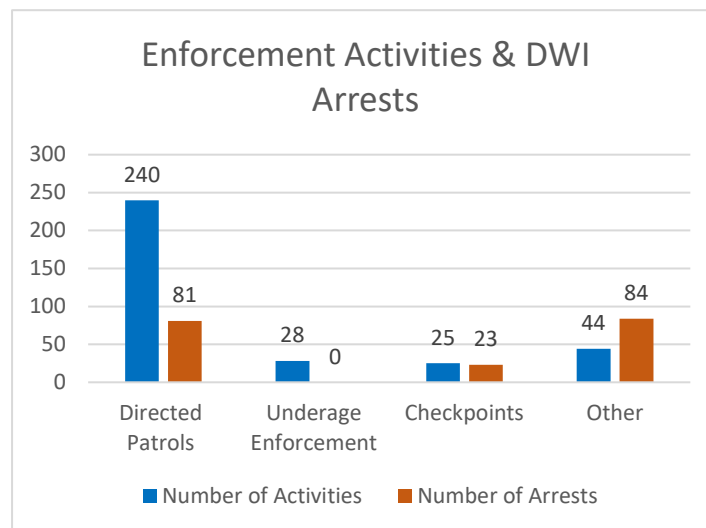
A reminder from the Grant County DWI Program

Grant County DWI UNDERAGE DRINKING PREVENTION PROGRAM



## Law Enforcement

Law enforcement plays an integral role in all facets of preventing and reducing DWI. They participate in educating the public of the perceived risk of arrest and work closely with most of the county DWI programs. There is evidence that when enforcement activities are done in conjunction with media campaigns associated with those activities, the number of people drinking and driving decreases. The county DWI Programs continued their support of law enforcement by funding overtime in law enforcement activities, such as directed patrols and checkpoints. These activities produced 188 DWI arrests as well as increased the police presence on New Mexico roadway through 337 LDWI funded check points, directed patrols, and other enforcement activities.



## Screening

All county DWI programs that receive LDWI funding are required, per NMSA 1978 Section 66-8-102L, to screen and track DWI offenders using the DFA-approved screening program. The screening program consists of the Impaired Driving Assessment (IDA) which is designed to address broad issues of initial risk screening for offenders convicted of impaired-driving offenses and the approved tracking database.

The National Highway Traffic Safety Association (NHTSA) provided funding to the American Probation and Parole Association (APPA) to develop an instrument that can increase the probability of identifying a DWI offender’s risk of engaging in future conduct of impaired driving, and to help determine the most effective community supervision that could reduce the risk. The outcome of this partnership was the Impaired Driving Assessment (IDA).

The following offender profile information is based on the Clients Screened Demographics Report from the DFA approved screening program. The data reflects the convicted DWI offenders screened by all the county programs:

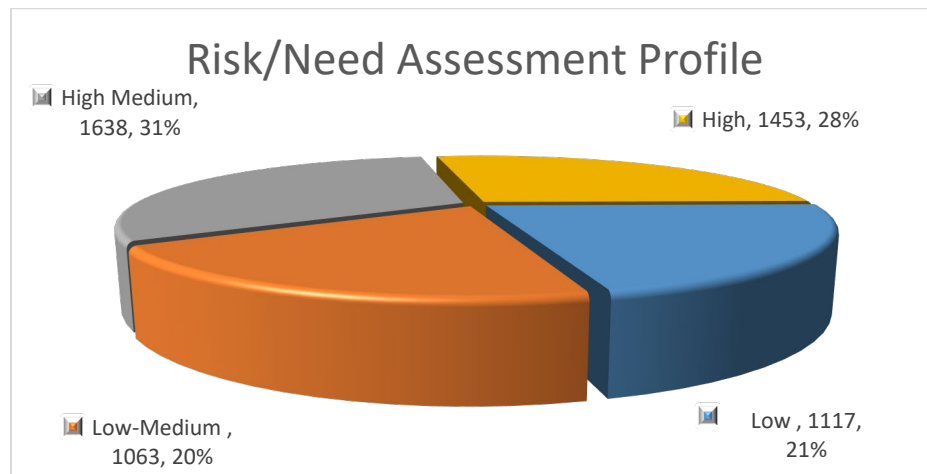
5,375 DWI Offenders were screened statewide in FY24

- 71% were male
- 29% were female
- 81% were between the ages of 21 and 50 (with an average age of 35)
- 47% were Hispanic
- 25% were Native American
- 21% were White
- 78% had 12 or more years of education
- 29% had an annual income of less than \$10,000
- 16% had an annual income of between \$10,001 and \$20,000
- 69% were employed at the time of their conviction

### The IDA Assessment Profile Results:

Risk is defined as the probability of an individual convicted of one DWI being arrested for a subsequent DWI offense. Generally, higher risk offenders need more supervision and resources than lower risk offenders. Higher Need scores suggest the client may need additional referrals for services and resources such as alcohol treatment, educational or employment opportunities, assistance with housing or food security.

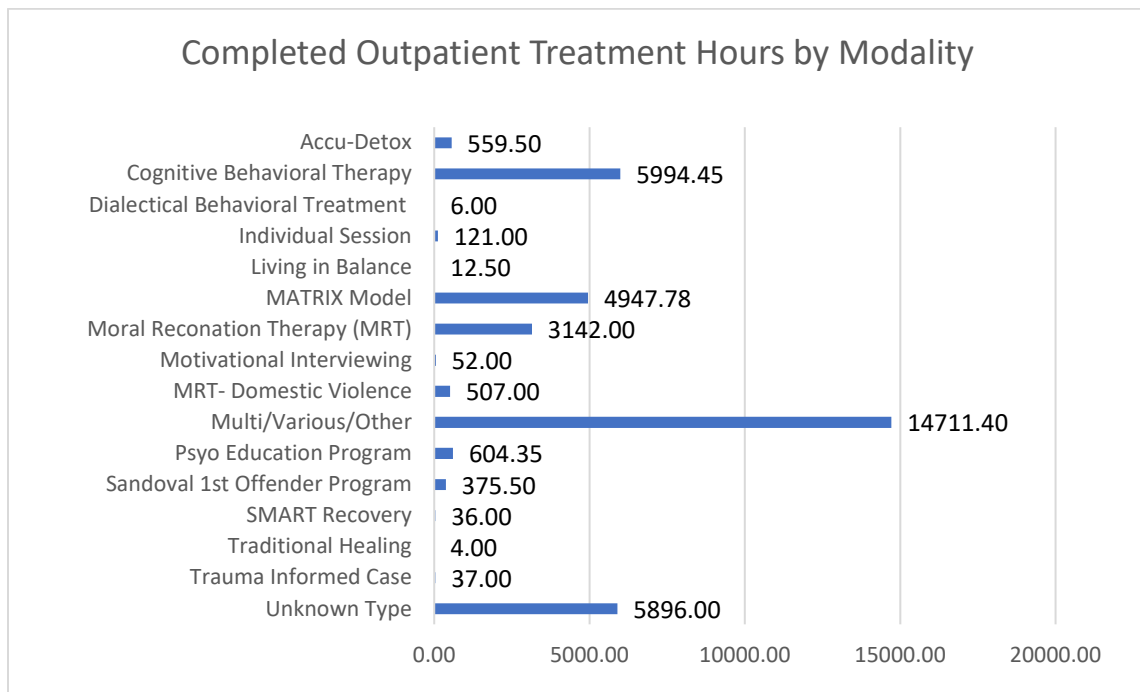
This chart displays the assessment profile results of the DWI clients screened in FY24:



## Treatment and Detoxification Services

Treatment is a vital focus of the LDWI program. By statute (Section 11-6A-3(G) NMSA 1978), 65% of grant funds must be awarded for treatment. In FY24, 72% of the DWI and Detoxification Grant funds were awarded for treatment. DWI offenders are referred to alcohol abuse treatment whether the treatment is funded by LDWI or through other funding sources. As reported in the database, in FY24, 2,391 offenders were referred to alcohol abuse treatment. DWI treatment services are available for any offender convicted of a DWI or an alcohol-related offense who is sentenced by the court to the county misdemeanor compliance program, while Detoxification Grants help to fund detox or treatment services for any community member seeking assistance for alcohol abuse. Medicaid can and does support some substance abuse treatment services, but most of the DWI offenders are required by statute to attend a minimum number of treatment hours, all of which may not be covered by Medicaid. If the offender fails to complete the required treatment hours, it may cause the offender to be in violation of the court ordered sanctions.

The following chart displays outpatient alcohol and substance abuse treatment modalities, and the service hours as reported by the DWI Programs in the Noble database.



Detoxification and intervention treatment program admissions include:

- 1,159 admissions to the Santa Fe County Detoxification facility
- 2,507 admissions to the Bernalillo County Detoxification facility
- 9,984 intakes to the Observation and Assessment Program in Bernalillo County

- 237 admissions to the San Juan County Joint Intervention Program overseen by the City of Farmington

The Rio Arriba, Sandoval and Socorro Detoxification Grant supports their on-going outpatient treatment clients with substance abuse issues in group or individual sessions.

### Compliance Monitoring/Tracking

In most New Mexico counties, the individual county programs provide misdemeanor compliance monitoring services for DWI and other alcohol related offenders. Most of the magistrate courts in the state rely on these services to help the offenders complete their court-ordered sanctions and reduce recidivism. Without these programs, thousands of misdemeanants would not be supervised, and therefore, would not receive support to complete their sentencing requirements and could be serving their sentence in the county jails.

- 11,521 offenders were being monitored/tracked; 5,241 were new referrals in FY24
- 2,197 offenders successfully completed their community service requirements
- 2,033 offenders completed DWI School
- 2,229 offenders completed their ignition interlock requirements
- 3,019 offenders completed all their court-ordered requirements successfully

### Misdemeanor Compliance Professional Standards Council



The bureau encourages county misdemeanor compliance programs to obtain accreditation through the New Mexico Counties (NMC), as it brings a higher level of consistency and increased accountability to programs across the state. The accreditation process through NMC consists of 121 standards. Six county Misdemeanor Compliance Programs are currently accredited: Lea, Sandoval, San Juan, Santa Fe, Valencia (Village of Los Lunas) and most recently, Curry County achieved their accreditation in FY24.

### Court Officer Basic Training



Historically and in FY24, the DWI Affiliate of NMC worked closely with DFA and the Administrative Office of the Courts (AOC) to provide the curriculum for a basic training course for misdemeanor compliance officers and staff from the treatment courts. The curriculum includes modules on ethics, culture awareness and trauma competence, meaningful documentation, officer safety, self-preservation, and motivational interviewing. Fifty-one individuals from both county compliance programs and treatment courts completed the week-long in person training course at the Department of Corrections Training Facility in two separate

classes held in September and December 2023. The LDWI Program guidelines require that all new compliance officers attend the Court Officer Basic Training within one year of hire.

County Misdemeanor Compliance Officers also attended monthly professional development discussions with Treatment Court staff held virtually by the Department for Therapeutic Justice staff at the Administrative Office of the Courts.

### **Alternative Sentencing**

The alternative sentencing component provides additional programming options to avoid sending offenders to jail. These include:

- 394 admissions to the Bernalillo County Community Custody Program with a 58.5% success rate
- 710 admissions to the Bernalillo County Addiction Treatment Program (ATP) jail-based program with 3,580 hours of treatment provided
- 25 admissions to the Bernalillo County Assisting Youth Under the influence of Drugs and Alcohol (AYUDA) program
- 207 clients successfully completed their term on electronic and/or alcohol monitoring devices
- 266 admissions to the San Juan County jail-based treatment facility with a 97% successful completion rate

Seven county LDWI programs also support Teen Court Programs, which provide an alternative adjudication process for juveniles charged with misdemeanor offenses to reduce the burden on the juvenile justice system.

### **Evaluation**

The LDWI Program has an ongoing statewide evaluation system through its screening and tracking program, which houses data collected on the client demographics that are cited above. The database is used to track DWI or other alcohol related offenders through the completion of their court ordered sanctions. The LDWI bureau staff along with end users formed a committee which discusses optimal enhancements in the database with the end goal of providing user efficiency and quality data reporting.

Many of the county DWI programs have hired local evaluators who assist in reviewing components such as prevention, treatment, and compliance monitoring. The evaluation reports identify goals, objectives, and outcomes for the fiscal year. These reports help the county DWI programs determine which activities or services are working and what if any services or activities can be improved or modified. County programs submit those evaluation reports to DFA and share them with their DWI Planning Councils.

Many county programs use exit surveys that were designed to garner valuable information from the clients they serve in their compliance and treatment programs. The combined results of these surveys suggest that clients are receiving services that have helped them improve their life skills and increased their awareness around their misuse of substances. The exit surveys assist the county staff in determining if the services they provide to the clients are beneficial or if changes are needed. Some of the results from the compliance monitoring and treatment surveys include:

The county DWI programs refer to various sources of information including their own collected data, to conduct internal process evaluations to be able to address issues facing their communities. Sources used included:

- National Registry of Evidence-based Programs and Practices
- National Institute of Drug Abuse Guiding Principles
- Pacific Institute for Research and Evaluation (PIRE)
- National Prevention Strategy
- Behavior Risk Factor Surveillance System, conducted by the Centers for Disease Control.

The New Mexico resources which are more frequently used include:

- Youth Risk and Resiliency Survey, (YRRS) directed by the Department of Health (DOH), Public Education Department and University of New Mexico
- New Mexico Substance Abuse Epidemiology Reports
- New Mexico Community Survey, conducted by the Office of Substance Abuse Prevention and Partnerships for International Research and Education (PIRE)
- Indicator Based Information System, (IBIS) maintained by the DOH
- Locally collected data including the screening and tracking database

The Local DWI Staff provided eighteen training opportunities in FY24 for the County DWI Coordinators, program staff and other county employees. After each training course, we request that attendees complete a survey to help us understand their needs and how we can improve our training. In total we received 256 survey responses and 99.5% of attendees were satisfied with the topics/length of time and comfort level to ask questions during the training.

In addition, there is a survey link on every email from the LDWI Bureau staff to measure the staff's customer service and effectiveness in response to the purpose of the email. The LDWI Bureau staff were commended on all survey responses.

Through the evaluation of the LDWI Program guidelines, staff determined that our component structure could be enhanced by allowing county programs the ability to provide additional services to their community members, such as preventative treatment allowing for treatment and/or educational services. Staff presented to the DWI Grant Council the component changes

which were approved at the May 1, 2024, DWI Grant Council meeting to be effective in fiscal year 2025. The components now are Community Wellness and Outreach, Treatment, Alternative Sentencing, and Program Administration.

### Native American Collaboration

In FY24, 25 DWI programs in New Mexico provided screening and tracking services for Native American DWI offenders. The selected statistics are as follows:

Counties	Total Offenders Screened	Native American Offenders	Percent Native American	Percent Difference between FY23 and FY24
Bernalillo	1,579	308	19.5%	↓ 2.7%
Cibola	88	61	69.3%	↑ 2.9%
McKinley	263	240	91.3%	↓ 1.0%
San Juan	678	493	72.7%	↓ 1.6%
Sandoval	433	143	33.0%	↓ 2.7%
<b>Statewide Total</b>	<b>5,375</b>	<b>1336</b>	<b>24.9%</b>	<b>↓ 2.1%</b>

In addition to screening and tracking services, several county programs provided services directly to Native American communities, including prevention, enforcement, treatment, and detoxification services. Native Americans represent the largest ethnic group in McKinley County. To reach this population, the McKinley County DWI program provides prevention education to chapter houses. Media campaigns, which are an effective way to reach the large and diverse county, are delivered in English, Navajo, and Zuni. The checkerboard of county and tribal lands make enforcement challenging for McKinley County. The McKinley County DWI Taskforce has continued cross-commissioning between the McKinley County Sheriff’s Office, NM State Police, Navajo Nation, Zuni, Ramah-Navajo, and Gallup Police departments, which is beneficial to the whole community.

### Technical Assistance and Site Visits

Bureau staff conducted 36 in-person or virtual site visits to conduct program file reviews, obtain updates on current programs and activities and/or provide technical assistance specific to the county program needs. Bureau staff also used web-based technology to provide monthly

training for the county DWI programs on topics such as the IDA, Noble database, the implementation, and application workshops, new DWI coordinator training and the New Mexico Education Designed to Generate Excellence (NM EDGE) DWI 101 Course. The use of web-based technology has allowed the bureau staff to easily attend the local planning council meetings on a more regular basis.

Bureau staff reviewed 132 Quarter Distribution Expenditure Reports; processed 149 DWI, and Detox pay requests; and verified data reports from the client Database. Approval of each expenditure report confirms that all expenditures were allowable per the LDWI guidelines.

## **Program Collaboration**

The county DWI programs collaborate with county health councils, school health advisory councils, DWI Specialty Courts, magistrate court judges and staff, mental health professionals, prevention, and treatment organizations including the 100% Community Initiative, for the best use of limited resources and to ensure that services are received by those in need. The county DWI Programs also collaborate through the New Mexico Counties DWI Affiliate, where they meet to discuss the successes and challenges posed to each county related to their program services and activities.

LDWI Bureau partners with the following state agencies:

- The Health Care Authority, formally the Human Services Department/Behavioral Health Services Division (HSD/BHSD) by participating in the Statewide Epidemiological and Outcomes Workgroup meetings, BSHD staff annually review the County DWI Program applications.
- Department of Transportation/Traffic Safety Division (DOT/TSD) by participating in the Highway Safety Plan process and the Statewide Traffic Records Coordinating Committee meetings. The TSD director is a member of the DWI Grant Council.
- Department of Health (DOH) and each of the other invited agencies to the quarterly Alcohol Interagency meetings. This is an important group where various state agencies discuss the efforts, each provide to reduce the states alcohol-related injury and mortality rates. The secretary of DOH or their designee is a member of the DWI Grant Council.
- Administrative Office of the Courts (AOC) by participating in the Misdemeanor Compliance Program Collaboration and Professional Development monthly meetings and co-host the Court Officer Basic Training annual classes.

## **Conclusion**

The LDWI program mission is to reduce DWI, alcoholism, and alcohol abuse through a multi-pronged approach, which includes treating the offender through screening, treatment, compliance monitoring, and alternative sentencing, as well as preventing DWI and alcohol abuse

before it starts through prevention and enforcement activities. This approach has made a positive impact on reducing DWIs in New Mexico. According to the Traffic Safety Bureau of the NM Department of Transportation, in calendar year 2023 there were 436 traffic related fatalities; 158 or 36% were alcohol-involved. However, because even one alcohol-related fatality is too many, continuous messaging and local level work must continue to keep our highways and the citizens of New Mexico safe. The county programs are at the forefront of using or developing best practices for their prevention, treatment and supervision activities and services.

The chart below shows the Alcohol-Involved Fatalities Trends:

<b>Alcohol-involved Fatalities<sup>1</sup>, 2023</b>			
<b>Month</b>	<b>2023</b>	<b>2022</b>	<b>2021</b>
<b>January</b>	8	12	13
<b>February</b>	14	16	11
<b>March</b>	9	20	17
<b>April</b>	14	13	12
<b>May</b>	17	15	17
<b>June</b>	14	9	10
<b>July</b>	13	16	19
<b>August</b>	19	17	14
<b>September</b>	9	14	23
<b>October</b>	13	17	9
<b>November</b>	12	9	19
<b>December</b>	16	18	14
<b>Total</b>	<b>158</b>	<b>176</b>	<b>178</b>

<sup>1</sup> All fatalities in alcohol-involved crashes.

This chart was produced for the New Mexico Department of Transportation, Traffic Safety Division, Traffic Records Bureau, Under Contract No. 6380 by UNM Geospatial and Population Studies, Traffic Research Unit (TRU).

## Highlights from FY24 - Provided by Each County LDWI Program

\*Information provided from each program; edits made for length. For additional information contact the local DWI program\*



**Bernalillo County:** The Wings For Life International DWI Prevention program saw a notably low recidivism rate of 2% among clients. Not only has the program observed a notable decrease in repeat offenses among program graduates, but participants have also shown marked improvement in maintaining sobriety. The DWI Prevention program offers Enhanced Life Skills training and small group workshops that equip participants with vital tools for long-term success. Additionally, Wings For Life offers comprehensive peer support services that address crucial needs such as job placement assistance, housing support, clothing provision, and family reunification services. These holistic interventions have been pivotal in helping participants rebuild their lives and successfully reintegrate into society.



**Catron County:** In fiscal year 2024, the DWI Program received a client who had been arrested for his third DWI. He was required to complete the Impaired Driving Assessment (IDA) which classified the client as high risk, requiring him to check in on a weekly basis. Despite the significant challenges he faced, including losing his job following his sentencing, the client remained committed to his recovery. His determination to overcome his alcohol addiction was evident as he continued to meet his compliance obligations without relapse. Today, this client proudly marks 15 months of sobriety. This success story exemplifies the reason we dedicate ourselves to this work, helping individuals—including those from diverse cultural backgrounds—navigate their path to recovery and a better future.



**Chaves County:** The Shattered Dreams Program was completed April 10th and 11th 2024 at Dexter High School. The program had 24 active student participants, with an assembly of about 400 students, 200 parents, countless volunteers, spectators, law enforcement, first responders, and school administration. The event was covered by multiple media sources including KOB News, Roswell Daily Record and livestreamed on the radio show "Mike in The Morning" narrated by Sheriff Mike Herrington. Viewership/listeners was estimated at about 222,000 people.



**Cibola County:** Cibola County DWI Program has completed a comprehensive needs assessment with data from several resources including YRRS, NM Epidemiology, DWI Report, NM Transportation Dept., CYFD, NMCS, and AOC. The Needs Assessment will guide the planning for prevention, compliance and treatment activities.



**Colfax County:** We were successful in being able to administer the Botvin Life Skills in one of our area schools, targeting 6th, 7th and 8th grades. This was a huge success for us since we haven't been able to get into any of our schools since the COVID-19 Pandemic.



**Curry County:** The DWI team participated in Camp Wildcat which is a summer camp offered to Clovis Municipal School students from kindergarten through seventh grade for four weeks throughout the summer. The Prevention and DWI Team was requested to participate and create stations for more than 600 students to learn about substance use prevention and mental health education. These stations were a great way to educate a younger audience on various topics.



**De Baca County (Fort Sumner):** The program used Strategies for Success in grades 3rd-5th Grade pre and posttest to measure the degree of student's internal resiliency in school academics, conflict and aggressive behavior and getting into trouble in school, school risk factors and beliefs and perceptions that help strengthen them, and family risk and protective factors. All of these indicators showed improvement.



**Dona Ana County:** Over 200 freshmen students participated in the Helping Our Youth (HOY) program at one of the local high schools. HOY is a school-based prevention program focusing on expanding substance use knowledge, awareness of mental health resources (such as 988), and harm reduction strategies. HOY provides teens with honest, scientifically based information on substances (e.g., Alcohol, Stimulants, Opioid), and empowers students to make informed decisions about their health. The HOY curriculum is implemented over nine weeks in 45–50-minute interactive sessions during high school health classes.



**Eddy County:** Auricular Detoxification (Acu-Detox) is available at the Carlsbad office of the Eddy County DWI Program for clients participating in the outpatient counseling program, DWI offenders in treatment with another provider, and for individuals participating in the Carlsbad Magistrate DWI/Drug Treatment Court Program. Acu-Detox is administered by a certified auricular detoxification specialist under the supervision of a Doctor of Oriental Medicine. The program now has three in-house certified auricular detoxification specialists to assist with this service.



**Grant County:** One program success was the Teen Maze Event which was offered to schools within Southwestern New Mexico. 711 students from five different schools attended over a three-day period. At this event we collaborated with 22 different agencies that were on hand for the event. Students navigated their way through a maze where they learned how things like substance use and decision making can lead to a variety of short- and long-term problems in regard to health, mental and legal aspects of their lives.



**Guadalupe County:** One of the most significant achievements of Guadalupe DWI Prevention has been the revival of the Shattered Dreams program. After being dormant for a long period, this impactful program is making a strong comeback. The Shattered Dreams program plays a crucial role in educating young people about the dangers of drinking and driving through realistic simulations and powerful presentations. Its return has been met with great enthusiasm and has already made a positive impact on the community.



**Harding County:** Collaborating with the school Drivers Education program.



**Hidalgo County:** The Hidalgo County DWI Program has forged very strong relationships within the community and schools. For the year 2024 Hidalgo County DWI Prevention Program had a total of 1345 activities, taught 1174 prevention classes, and reached over 100 students.



**Lea County:** A client that attended the programs was struggling with alcohol consumption and negative life choices and was resistant to compliance and treatment services at intake. They struggled to adjust to the compliance requirements, but over the term of compliance, behavior changes gradually started to appear. Despite initial challenges, the client began completing the court ordered sanctions, and the additional sanction from the corrective action plan that the client was involved in. Additionally, the client requested to wear an ankle monitor as a tool to help him stay sober and accountable. As a result, the client maintained continuous sobriety for 142 days demonstrating significant progress which also was evident with completing treatment and compliance successfully.



**Lincoln County (Ruidoso):** The program learned from Pre/Post tests that the children in the prevention program had a 16% to 18% gain in knowledge about the covered material. Survey results showed that the parents and teachers were pleased with the topics of conversation the children were having after presentations.



**Los Alamos County:** The Teen Court Coordinator, Prevention Specialist, and a School Councilor participated in the Drivers Ed classes at Los Alamos High School by presenting on the harmful effects of alcohol. Each semester they taught 5-6 classes reaching 90 - 100 students.



**Luna County:** The Program implemented various strategies to reduce underage drinking in the community. The most successful prevention activity this fiscal year is the Alcohol Prevention Town Hall Meeting. Participants learned underage drinking facts, local statistics, health and legal risks associated with underage drinking, tips on how to talk to their teens about alcohol, and local resources. Each participant received a bag with information and resources. This was in collaboration with the Coalition Against Teen Using Substances, CYFD/Juvenile Probation Office, and Sexual Assault Support Services.



**McKinley County:** Through the newly created Alcohol Prevention Subcommittee and capacity building efforts, the program has noticed an increase in collaborative work throughout the community. The Prevention Specialists have worked hard to make connections with other organizations to bridge gaps when it comes to strengthening skills, abilities, and processes to meet the needs of the community. In addition, the program has been able to identify other resources that may not be known to the community, and work hand-in-hand with many organizations who are each a piece of the puzzle in reaching the overall goal.



**Mora County:** Mora Valley Community Health Services provides out-patient treatment services to DWI offenders who are convicted in Mora. Mora Valley Community Health Services utilizes evidence-based model programs and will mix and match models to specific needs of the client. The offender and Compliance Officer schedule a time to administer the Impaired Driving Assessment (IDA) to the client.



**Otero County:** The program has been able to dramatically increase the completion rates for Alcohol/Drug counseling and DWI Education School requirements. Around FY 2018 the program started contracting with a local treatment provider to pay for counseling sessions for the no/low-income clients who couldn't afford the cost. The benefits of this program were both an increase in completion of treatment requirements by clients, along with successful completion of probation requirements with the court. Probation violations for non-completion of treatment requirements began to decrease within the first year of implementation. This trend has continued to positively impact the success of completion of the treatment component of probation. Instituting funding for the DWI education 12-hour course has also contributed to a marked increase in successful completion of probation, along with a decrease of probation violation reports to the court for non-compliance. In 2024, only 2 of the probation clients were closed unsatisfactory due to incomplete treatment requirements.



**Quay County:** Through a new billboard on I-40, program provided messaging for the youth of the community to make better choices. Positive feedback on the messaging has been received from the community.



**Rio Arriba County:** Positive scores for compliance show a high level of client satisfaction regarding their experience following the completion of their court mandated sanctions. There is a clear indication that the clients are not only using the information they learned in the counseling sessions to better their lives but found that the services led to positive life changes and behavior. The quantitative responses in the survey show that clients gained an understanding of their problems and gained confidence in their ability to solve them. Like previous years, clients felt comfortable in the group and indicated their comfort with staff. Program staff created an environment of trust, safety, and an environment conducive to learning. Most encouraging about the client's ratings to each question in this survey was the client's commitment to staying healthy and sober.



**Roosevelt County:** The program has increased consistency with procedures, is timelier with report submissions, more consistent in gathering client exit surveys and just more consistent and respectful with clients (due to staff changes). Seventy-four percent of exit survey respondents indicated that they found contact with their compliance officer to be very beneficial and 90% said that reporting to the compliance officer was very helpful in finishing their court obligations. One participant wrote "It has been very beneficial in helping me maintain sobriety."



**San Juan County:** The number of individuals being processed into the program has increased 12% since FY23, and the number of those closed out as successful has increased 20% from last year's annual number. Quarterly meetings with local magistrate judges have resumed with more in-person involvement since the residual difficulty post-pandemic in resuming in-person court business, which has resulted in more referrals to supervised services and investment in compliance values and practices. The recent Risk-Needs-Responsivity Project undertaken by the MCP in San Juan County has elicited much more in-depth discussion and understanding of compliance services with criminal justice partners in the community.



**San Miguel County:** The program teamed up with Rio Grande Treatment Center for Recovery Month to interview clients and get them ready to speak about their journey through recovery on the radio station. Weekly in the month of September two clients went on the radio to speak about how treatment and compliance services have made an impact on their life. The clients also spoke about what challenges they faced being sober and the changes they had to make in their life to continue recovery. The program and Rio Grande Treatment

Program staff also spoke about the resources that are provided in the community such as Narcotics Anonymous, Alcoholic Anonymous and the new Recovery Cafe that started up this year.



**Sandoval County:** The results of the compliance monitoring services survey show positive findings. There is a clear indication that the clients are not only using the information they learned in the sessions to better their lives but found that the services led to positive life changes and behaviors. The quantitative responses in the survey show that clients gained an understanding of their problems and gained confidence in their ability to solve them. Like previous years, clients felt comfortable with staff. Program staff created an environment of trust, safety, and an environment conducive to learning. Most encouraging about the clients' ratings to each question in this survey were the client's commitment to staying healthy and sober.



**Santa Fe County:** The program extended the school-based program to Edgewood Middle School, launching in the second semester of the 2023-2024 academic year. This expansion enabled the program to deliver comprehensive programming to 296 students across three grade levels: 103 sixth graders, 87 seventh graders, and 106 eighth graders. Utilizing the Botvin Life Skills curriculum --internationally acclaimed for its evidence-based approach --the program conducted a series of lessons to curb risky behaviors. This was achieved by equipping students with robust skills and techniques across five core competencies to support their cognitive, emotional, and behavioral growth. The curriculum covered essential topics such as self-esteem enhancement, decision-making processes, stress management, effective communication, and the development of social skills.



**Sierra County:** The program participated in the National Night Out Event. This event had over fifty agencies from Law Enforcement, First Responders, Don't Meth with Us, The Club for Kids, Tresco Tots, Little Things Matter, Treatment Providers, and so many more, that came to support the community. Parents and children were provided with information on the effects of underage drinking and binge drinking, as well as buckle-up key chains and END DWI tire pressure gauges. Over 300 people from the community were at this event. Two clients assisted with this event and talked to individuals about how DWIs affected them.



**Socorro County:** The program is using Botvin Life Skills in the middle schools and it is encouraging participation from youth in the Socorro County Options, Prevention and Education Council (SCOPE) for underage drinking prevention.



**Taos County:** The Program held a community event on July 28, 2023, “Alcohol Awareness Day” 1<sup>st</sup> Annual event, determine to continue as a yearly community event. By holding the Alcohol Awareness Day, the DWI Program collaborated with all supportive local providers that provide Alcohol, Substance Abuse and Mental Health services. Ten local providers displayed a booth with their information about services. The community obtained assistance by meeting with the availability of local resources to meet their needs. Approximately 400 community participants took part in this successful event.



**Torrance County:** A media campaign was executed to raise awareness about the Smart Choice Ride program. For six weeks, from May through June, 504 outreach messages were broadcast on the Radio, which can reach up to 35,000 listeners at any time. During this same time, advertisements were placed in the local newspaper, which reached approximately 7,500 residents weekly. Coasters, pins, and placemats/signs were created and distributed to local alcohol-serving establishments to advertise the Smart Choice Ride program, including the phone number to call for a ride. Additionally, 2,500 foam fingers were created with a DWI prevention message, as well as information about the Smart Choice Ride program.



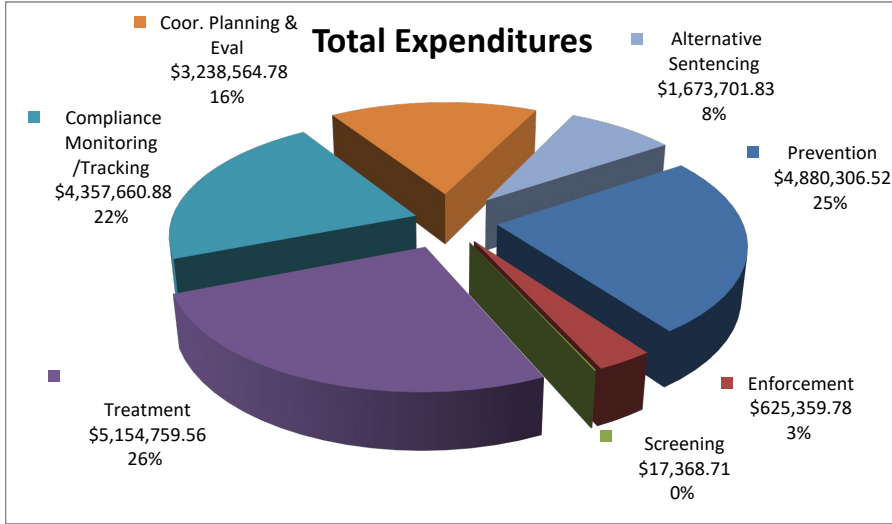
**Union County:** The program participated in the County Health Fair which reached 405 participants from 6 states and 23 communities. The Preventionist and Coordinator distributed DWI awareness activity books and pamphlets to the children and other patrons.



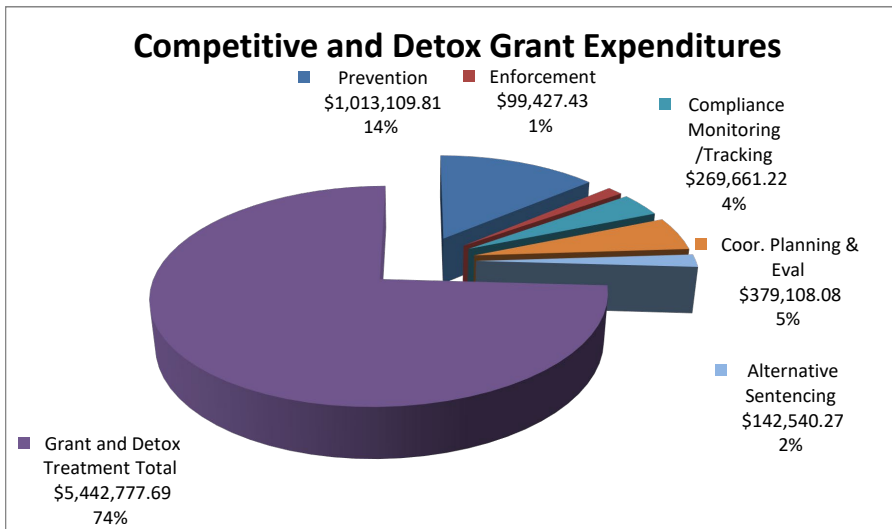
**Valencia County (Village of Los Lunas):** The program’s Compliance Officers embrace their profession by assisting clients through their judiciary responsibilities; however, they also recognize that some clients need more support than completing court-ordered sanctions. This year they saw two of their most challenging clients work hard to become and remain drug-free, and possibly for the first time in their life, recognize their worth. Both clients were held in custody until they entered inpatient treatment; both successfully completed inpatient treatment; both are engaged in outpatient services; and with clear minds, they have identified what is right and what is wrong. One client is now successfully working. The other client has realized that she does not deserve to be in an abusive relationship. Neither of these clients would be where they are now had it not been for the persistence of the program’s Compliance Officer and the belief that everyone deserves to be happy and healthy.

<b>Program County</b>	<b>Contact Name</b>	<b>Email Address</b>
Bernalillo	Erica Abeyta	ecabeyta@bernco.gov
Catron	Deborah Boyer	deborah.boyer@catroncountynm.gov
Chaves	Elly Hollon	elly.hollon@chavescounty.gov
Cibola	Vicki Kramer	Vicki.Kramer@co.cibola.nm.us
Colfax	Ambrosia Trujillo	atrujillo@co.colfax.nm.us
Curry	Kristian Price	kprice@currycounty.org
De Baca	Cammy Mansell	cammymansell@gmail.com
Dona Ana	Chelo Guerrero	consuelog@donaanacounty.org
Eddy	Debra Hampton	dhampton@co.eddy.nm.us
Grant	Daniel Graves	grantcountydwi@outlook.com
Guadalupe	George Schmith	gschmith@guadco.us
Harding	Lina Weisdorfer	hardingdwi@plateautel.net
Hidalgo	Patricia Saucedo	patricia.saucedo@hidalgocounty.org
Lea	Stephanie Rice	srice@leacounty.net
Lincoln	William Hanson	ekh@windatream.net
Los Alamos	Sara Martinez	sara.thurgood@lacnm.us
Luna	Edith Vazquez	edith_vazquez@lunacountynm.us
McKinley	Cheyenne Thomas	Cheyenne.Thomas@co.mckinley.nm.us
Mora	Geraldine Vigil	GVigil@countyofmora.com
Otero	Daniel Caywood	dcaywood@co.otero.nm.us
Quay	Rico Marano	rico.marano@quaycounty-nm.gov
Rio Arriba	Louise Sanchez	lrsanchez@rio-arriba.org
Roosevelt	Darla Reed	dwi@rooseveltcounty.com
Sandoval	Sandy Ramos	Sramos@sandovalcountynm.gov
San Juan	Jennifer Mitchell	Jmitchell@sjcounty.net
San Miguel	Vidal Crespín	vlcrespin@co.sanmiguel.nm.us
Santa Fe	LeAnne Rodriguez	lrodriguez@santafecountynm.gov
Sierra	Sandra Lucero	slucero@sierraco.org
Socorro	Stephanie Sarate	ssarate@co.socorro.nm.us
Taos	Johnny Rodelo	johnny.rodello@taoscounty.org
Torrance	Deanna Lopez	delopez@tcnm.us
Union	Joe Resser	Joe.reeser@unionnm.us
Valencia	Ginny Adame	adameg@loslunasnm.gov

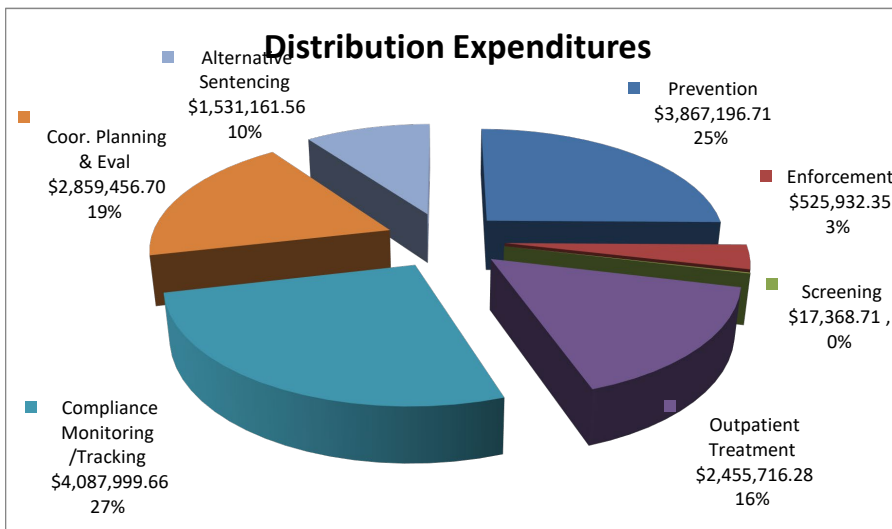
# Local DWI Program Expenditures Statewide FY24



Actual Funding: \$24,007,615.10  
 Actual Expenditures: \$22,691,456.47  
 Unspent Funding: \$1,316,158.63  
 Percentage Unspent: 5.48%



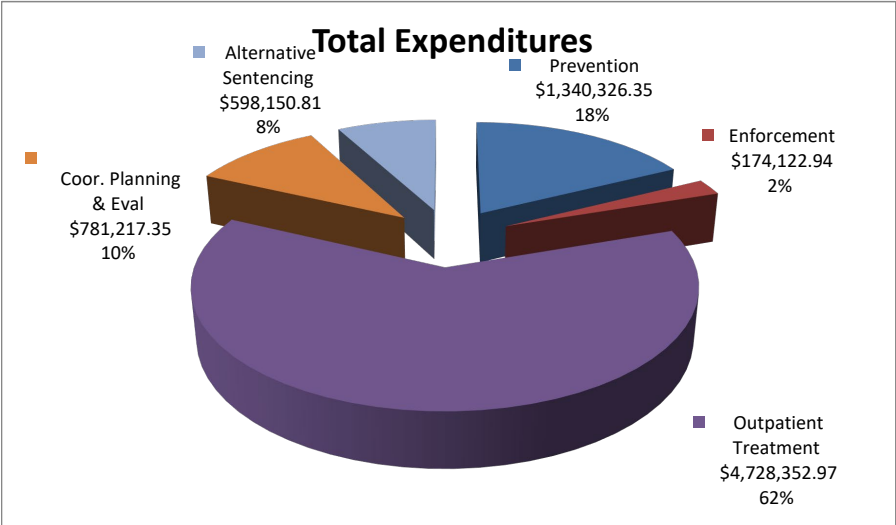
Actual Grant: \$7,690,325.00  
 Actual Expenditures: \$7,346,624.50  
 Unspent Funding: \$343,700.50  
 Percentage Unspent: 4.47%



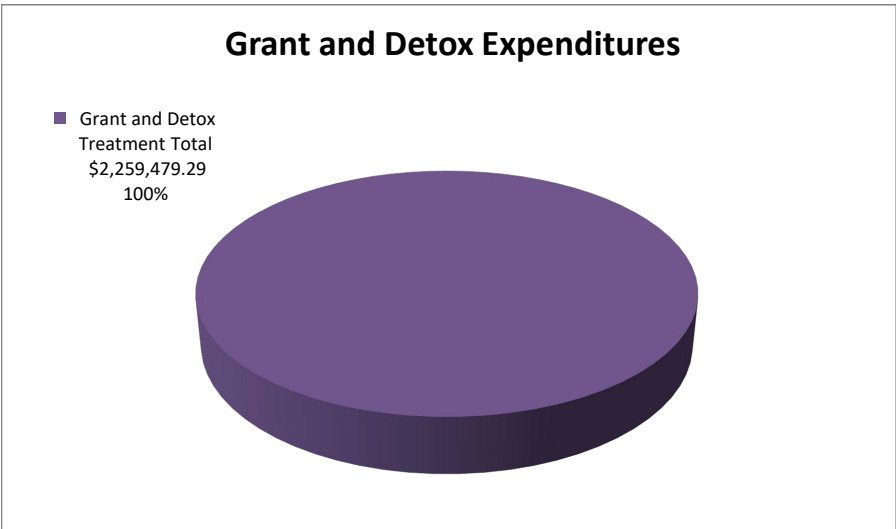
Budgeted Distribution: \$16,317,290.10  
 Actual Expenditures: \$15,344,831.97  
 Unspent Funding: \$972,458.13  
 Percentage Unspent: 5.96%

- Prevention
- Enforcement
- Screening
- Outpatient Treatment
- Comp. Monitoring/Tracking
- Coord. Planning & Eval
- Alternative Sentencing

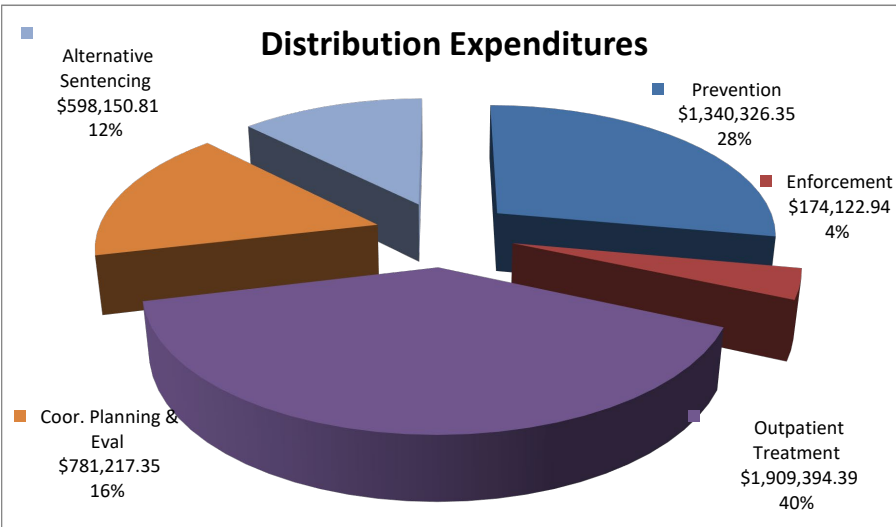
# Local DWI Program Expenditures Bernalillo County FY24



Actual Funding: \$7,338,434.19  
 Actual Expenditures: \$7,062,691.13  
 Unspent Funding: \$275,743.06  
 Percentage Unspent: 3.76%



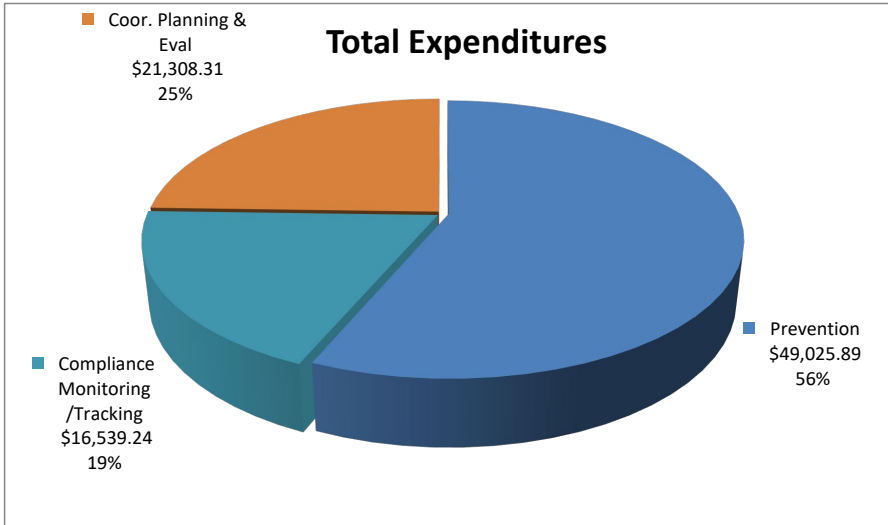
Actual Grant: \$2,260,160.00  
 Actual Expenditures: \$2,259,479.29  
 Unspent Funding: \$680.71  
 Percentage Unspent: 0.03%



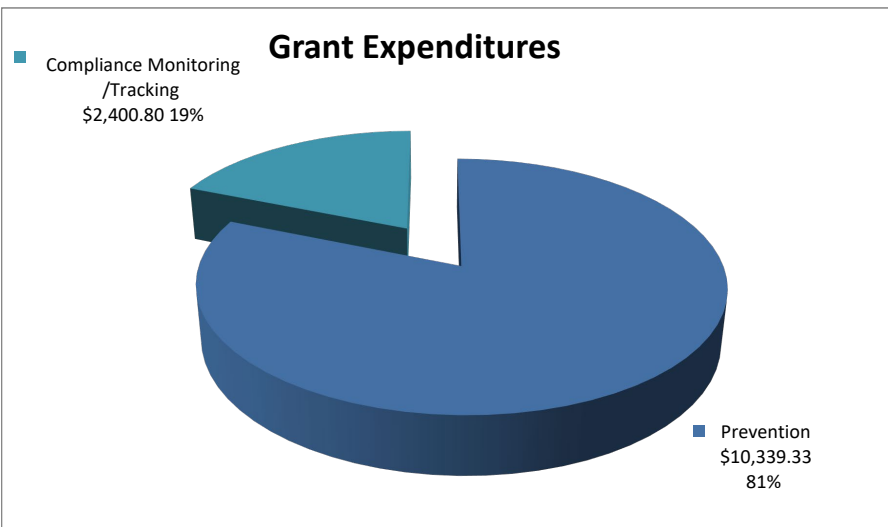
Budgeted Distribution: \$5,078,274.19  
 Actual Expenditures: \$4,803,211.84  
 Unspent Funding: \$275,062.35  
 Percentage Unspent: 5.42%

- Prevention
- Enforcement
- Screening
- Outpatient Treatment
- Comp. Monitoring/Tracking
- Coord. Planning & Eval
- Alternative Sentencing

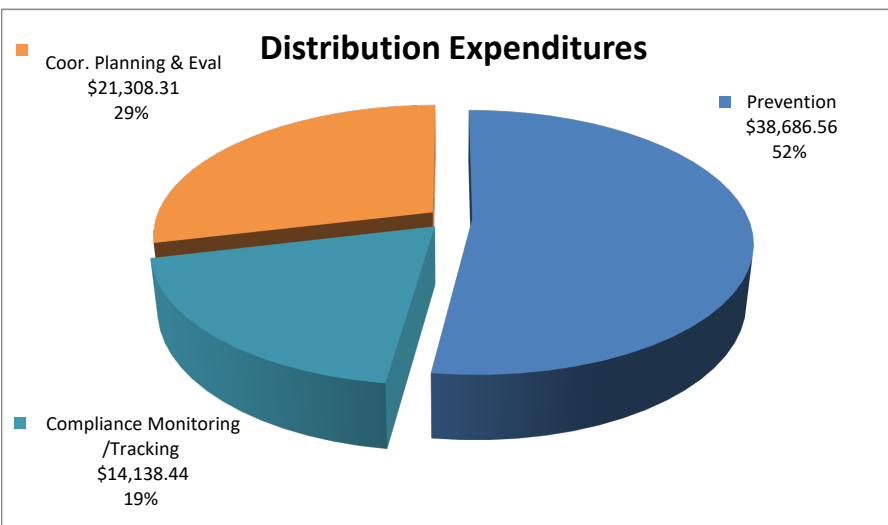
# Local DWI Program Expenditures Catron County FY24



Actual Funding: \$122,586.44  
 Actual Expenditures: \$86,873.44  
 Unspent Funding: \$35,713.00  
 Percentage Unspent: 29.13%



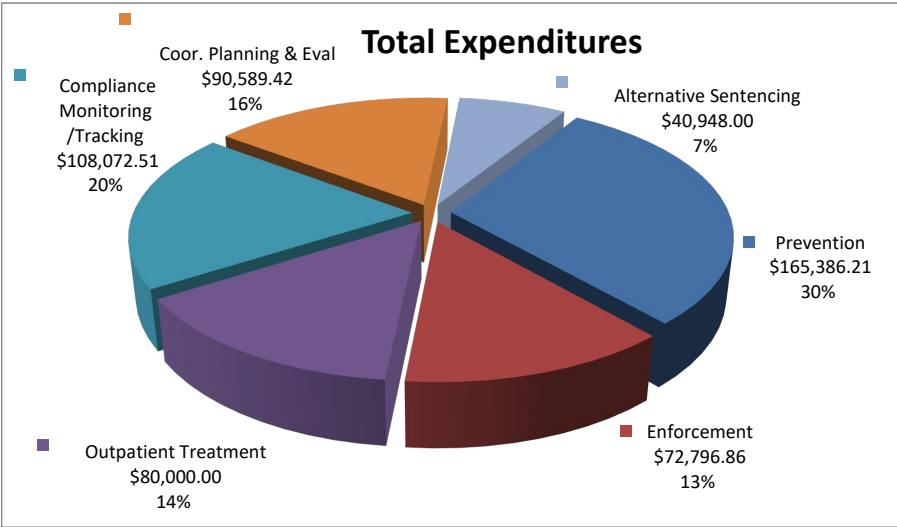
Actual Grant: \$41,000.00  
 Actual Expenditures: \$12,740.13  
 Unspent Funding: \$28,259.87  
 Percentage Unspent: 68.93%



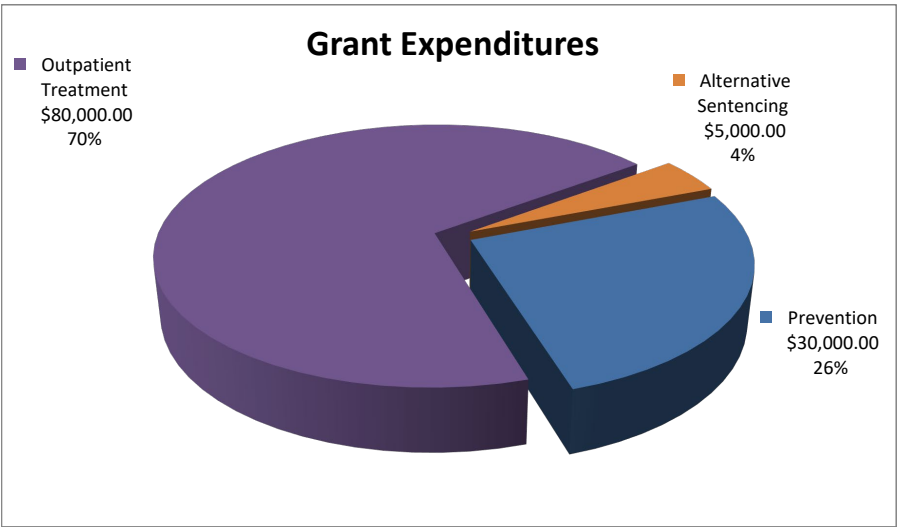
Budgeted Distribution: \$81,586.44  
 Actual Expenditures: \$74,133.31  
 Unspent Funding: \$7,453.13  
 Percentage Unspent: 9.14%

- Prevention
- Screening
- Comp. Monitoring/Tracking
- Alternative Sentencing
- Enforcement
- Outpatient Treatment
- Coordination Planning & Eval

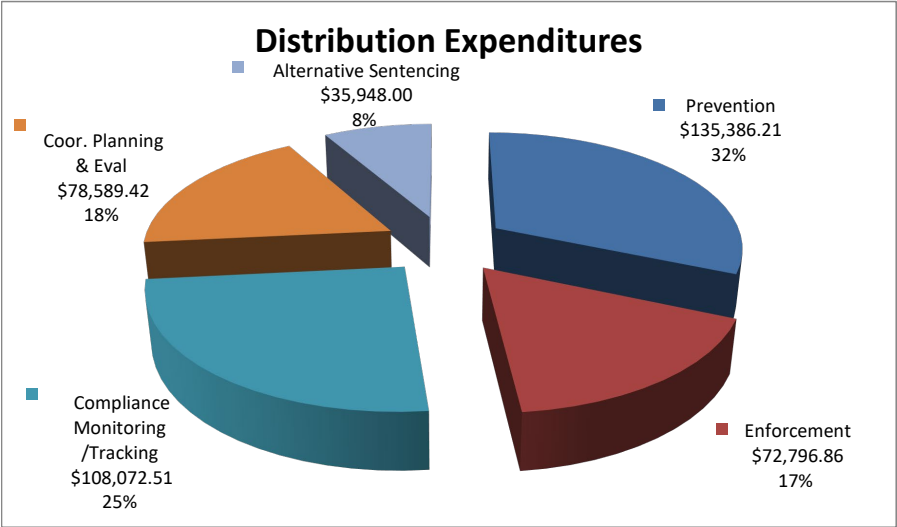
# Local DWI Program Expenditures Chaves County FY24



Actual Funding: \$557,793.00  
 Actual Expenditures: \$557,793.00  
 Unspent Funding: \$0.00  
 Percentage Unspent: 0.00%



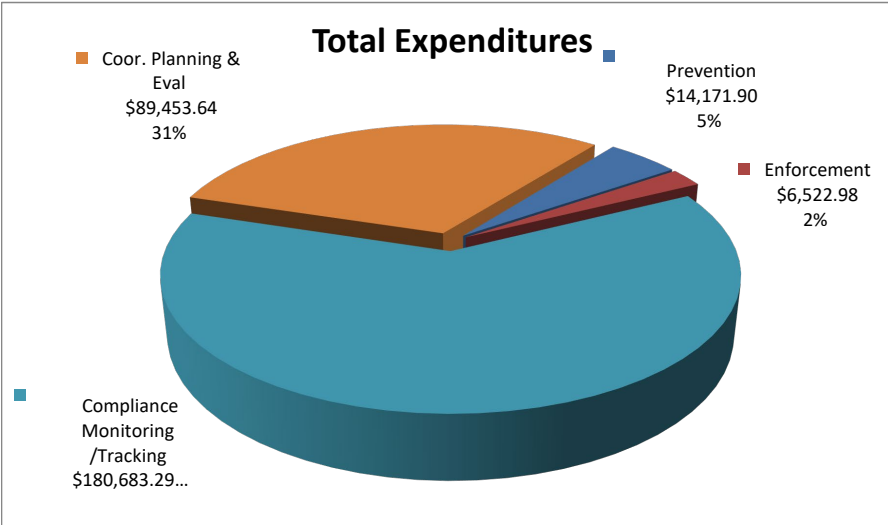
Actual Grant: \$127,000.00  
 Actual Expenditures: \$127,000.00  
 Unspent Funding: \$0.00  
 Percentage Unspent: 0.00%



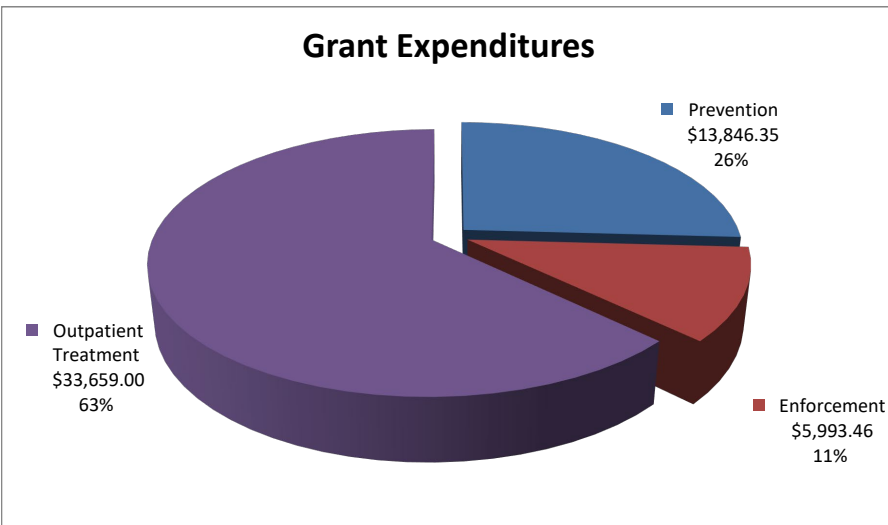
Budgeted Distribution: \$430,793.00  
 Actual Expenditures: \$430,793.00  
 Unspent Funding: \$0.00  
 Percentage Unspent: 0.00%

- Prevention
- Enforcement
- Screening
- Outpatient Treatment
- Comp. Monitoring/Tracking
- Coord. Planning & Eval
- Alternative Sentencing

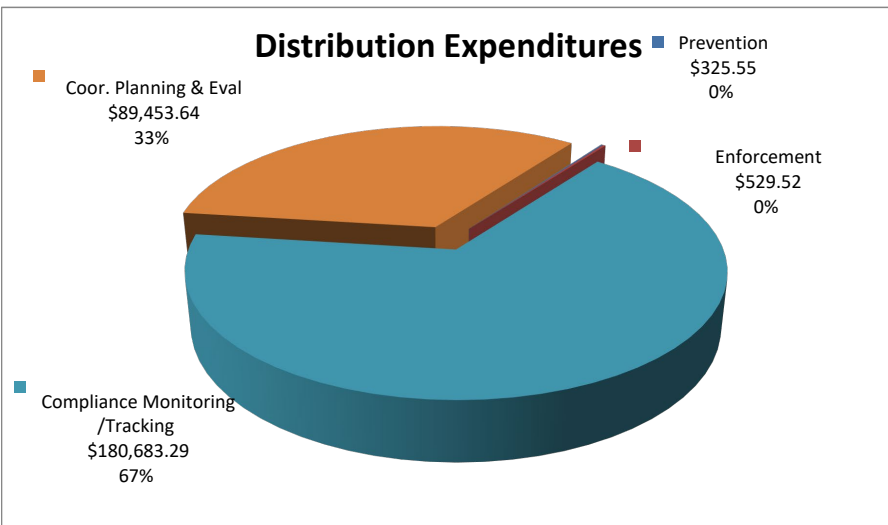
# Local DWI Program Expenditures Cibola County FY24



Actual Funding: \$324,492.00  
 Actual Expenditures: \$324,490.81  
 Unspent Funding: \$1.19  
 Percentage Unspent: 0.00%



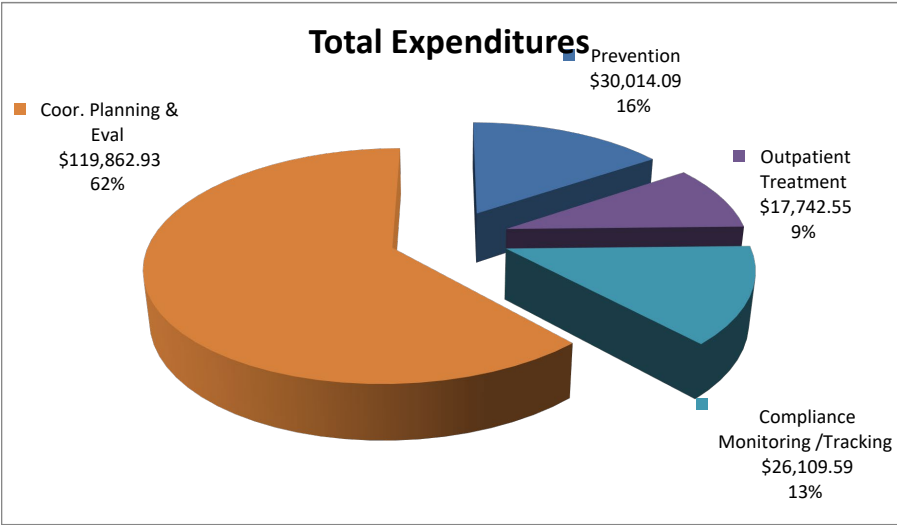
Actual Grant: \$53,500.00  
 Actual Expenditures: \$53,498.81  
 Unspent Funding: \$1.19  
 Percentage Unspent: 0.00%



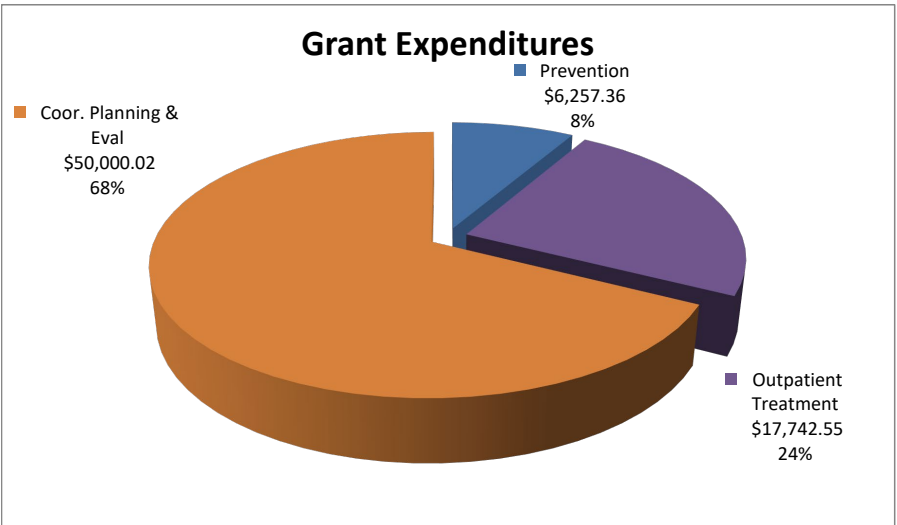
Budgeted Distribution: \$270,992.00  
 Actual Expenditures: \$270,992.00  
 Unspent Funding: \$0.00  
 Percentage Unspent: 0.00%

- Prevention
- Enforcement
- Screening
- Outpatient Treatment
- Comp. Monitoring/Tracking
- Coord. Planning & Eval
- Alternative Sentencing

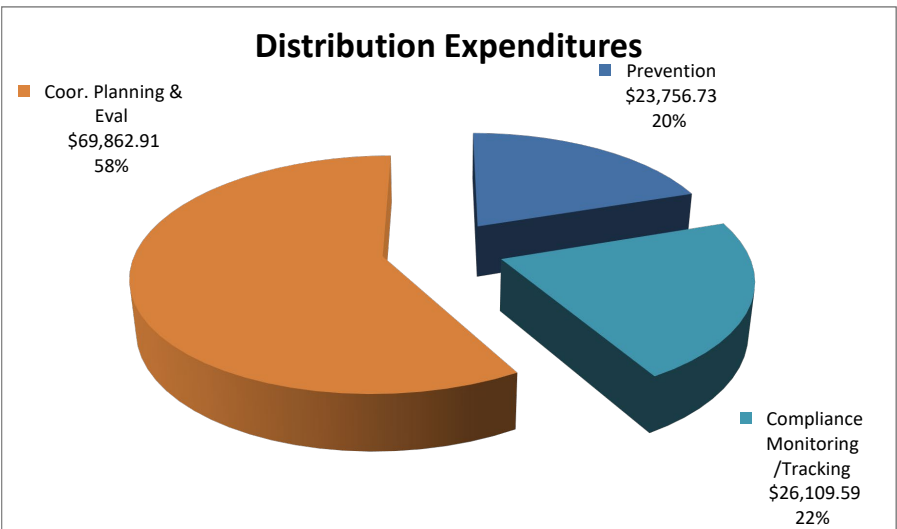
# Local DWI Program Expenditures Colfax County FY24



Actual Funding: \$193,745.00  
 Actual Expenditures: \$193,729.16  
 Unspent Funding: \$15.84  
 Percentage Unspent: 0.01%



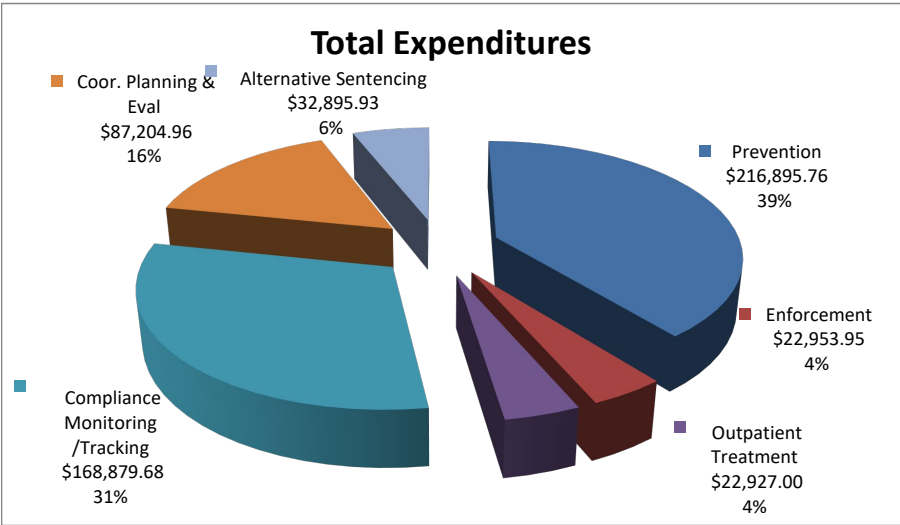
Actual Grant: \$74,000.00  
 Actual Expenditures: \$73,999.93  
 Unspent Funding: \$0.07  
 Percentage Unspent: 0.00%



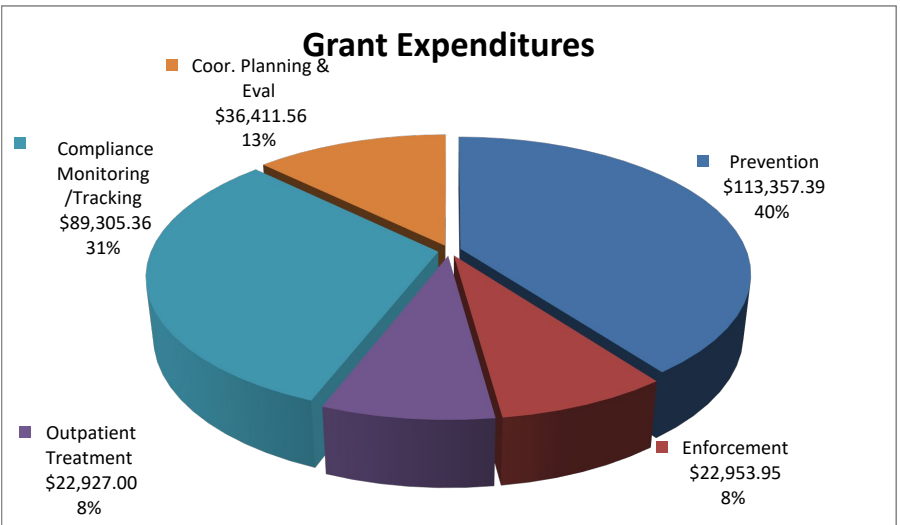
Budgeted Distribution: \$119,745.00  
 Actual Expenditures: \$119,729.23  
 Unspent Funding: \$15.77  
 Percentage Unspent: 0.01%

- Prevention
- Screening
- Comp. Monitoring/Tracking
- Alternative Sentencing
- Enforcement
- Outpatient Treatment
- Coord. Planning & Eval

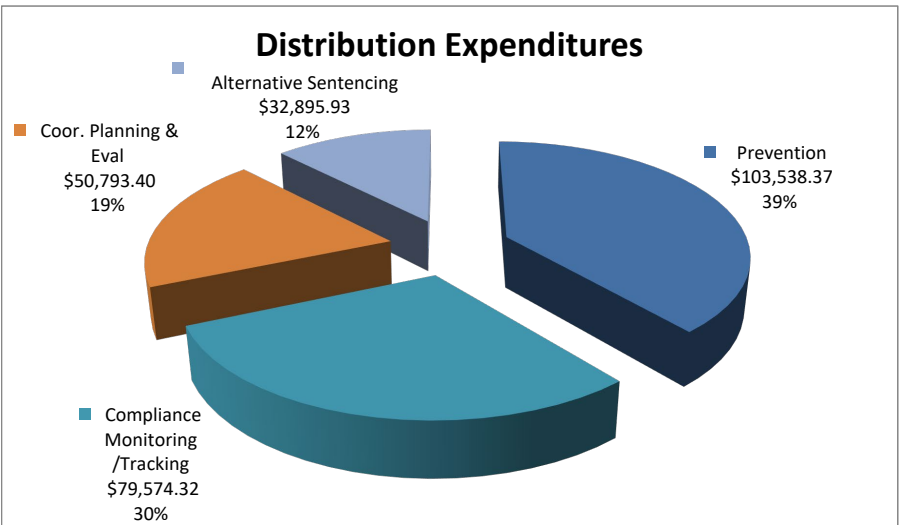
# Local DWI Program Expenditures Curry County FY24



Actual Funding: \$561,824.40  
 Actual Expenditures: \$551,757.28  
 Unspent Funding: \$10,067.12  
 Percentage Unspent: 1.79%



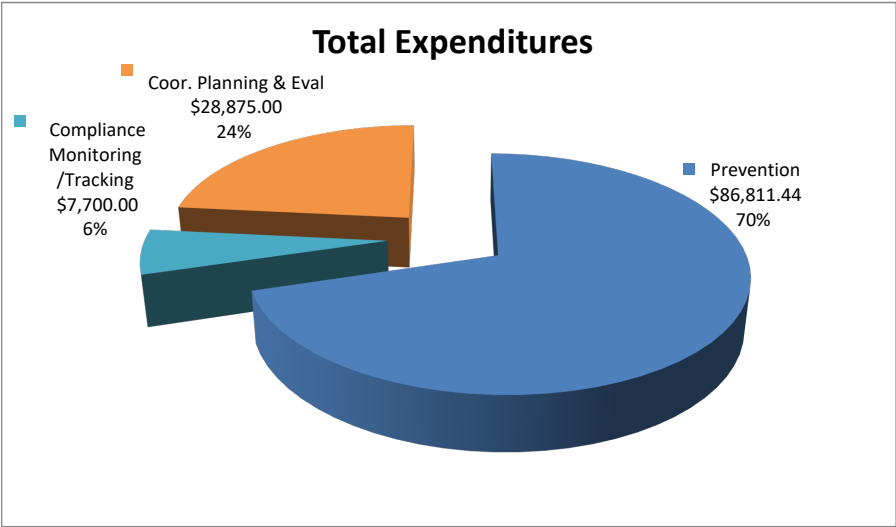
Actual Grant: \$288,082.40  
 Actual Expenditures: \$284,955.26  
 Unspent Funding: \$3,127.14  
 Percentage Unspent: 1.09%



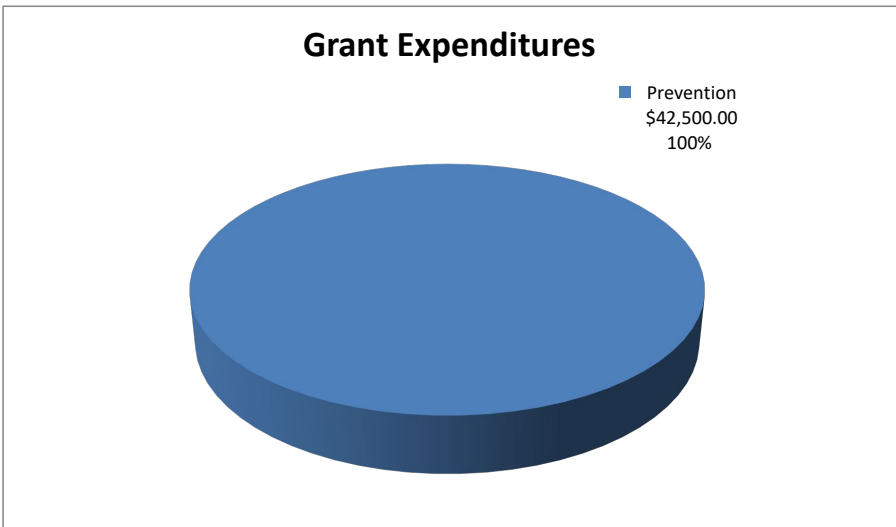
Budgeted Distribution: \$273,742.00  
 Actual Expenditures: \$266,802.02  
 Unspent Funding: \$6,939.98  
 Percentage Unspent: 2.54%

- Prevention
- Enforcement
- Screening
- Outpatient Treatment
- Comp. Monitoring/Tracking
- Coord. Planning & Eval
- Alternative Sentencing

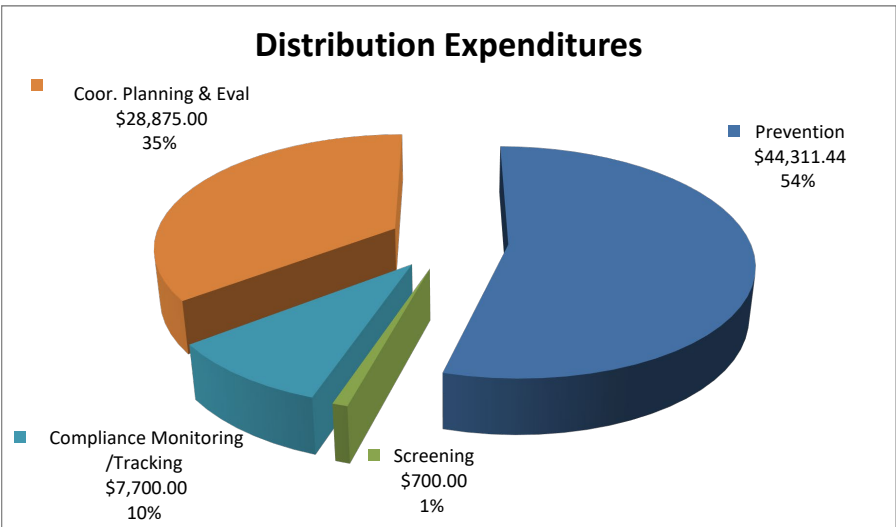
# Local DWI Program Expenditures DeBaca County FY24



Actual Funding: \$124,086.44  
 Actual Expenditures: \$124,086.44  
 Unspent Funding: \$0.00  
 Percentage Unspent: 0.00%



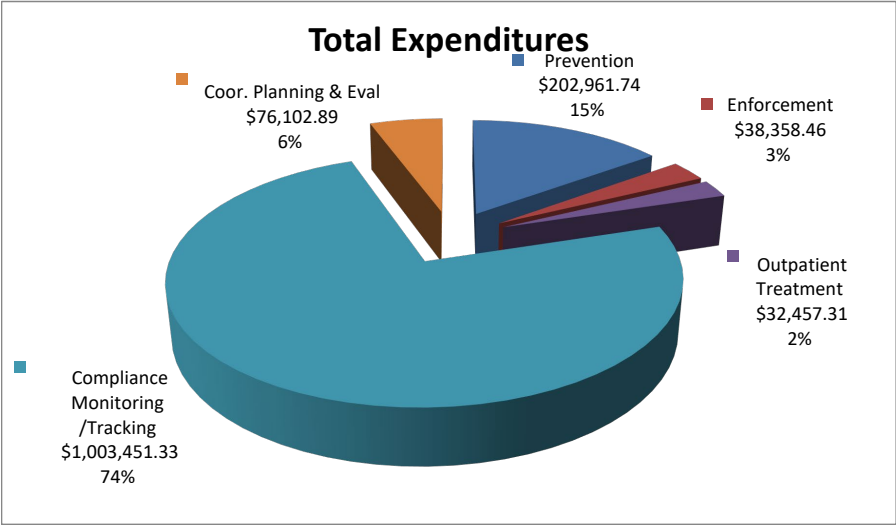
Actual Grant: \$42,500.00  
 Actual Expenditures: \$42,500.00  
 Unspent Funding: \$0.00  
 Percentage Unspent: 0.00%



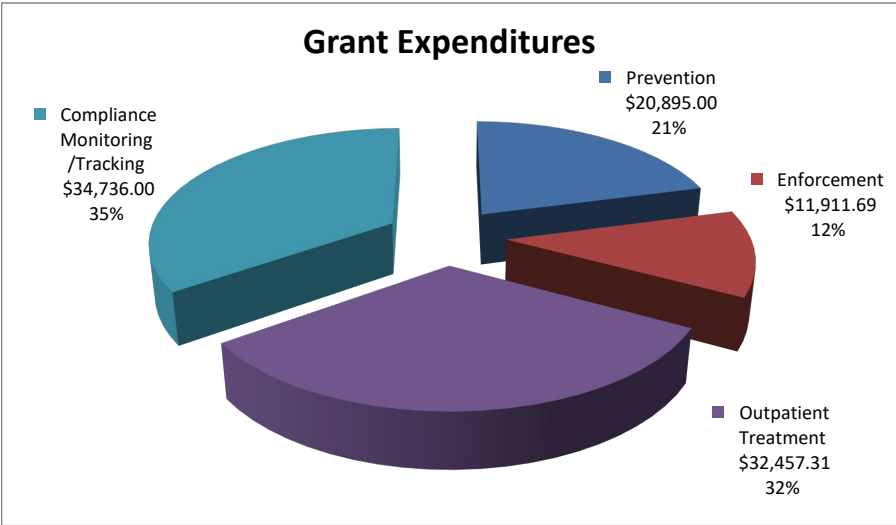
Budgeted Distribution: \$81,586.44  
 Actual Expenditures: \$81,586.44  
 Unspent Funding: \$0.00  
 Percentage Unspent: 0.00%

- Prevention
- Screening
- Comp. Monitoring/Tracking
- Alternative Sentencing
- Enforcement
- Outpatient Treatment
- Coord. Planning & Eval

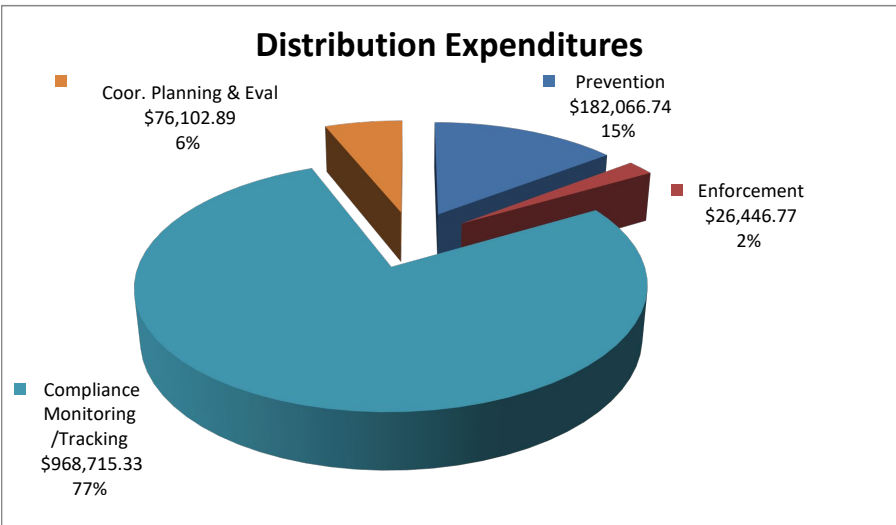
# Local DWI Program Expenditures Dona Ana County FY24



Actual Funding: \$1,450,105.00  
 Actual Expenditures: \$1,353,331.73  
 Unspent Funding: \$96,773.27  
 Percentage Unspent: 6.67%



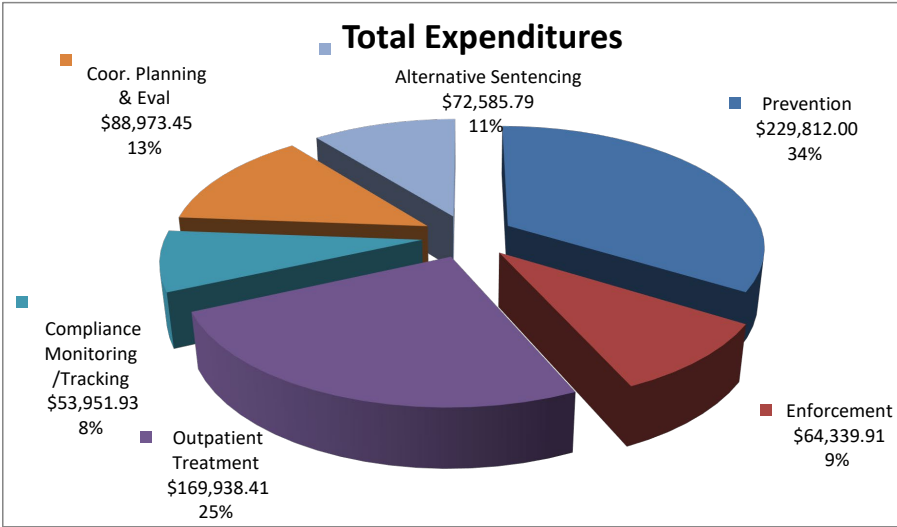
Actual Grant: \$100,000.00  
 Actual Expenditures: \$100,000.00  
 Unspent Funding: \$0.00  
 Percentage Unspent: 0.00%



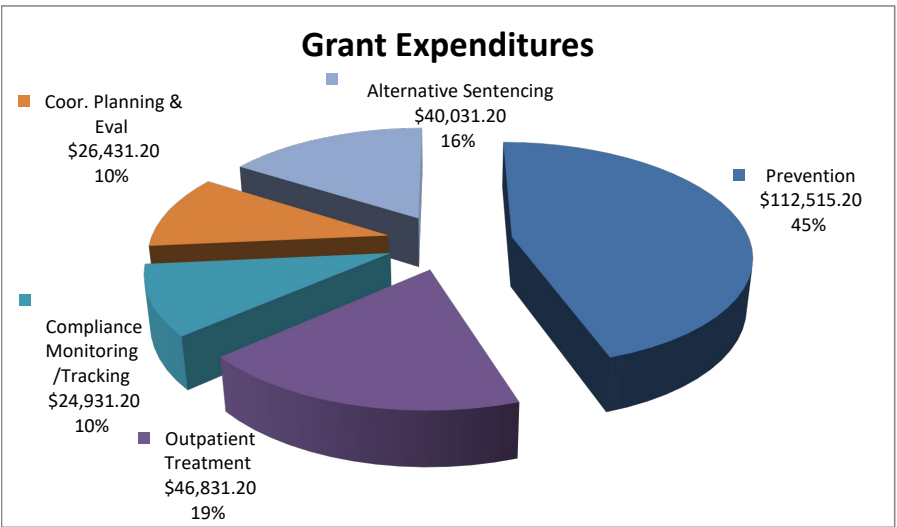
Budgeted Distribution: \$1,350,105.00  
 Actual Expenditures: \$1,253,331.73  
 Unspent Funding: \$96,773.27  
 Percentage Unspent: 7.17%

- Prevention
- Screening
- Comp. Monitoring/Tracking
- Alternative Sentencing
- Enforcement
- Outpatient Treatment
- Coord. Planning & Eval

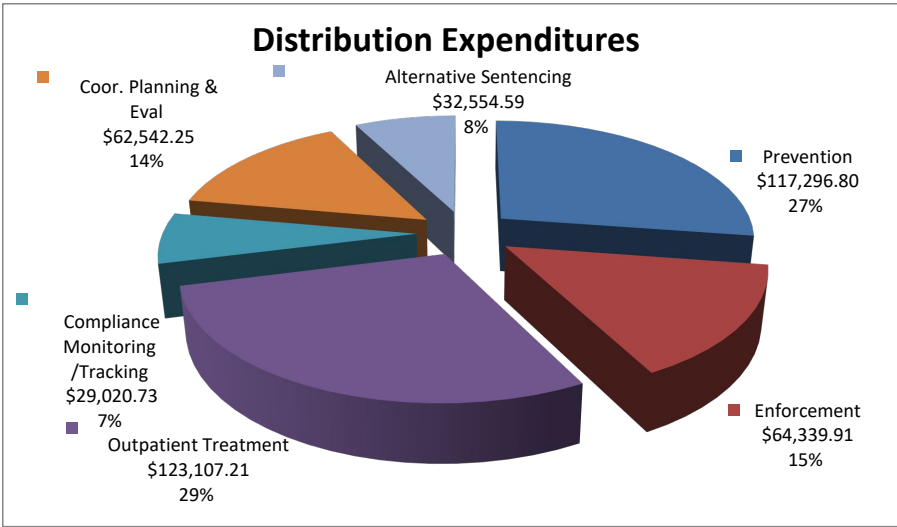
# Local DWI Program Expenditures Eddy County FY23



Actual Funding: \$803,647.00  
 Actual Expenditures: \$679,601.49  
 Unspent Funding: \$124,045.51  
 Percentage Unspent: 15.44%



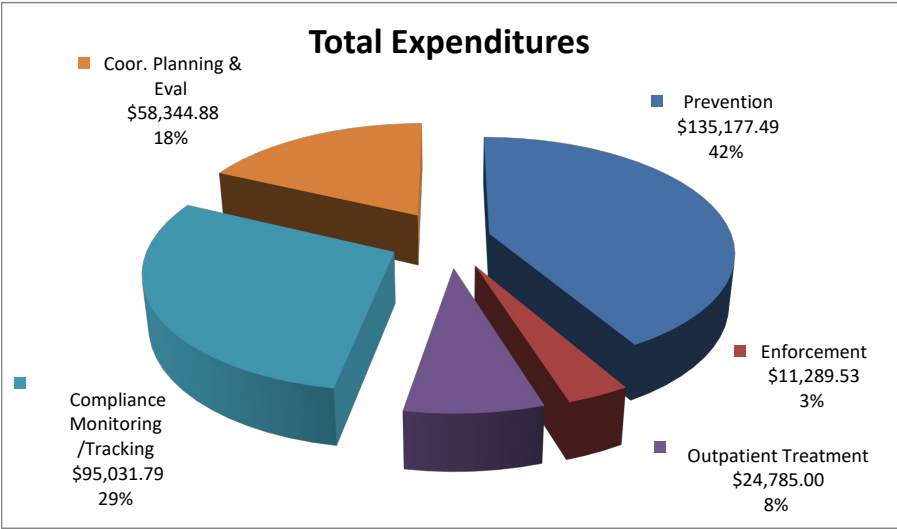
Actual Grant: \$250,740.00  
 Actual Expenditures: \$250,740.00  
 Unspent Funding: \$0.00  
 Percentage Unspent: 0.00%



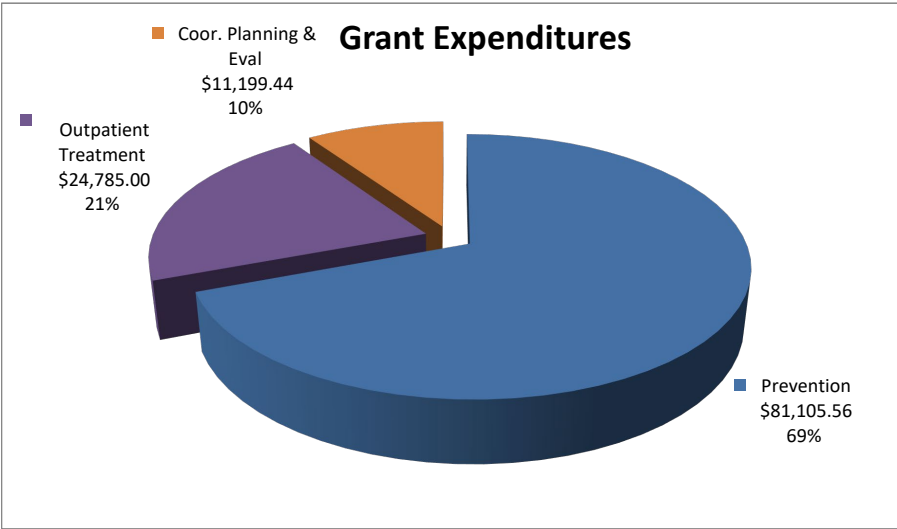
Budgeted Distribution: \$552,907.00  
 Actual Expenditures: \$428,861.49  
 Unspent Funding: \$124,045.51  
 Percentage Unspent: 22.44%

- Prevention
- Enforcement
- Screening
- Outpatient Treatment
- Comp. Monitoring/Tracking
- Coord. Planning & Eval
- Alternative Sentencing

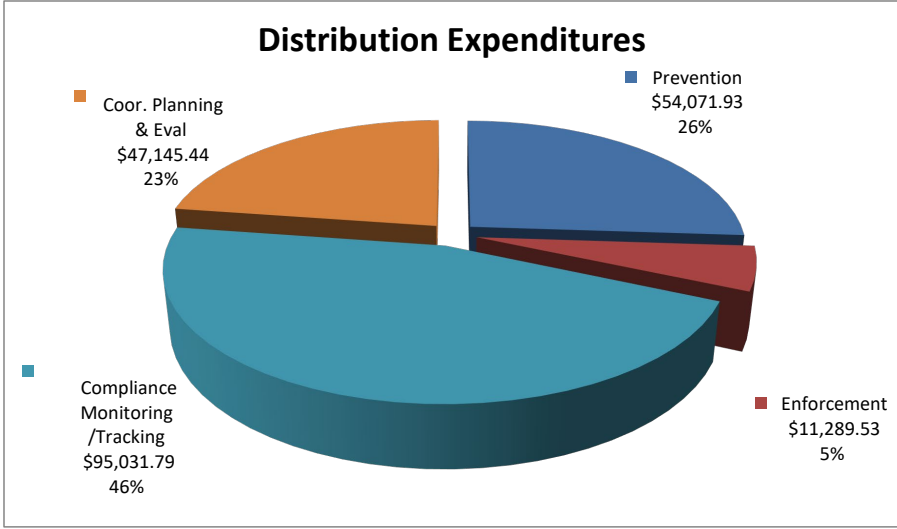
# Local DWI Program Expenditures Grant County FY24



Actual Funding: \$324,628.69  
 Actual Expenditures: \$324,628.69  
 Unspent Funding: \$0.00  
 Percentage Unspent: 0.00%



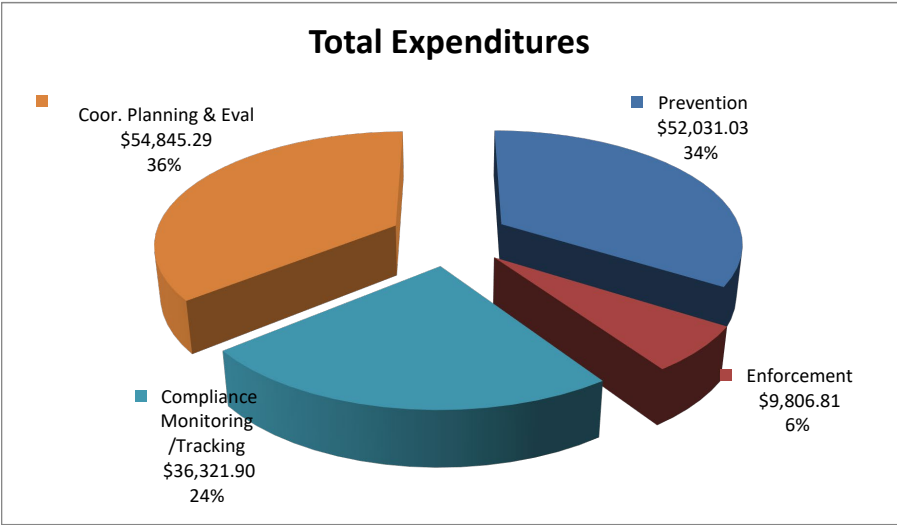
Actual Grant: \$117,090.00  
 Actual Expenditures: \$117,090.00  
 Unspent Funding: \$0.00  
 Percentage Unspent: 0.00%



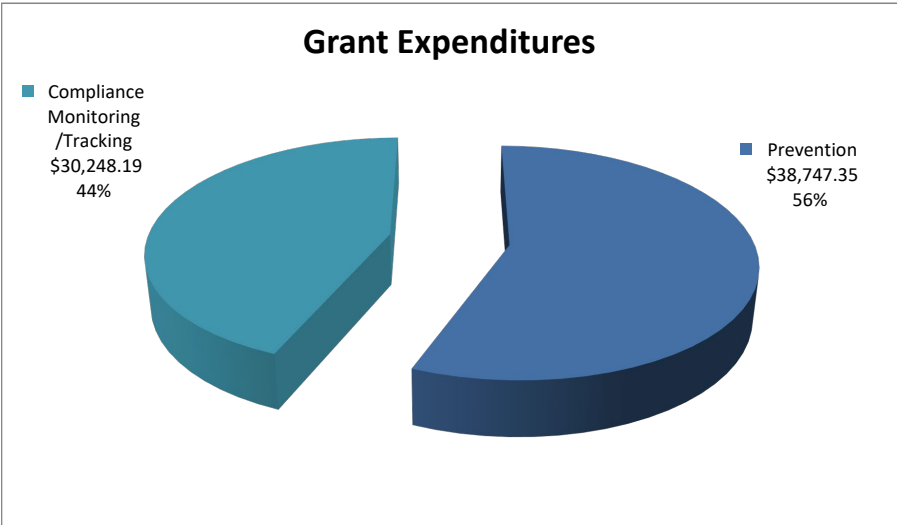
Budgeted Distribution: \$207,538.69  
 Actual Expenditures: \$207,538.69  
 Unspent Funding: \$0.00  
 Percentage Unspent: 0.00%

- Prevention
- Enforcement
- Screening
- Outpatient Treatment
- Comp. Monitoring/Tracking
- Coord. Planning & Eval
- Alternative Sentencing

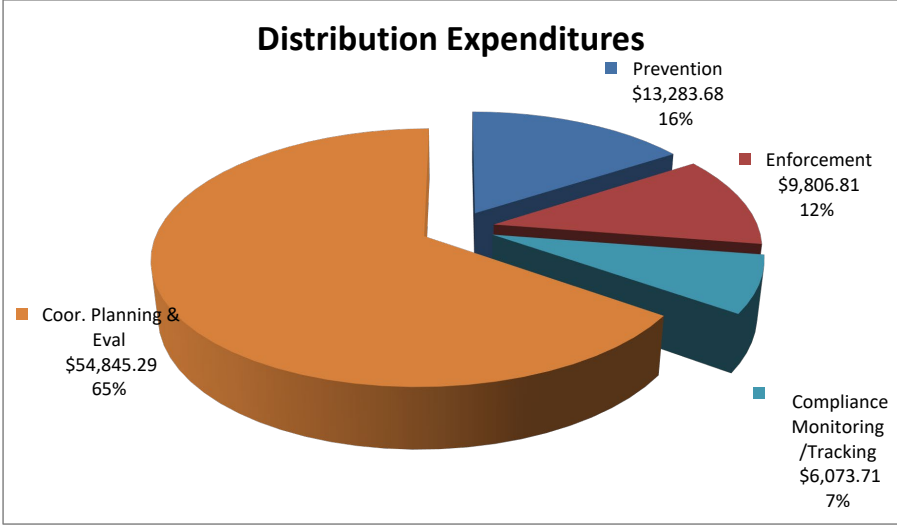
# Local DWI Program Expenditures Guadalupe County FY24



Actual Funding: \$166,930.00  
 Actual Expenditures: \$153,005.03  
 Unspent Funding: \$13,924.97  
 Percentage Unspent: 8.34%



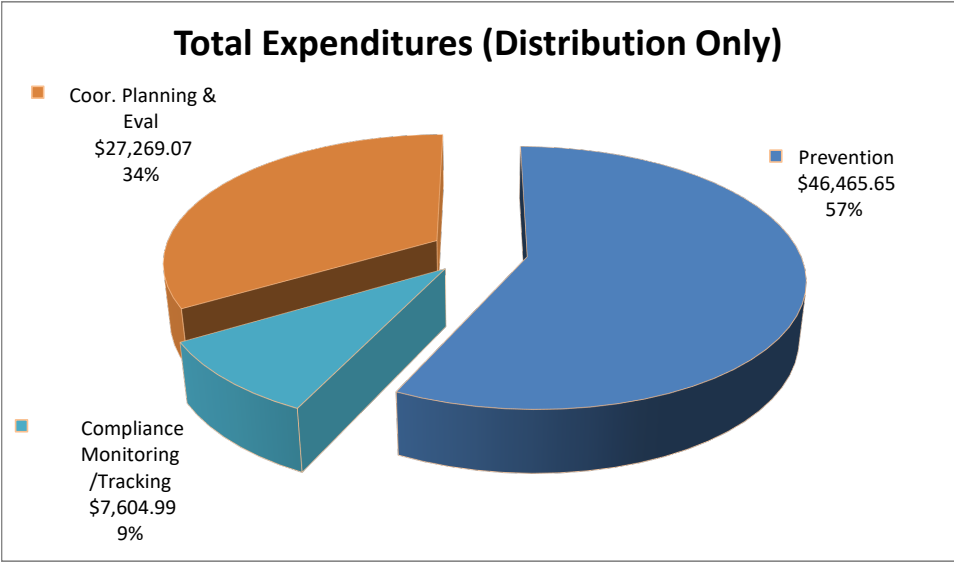
Actual Grant: \$76,158.00  
 Actual Expenditures: \$68,995.54  
 Unspent Funding: \$7,162.46  
 Percentage Unspent: 9.40%



Budgeted Distribution: \$90,772.00  
 Actual Expenditures: \$84,009.49  
 Unspent Funding: \$6,762.51  
 Percentage Unspent: 7.45%

- Prevention
- Screening
- Comp. Monitoring/Tracking
- Alternative Sentencing
- Enforcement
- Outpatient Treatment
- Coord. Planning & Eval

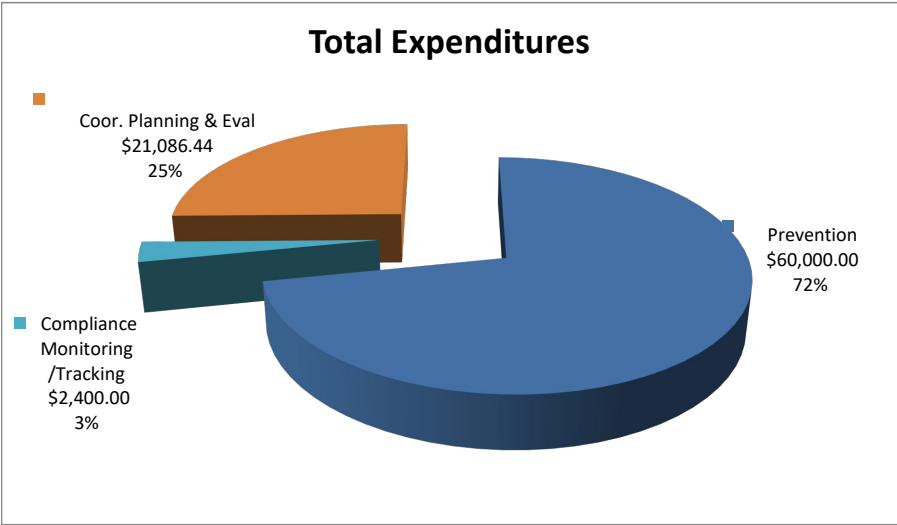
# Local DWI Program Expenditures Harding County FY24



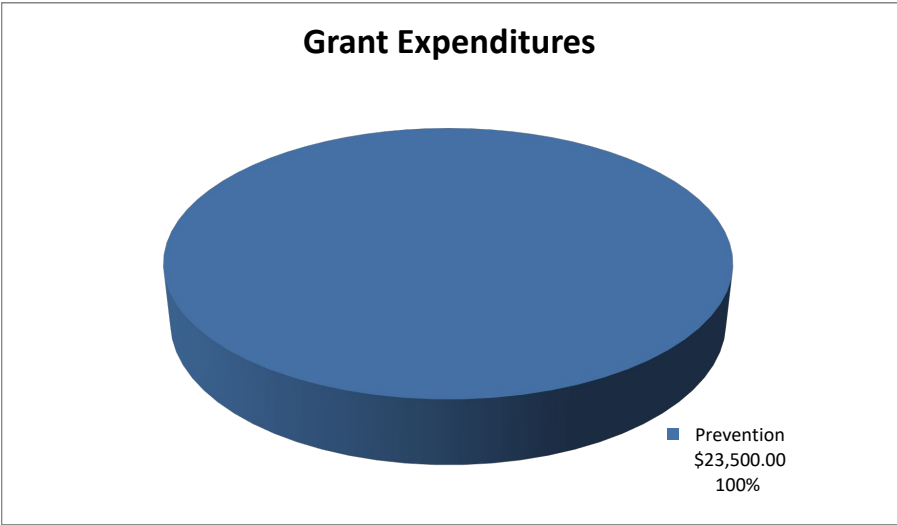
Actual Funding:	\$81,586.44
Actual Expenditures:	\$81,339.71
Unspent Funding:	\$246.73
Percentage Unspent:	0.30%

- Prevention
- Enforcement
- Screening
- Outpatient Treatment
- Comp. Monitoring/Tracking
- Coordination Planning & Evaluation
- Alternative Sentencing

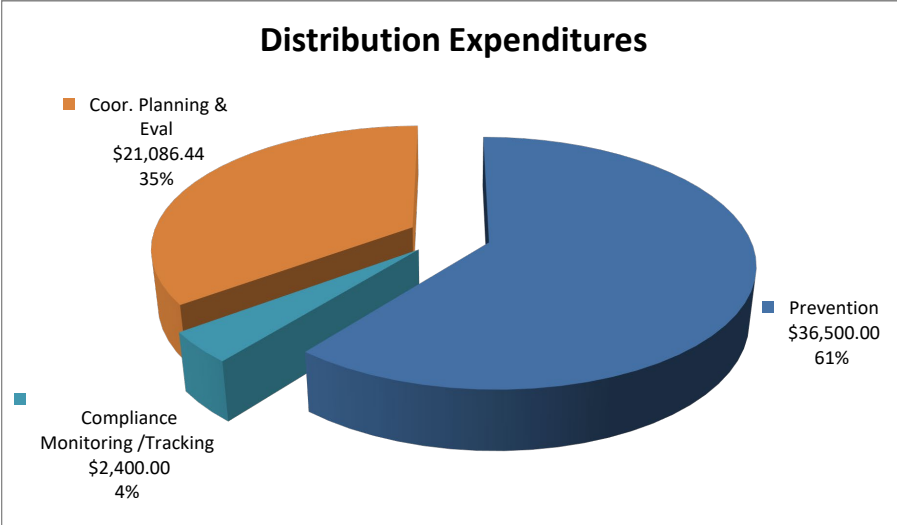
# Local DWI Program Expenditures Hidalgo County FY24



Actual Funding: \$105,086.44  
 Actual Expenditures: \$83,486.44  
 Unspent Funding: \$21,600.00  
 Percentage Unspent: 20.55%



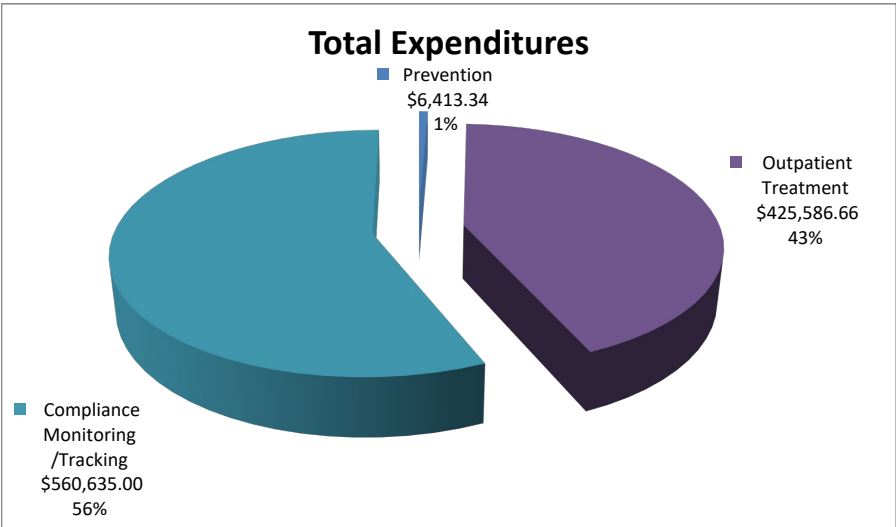
Actual Grant: \$23,500.00  
 Actual Expenditures: \$23,500.00  
 Unspent Funding: \$0.00  
 Percentage Unspent: 0.00%



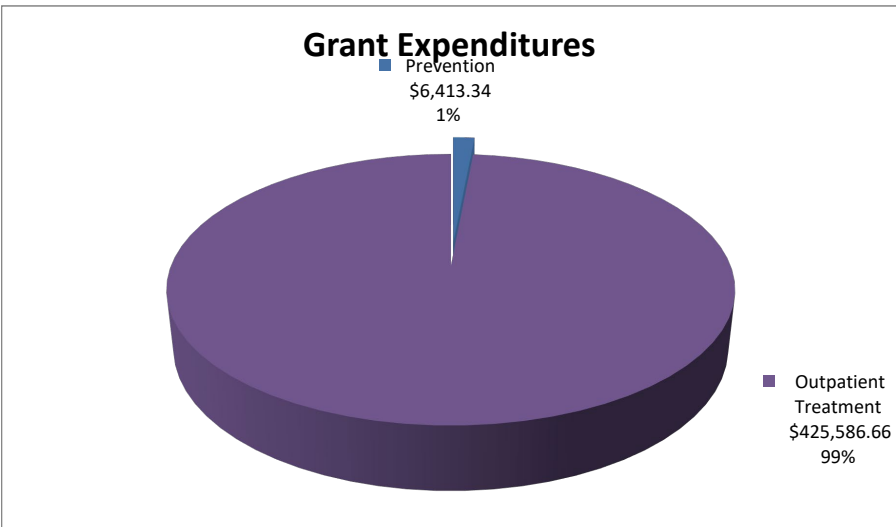
Budgeted Distribution: \$81,586.44  
 Actual Expenditures: \$59,986.44  
 Unspent Funding: \$21,600.00  
 Percentage Unspent: 26.47%

- Prevention
- Screening
- Comp. Monitoring/Tracking
- Alternative Sentencing
- Enforcement
- Outpatient Treatment
- Coord. Planning & Eval

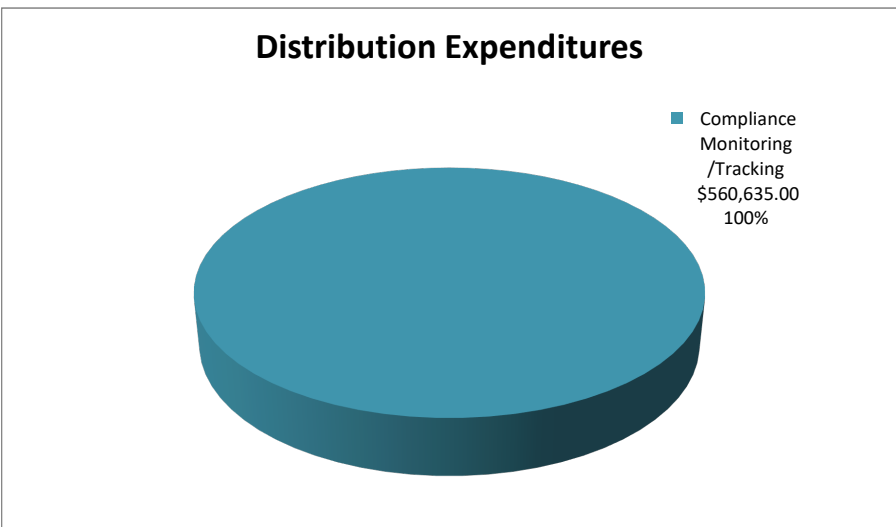
# Local DWI Program Expenditures Lea County FY24



Actual Funding: \$992,635.00  
 Actual Expenditures: \$992,635.00  
 Unspent Funding: \$0.00  
 Percentage Unspent: 0.00%



Actual Grant: \$432,000.00  
 Actual Expenditures: \$432,000.00  
 Unspent Funding: \$0.00  
 Percentage Unspent: 0.00%

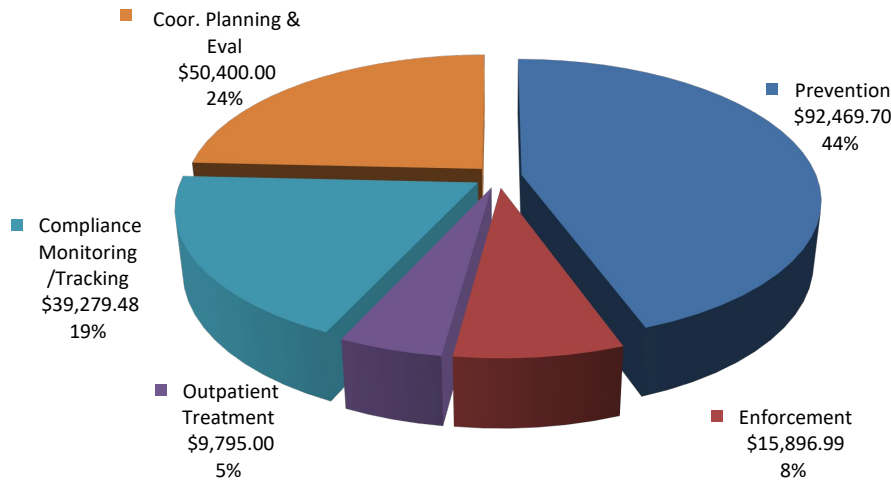


Budgeted Distribution: \$560,635.00  
 Actual Expenditures: \$560,635.00  
 Unspent Funding: \$0.00  
 Percentage Unspent: 0.00%

- Prevention
- Screening
- Comp. Monitoring/Tracking
- Alternative Sentencing
- Enforcement
- Outpatient Treatment
- Coord. Planning & Eval

# Local DWI Program Expenditures Lincoln County FY24

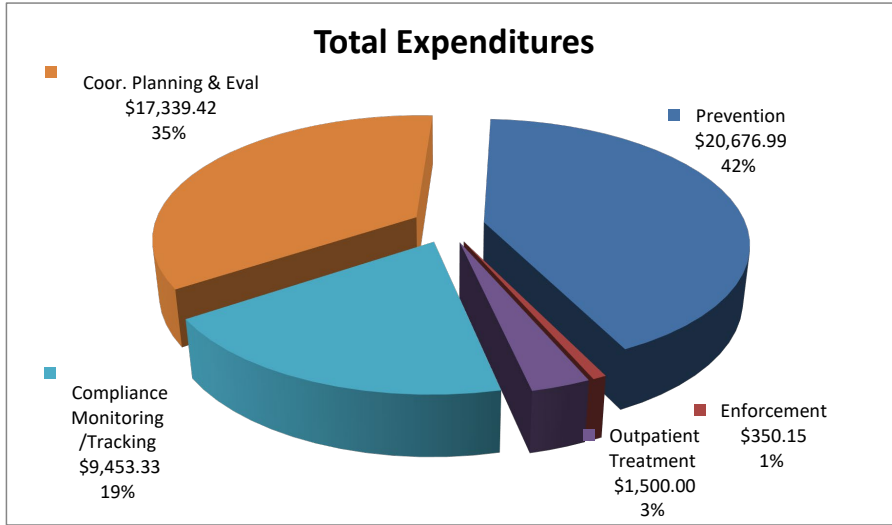
## Total Expenditures (Distribution Only)



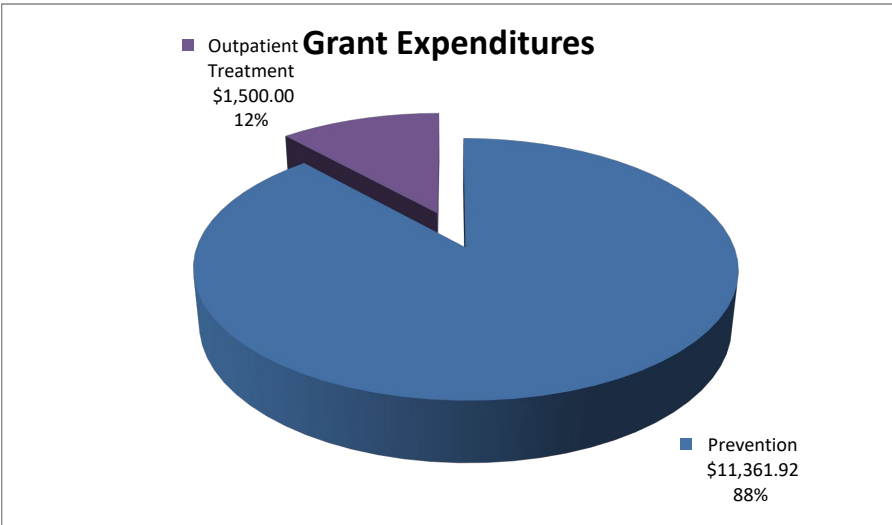
Actual Funding:	\$208,454.00
Actual Expenditures:	\$207,841.17
Unspent Funding:	\$612.83
Percentage Unspent:	0.29%

- Prevention
- Screening
- Comp. Monitoring/Tracking
- Alternative Sentencing
- Enforcement
- Outpatient Treatment
- Coord. Planning & Eval

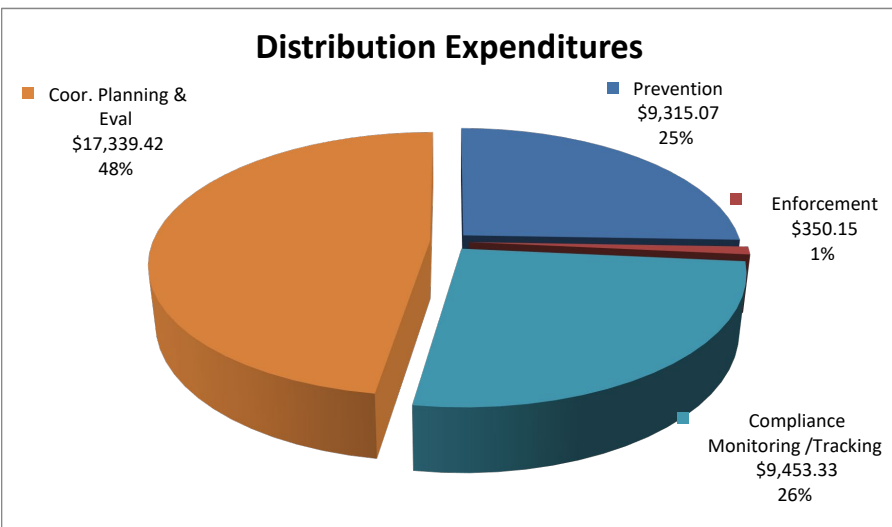
# Local DWI Program Expenditures Los Alamos County FY24



Actual Funding: \$112,298.00  
 Actual Expenditures: \$49,319.89  
 Unspent Funding: \$62,978.11  
 Percentage Unspent: 56.08%



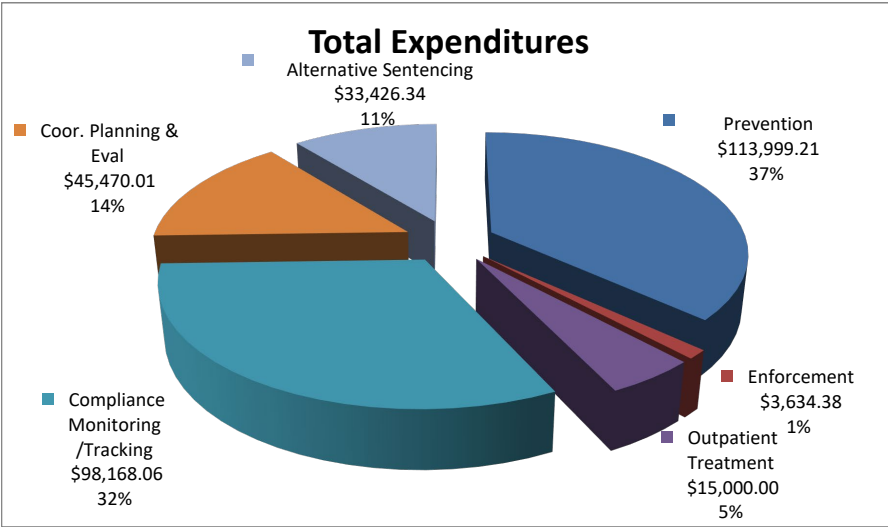
Actual Grant: \$27,000.00  
 Actual Expenditures: \$12,861.92  
 Unspent Funding: \$14,138.08  
 Percentage Unspent: 52.36%



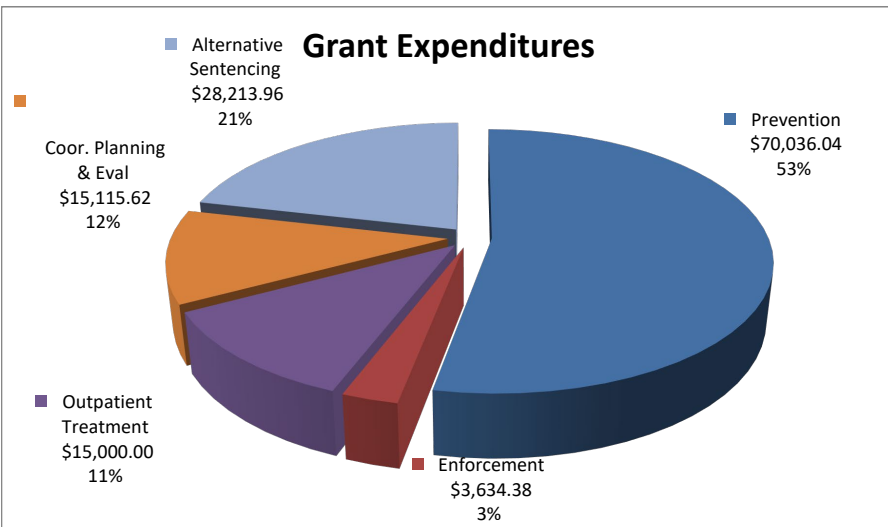
Budgeted Distribution: \$85,298.00  
 Actual Expenditures: \$36,457.97  
 Unspent Funding: \$48,840.03  
 Percentage Unspent: 57.26%

- Prevention
- Screening
- Comp. Monitoring/Tracking
- Alternative Sentencing
- Enforcement
- Outpatient Treatment
- Coord. Planning & Eval

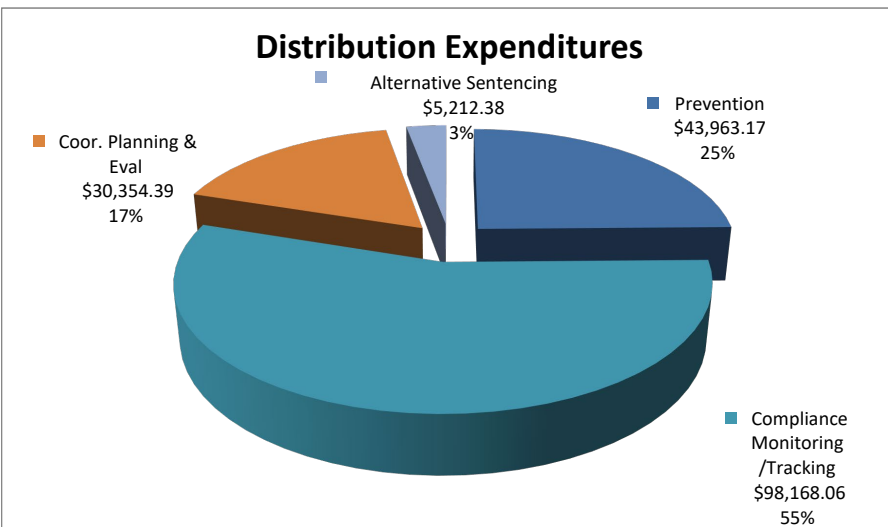
# Local DWI Program Expenditures Luna County FY24



Actual Funding: \$309,698.00  
 Actual Expenditures: \$309,698.00  
 Unspent Funding: \$0.00  
 Percentage Unspent: 0.00%



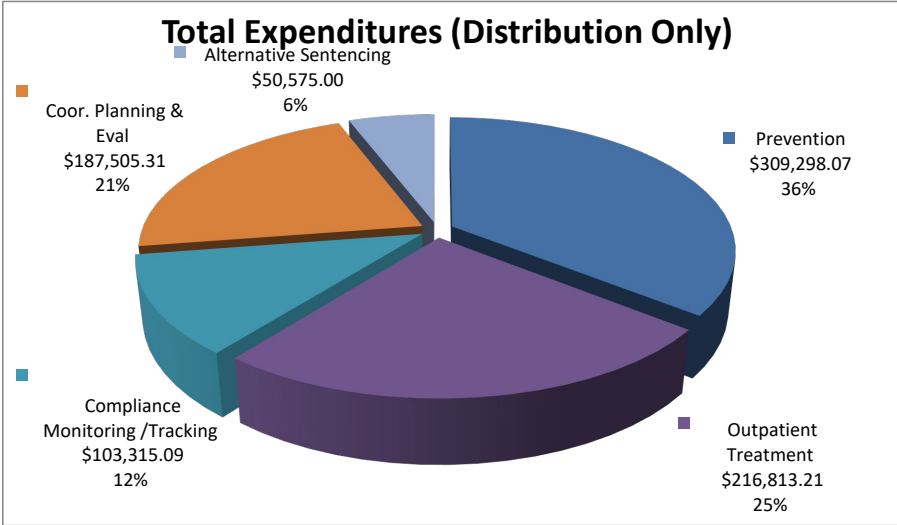
Actual Grant: \$132,000.00  
 Actual Expenditures: \$132,000.00  
 Unspent Funding: \$0.00  
 Percentage Unspent: 0.00%



Budgeted Distribution: \$177,698.00  
 Actual Expenditures: \$177,698.00  
 Unspent Funding: \$0.00  
 Percentage Unspent: 0.00%

- Prevention
- Enforcement
- Screening
- Outpatient Treatment
- Comp. Monitoring/Tracking
- Coord. Planning & Eval
- Alternative Sentencing

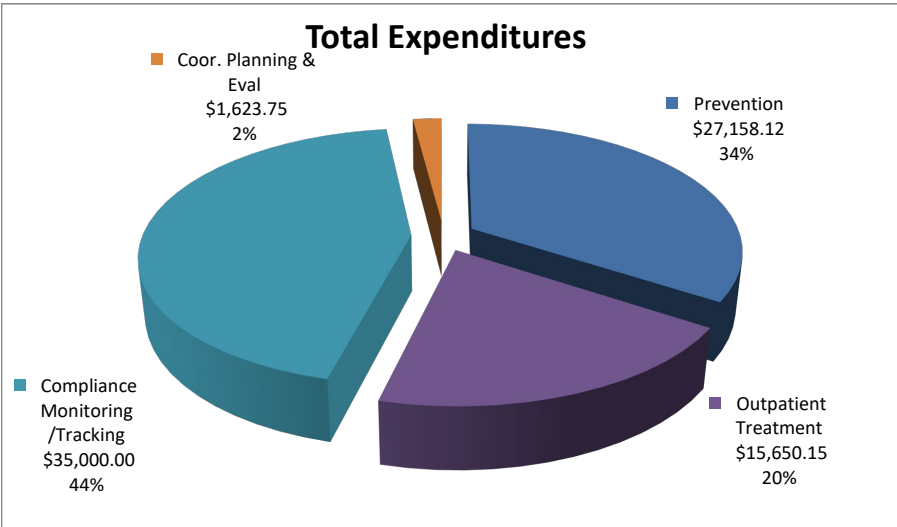
# Local DWI Program Expenditures McKinley County FY24



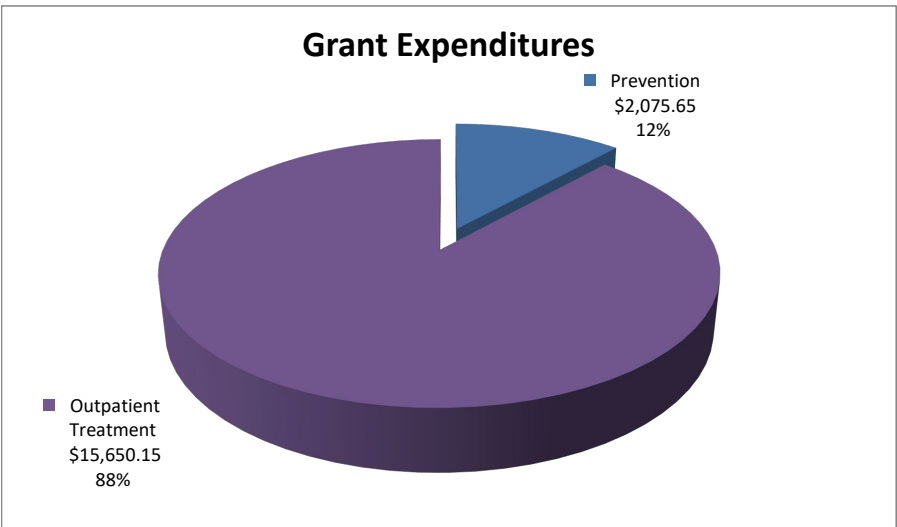
Budgeted Distribution: \$856,022.00  
 Actual Expenditures: \$856,022.00  
 Unspent Funding: \$0.00  
 Percentage Unspent: 0.00%

- Prevention
- Screening
- Comp. Monitoring/Tracking
- Alternative Sentencing
- Enforcement
- Outpatient Treatment
- Coord. Planning & Eval

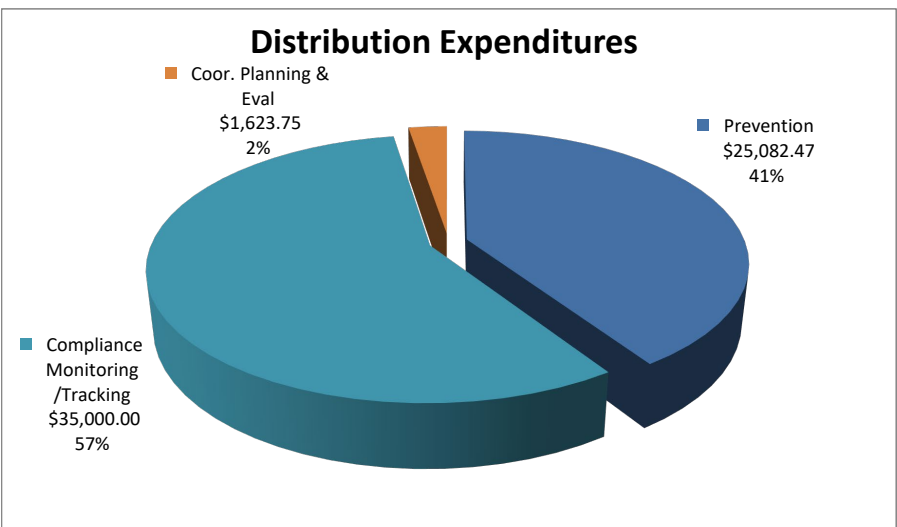
# Local DWI Program Expenditures Mora County FY24



Actual Funding: \$99,317.09  
 Actual Expenditures: \$79,432.02  
 Unspent Funding: \$19,885.07  
 Percentage Unspent: 20.02%



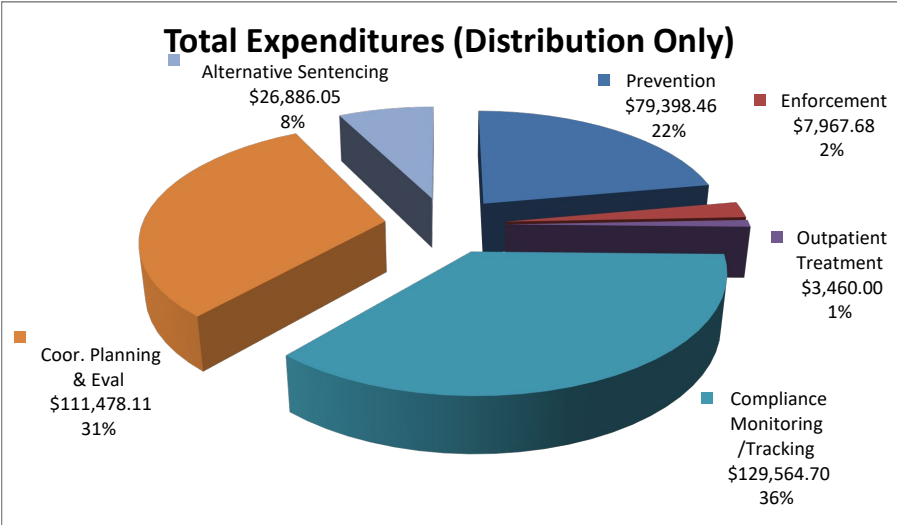
Actual Grant: \$17,730.65  
 Actual Expenditures: \$17,725.80  
 Unspent Funding: \$4.85  
 Percentage Unspent: 0.03%



Budgeted Distribution: \$81,586.44  
 Actual Expenditures: \$61,706.22  
 Unspent Funding: \$19,880.22  
 Percentage Unspent: 24.37%

- Prevention
- Screening
- Comp. Monitoring/Tracking
- Outpatient Treatment
- Enforcement
- Coord. Planning & Eval
- Alternative Sentencing

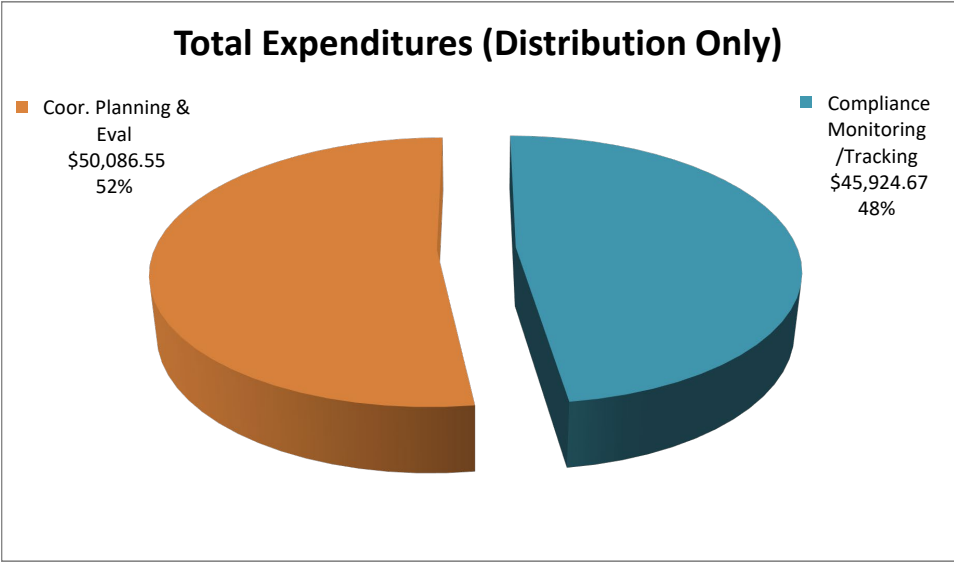
# Local DWI Program Expenditures Otero County FY24



Budgeted Distribution: \$358,755.00  
 Actual Expenditures: \$358,755.00  
 Unspent Funding: \$0.00  
 Percentage Unspent: 0.00%

- Prevention
- Screening
- Comp. Monitoring/Tracking
- Alternative Sentencing
- Enforcement
- Outpatient Treatment
- Coord. Planning & Eval

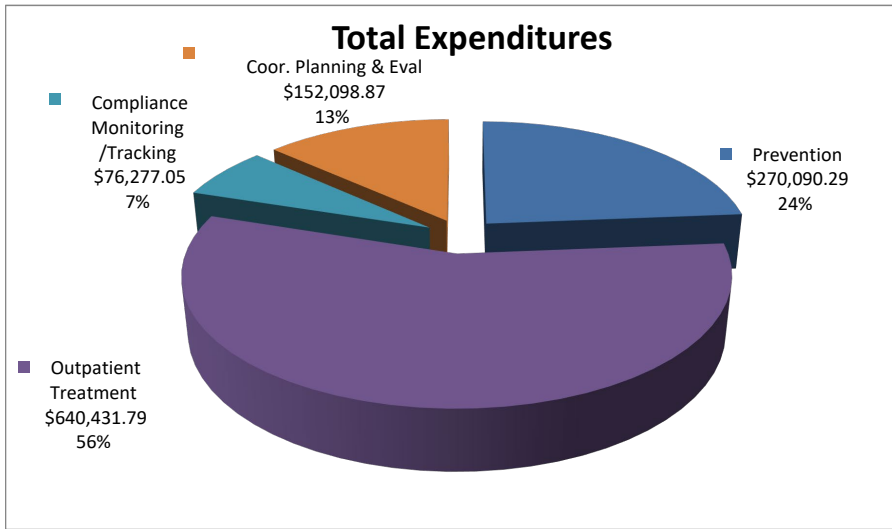
# Local DWI Program Expenditures Quay County FY24



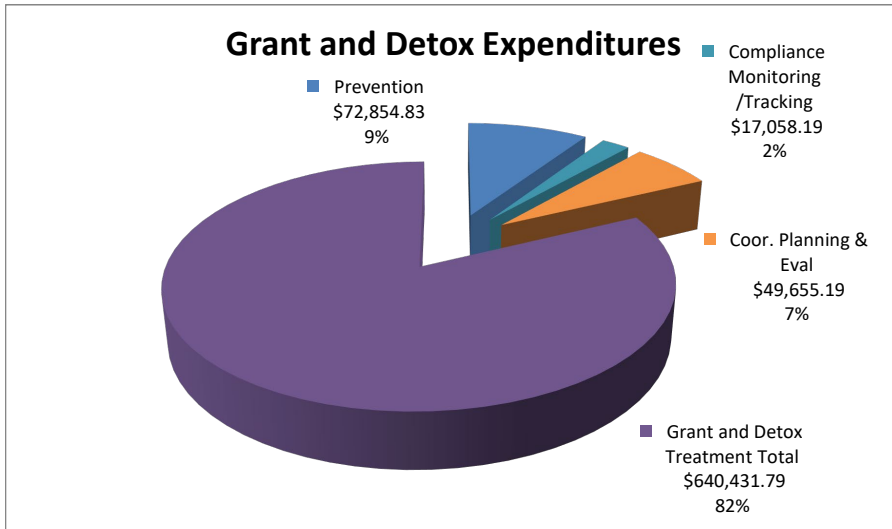
Budgeted Distribution:	\$115,482.00
Actual Expenditures:	\$96,011.22
Unspent Funding:	\$19,470.78
Percentage Unspent:	16.86%

- Prevention
- Screening
- Comp. Monitoring/Tracking
- Alternative Sentencing
- Enforcement
- Outpatient Treatment
- Coor. Planning & Eval

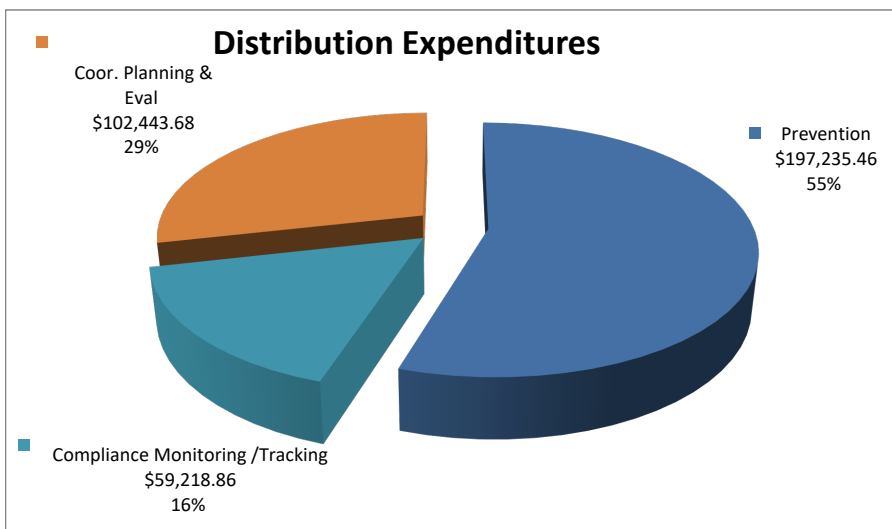
# Local DWI Program Expenditures Rio Arriba County FY24



Actual Funding: \$1,138,898.00  
 Actual Expenditures: \$1,138,898.00  
 Unspent Funding: \$0.00  
 Percentage Unspent: 0.00%



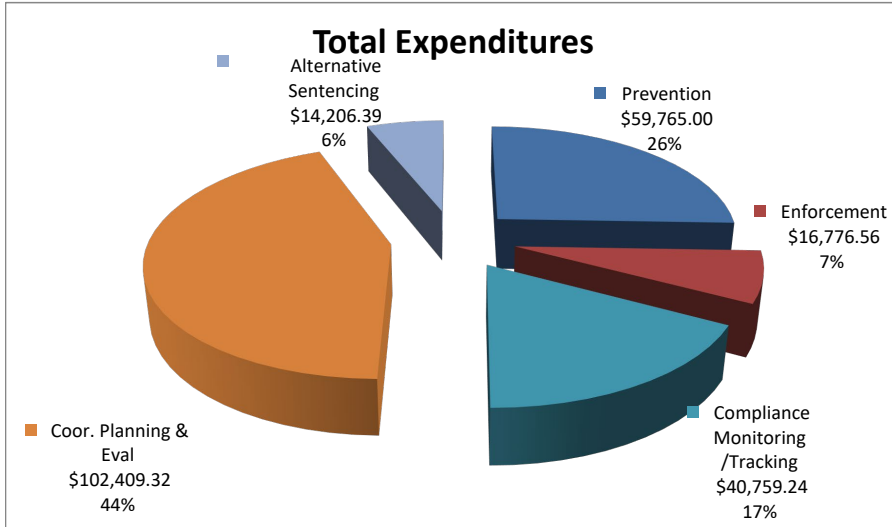
Actual Grant: \$780,000.00  
 Actual Expenditures: \$780,000.00  
 Unspent Funding: \$0.00  
 Percentage Unspent: 0.00%



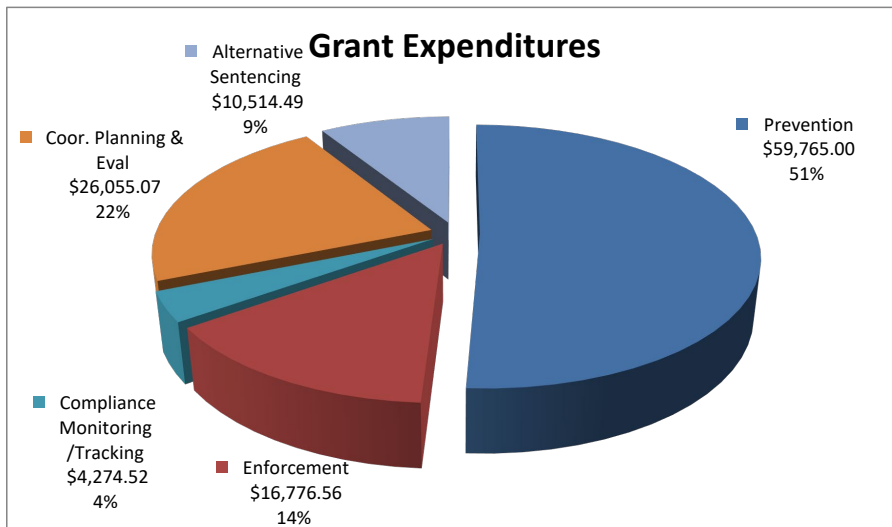
Budgeted Distribution: \$358,898.00  
 Actual Expenditures: \$358,898.00  
 Unspent Funding: \$0.00  
 Percentage Unspent: 0.00%

- Prevention
- Screening
- Comp. Monitoring/Tracking
- Outpatient Treatment
- Coord. Planning & Eval
- Enforcement
- Alternative Sentencing

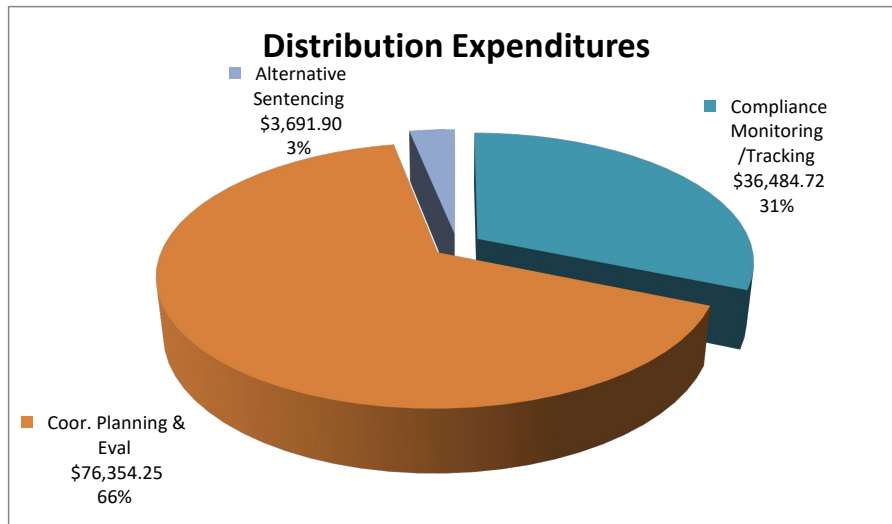
# Local DWI Program Expenditures Roosevelt County FY24



Actual Funding: \$253,689.00  
 Actual Expenditures: \$233,916.51  
 Unspent Funding: \$19,772.49  
 Percentage Unspent: 7.79%



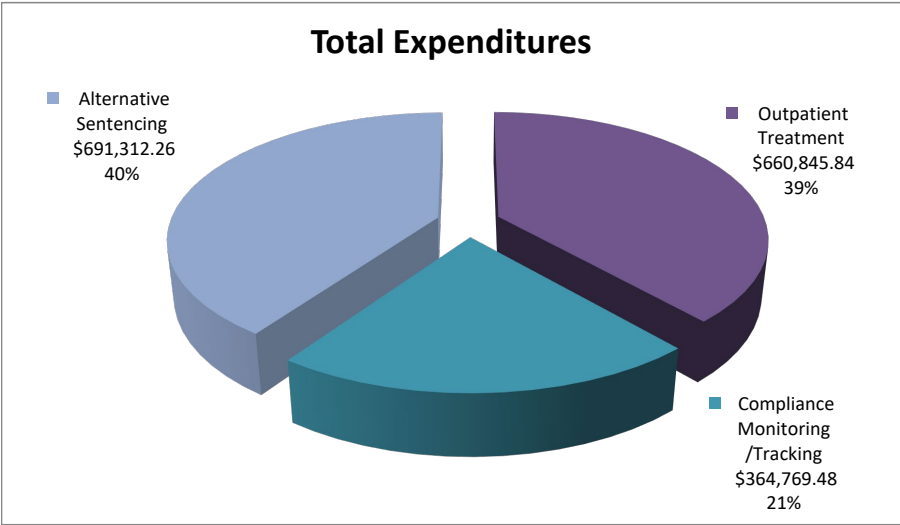
Actual Grant: \$133,500.00  
 Actual Expenditures: \$117,385.64  
 Unspent Funding: \$16,114.36  
 Percentage Unspent: 12.07%



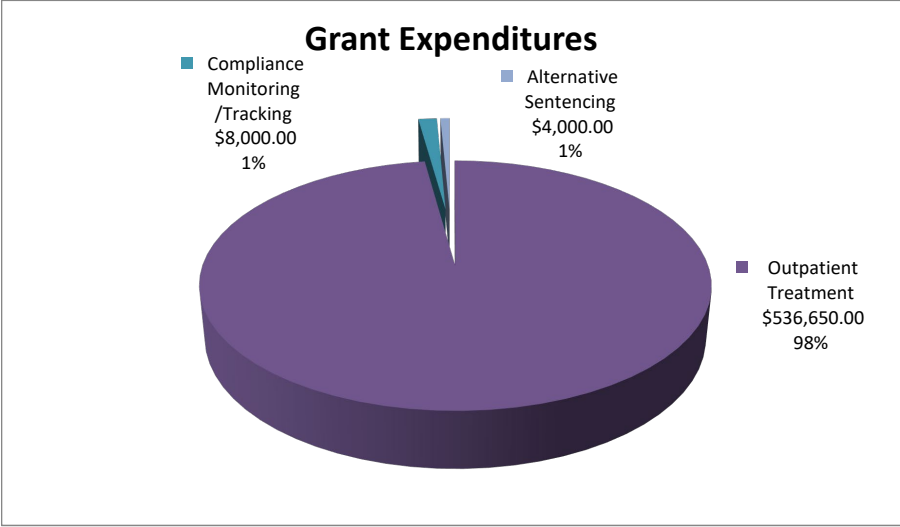
Budgeted Distribution: 120,189.00  
 Actual Expenditures: \$116,530.87  
 Unspent Funding: \$3,658.13  
 Percentage Unspent: 3.04%

- Prevention
- Enforcement
- Screening
- Outpatient Treatment
- Comp. Monitoring/Tracking
- Coord. Planning & Eval
- Alternative Sentencing

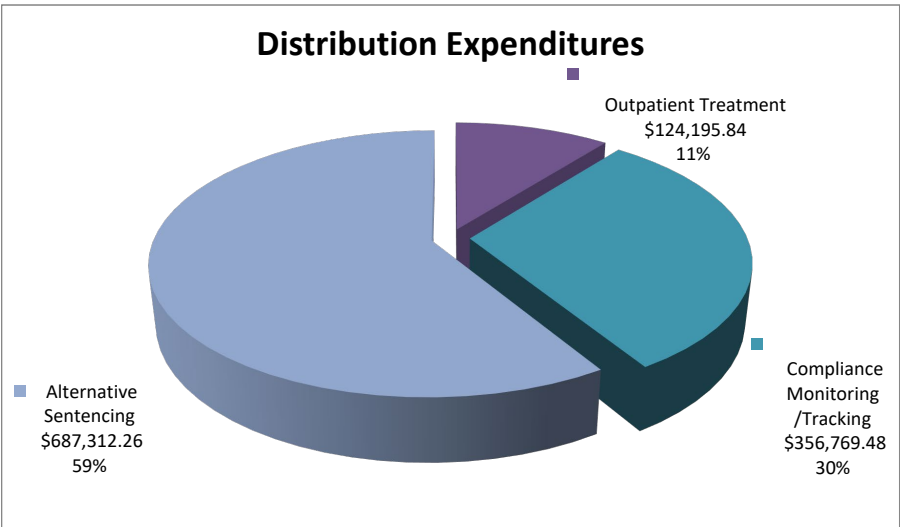
# Local DWI Program Expenditures San Juan County FY24



Actual Funding: \$1,716,927.58  
 Actual Expenditures: \$1,716,927.58  
 Unspent Funding: \$0.00  
 Percentage Unspent: 0.00%



Actual Grant: \$548,650.00  
 Actual Expenditures: \$548,650.00  
 Unspent Funding: \$0.00  
 Percentage Unspent: 0.00%

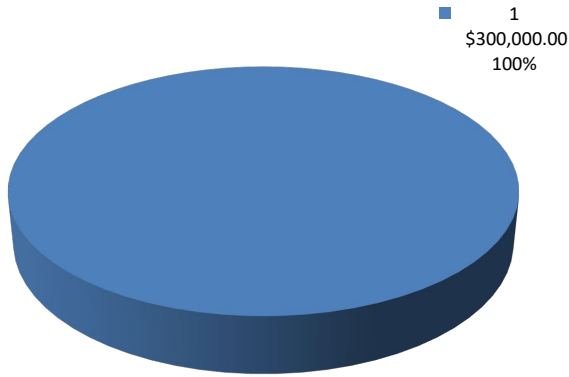


Budgeted Distribution: \$1,168,277.58  
 Actual Expenditures: \$1,168,277.58  
 Unspent Funding: \$0.00  
 Percentage Unspent: 0.00%

- Prevention
- Enforcement
- Screening
- Outpatient Treatment
- Comp. Monitoring/Tracking
- Coord. Planning & Eval
- Alternative Sentencing

# Local DWI Program Expenditures Farmington FY24

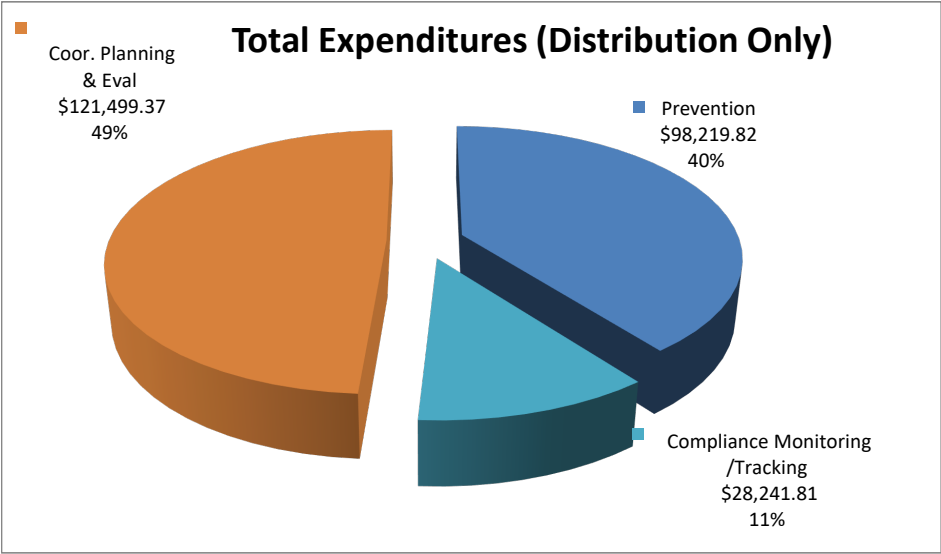
## Total Expenditures (Detox Grant Only)



Actual Funding:	\$300,000.00
Actual Expenditures:	\$300,000.00
Unspent Funding:	\$0.00
Percentage Unspent:	0.00%

- Prevention
- Screening
- Comp. Monitoring/Tracking
- Alternative Sentencing
- Enforcement
- Outpatient Treatment
- Coor. Planning & Eval

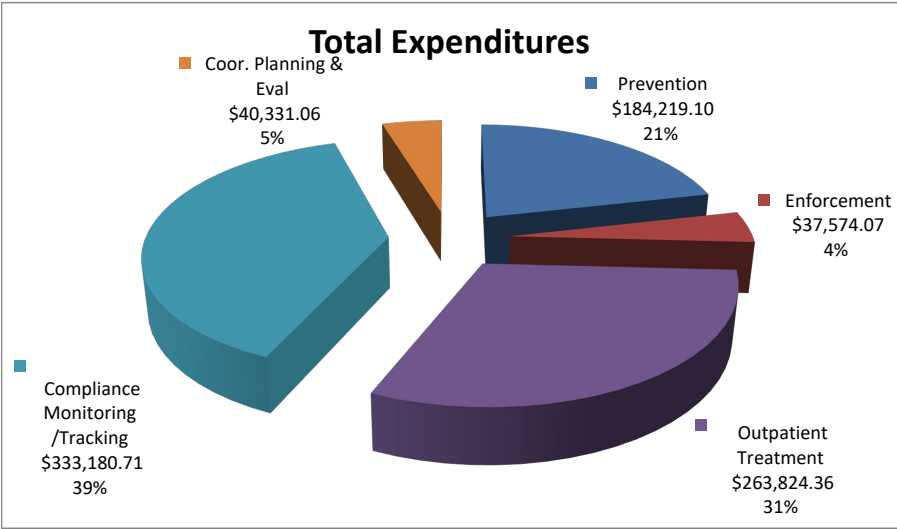
# Local DWI Program Expenditures San Miguel County FY24



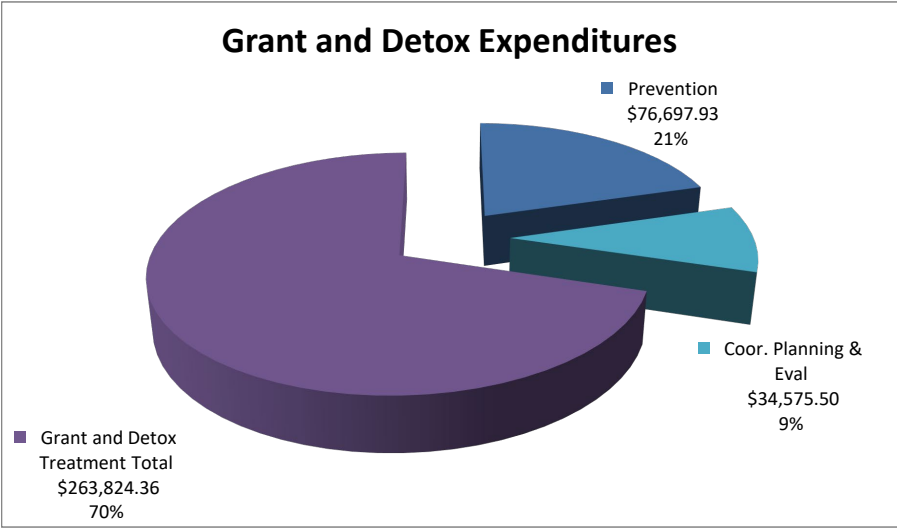
Budgeted Distribution:	\$247,961.00
Actual Expenditures:	\$247,961.00
Unspent Funding:	\$0.00
Percentage Unspent:	0.00%

- Prevention
- Screening
- Comp. Monitoring/Tracking
- Alternative Sentencing
- Enforcement
- Outpatient Treatment
- Coor. Planning & Eval

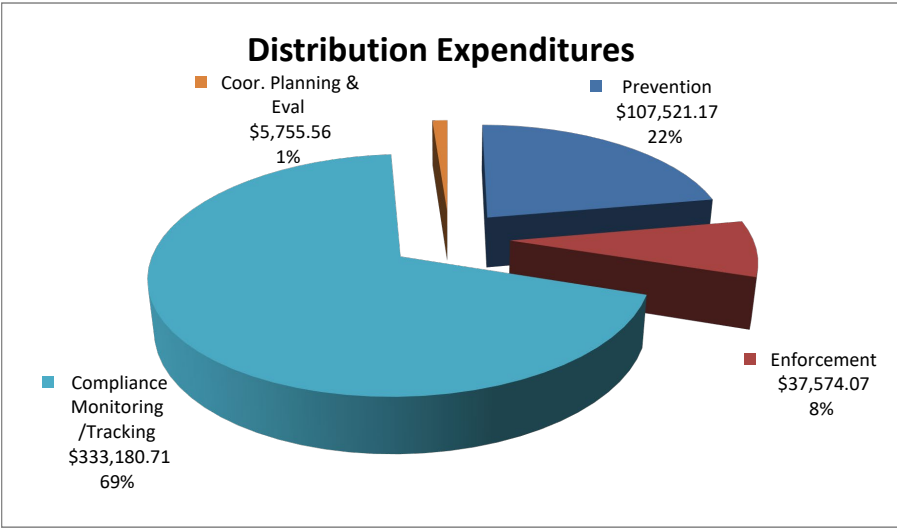
# Local DWI Program Expenditures Sandoval County FY24



Actual Funding: \$1,203,247.95  
 Actual Expenditures: \$859,129.30  
 Unspent Funding: \$344,118.65  
 Percentage Unspent: 28.60%



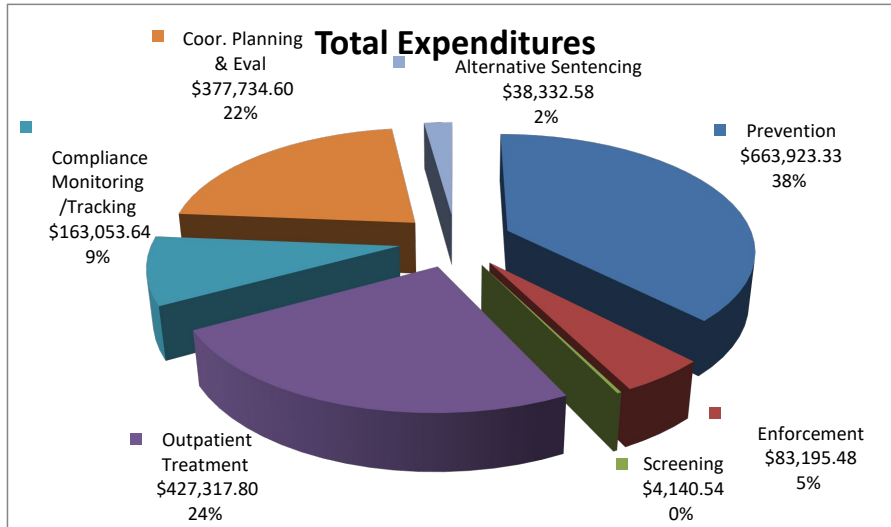
Actual Grant: \$570,136.95  
 Actual Expenditures: \$375,097.79  
 Unspent Funding: \$195,039.16  
 Percentage Unspent: 34.21%



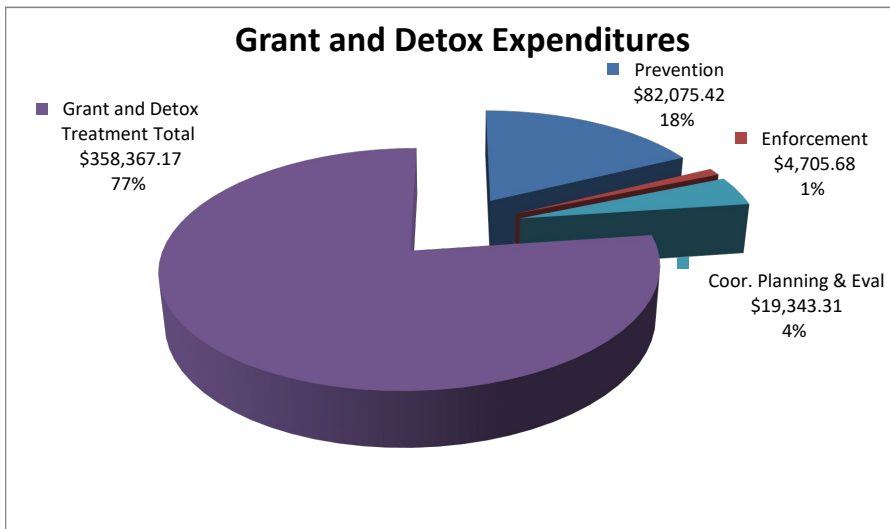
Budgeted Distribution: \$633,111.00  
 Actual Expenditures: \$484,031.51  
 Unspent Funding: \$149,079.49  
 Percentage Unspent: 23.55%

- Prevention
- Screening
- Comp. Monitoring/Tracking
- Alternative Sentencing
- Enforcement
- Outpatient Treatment
- Coord. Planning & Eval

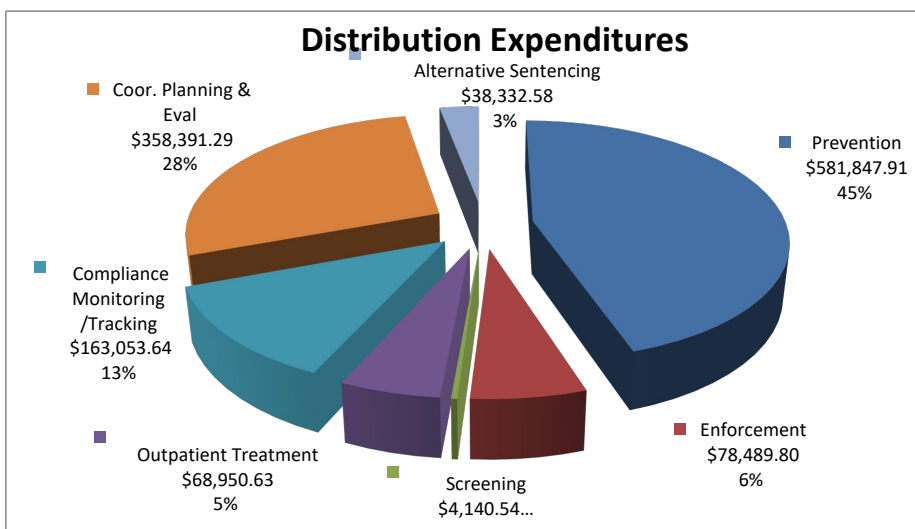
# Local DWI Program Expenditures Santa Fe County FY24



Actual Funding: \$1,939,327.00  
 Actual Expenditures: \$1,757,697.97  
 Unspent Funding: \$181,629.03  
 Percentage Unspent: 9.37%



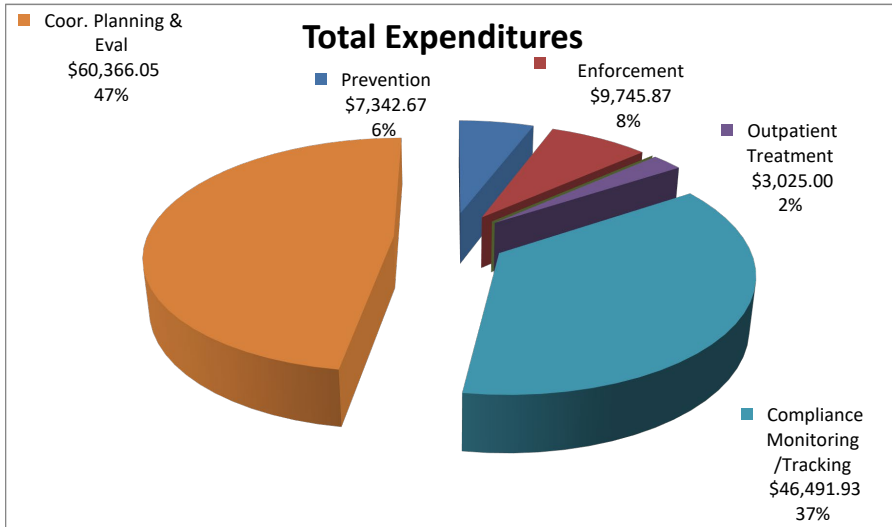
Actual Grant: \$470,550.00  
 Actual Expenditures: \$464,491.58  
 Unspent Funding: \$6,058.42  
 Percentage Unspent: 1.29%



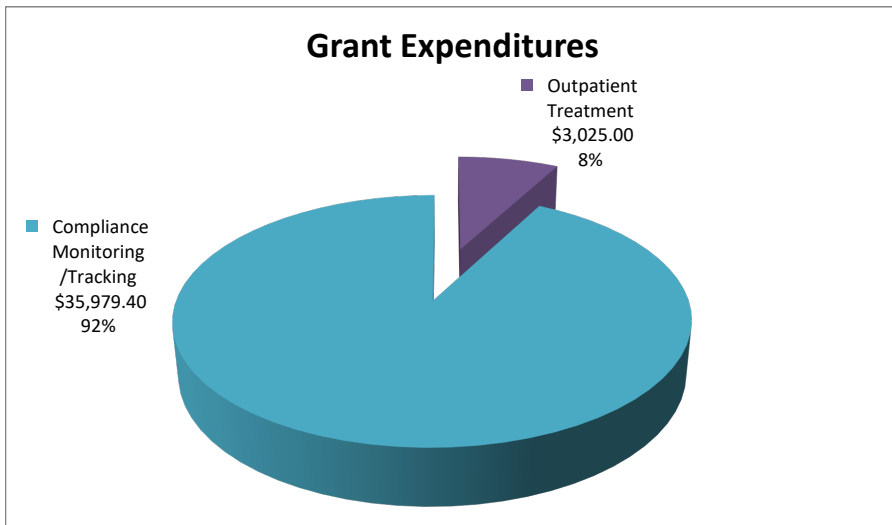
Budgeted Distribution: \$1,468,777.00  
 Actual Expenditures: \$1,293,206.39  
 Unspent Funding: \$175,570.61  
 Percentage Unspent: 11.95%

- Prevention
- Screening
- Comp. Monitoring/Tracking
- Outpatient Treatment
- Enforcement
- Coord. Planning & Eval
- Alternative Sentencing

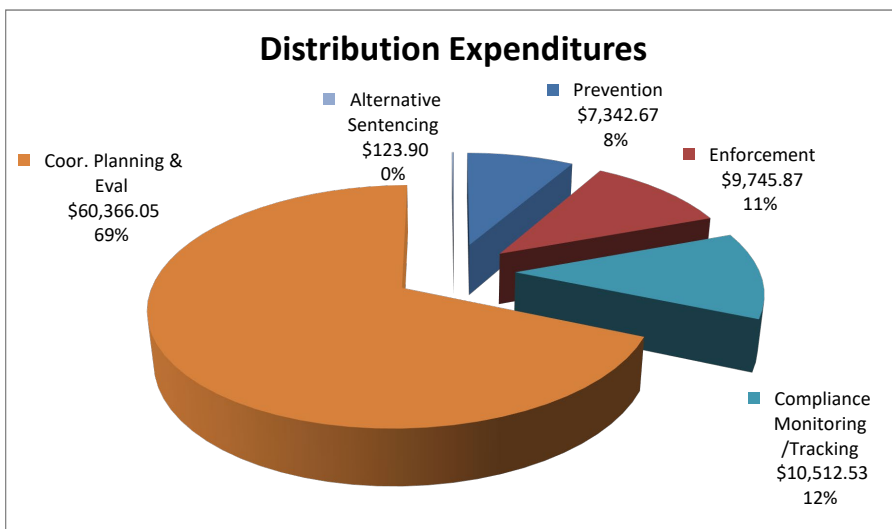
# Local DWI Program Expenditures Sierra County FY24



Actual Funding: \$144,550.00  
 Actual Expenditures: \$127,095.42  
 Unspent Funding: \$17,454.58  
 Percentage Unspent: 12.08%



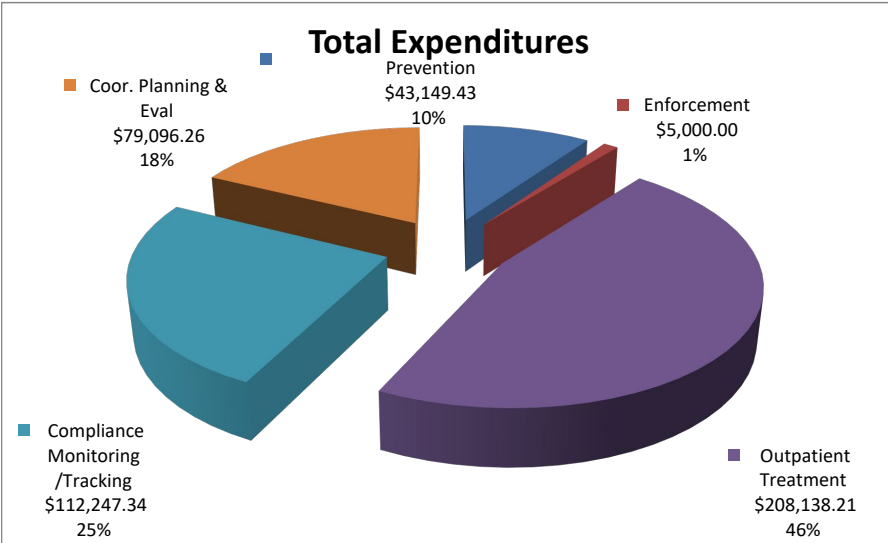
Actual Grant: \$49,000.00  
 Actual Expenditures: \$39,004.40  
 Unspent Funding: \$9,995.60  
 Percentage Unspent: 20.40%



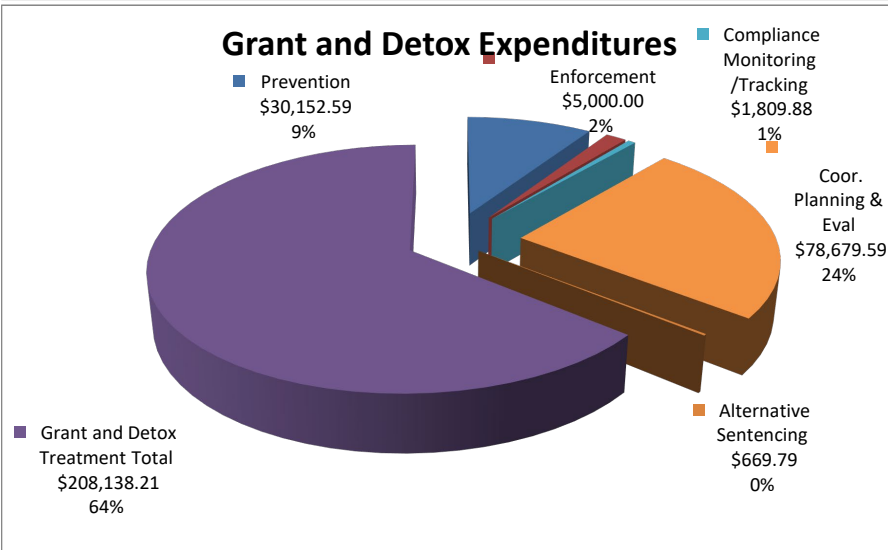
Budgeted Distribution: \$95,550.00  
 Actual Expenditures: \$88,091.02  
 Unspent Funding: \$7,458.98  
 Percentage Unspent: 7.81%

- Prevention
- Enforcement
- Screening
- Outpatient Treatment
- Comp. Monitoring/Tracking
- Coord. Planning & Eval
- Alternative Sentencing

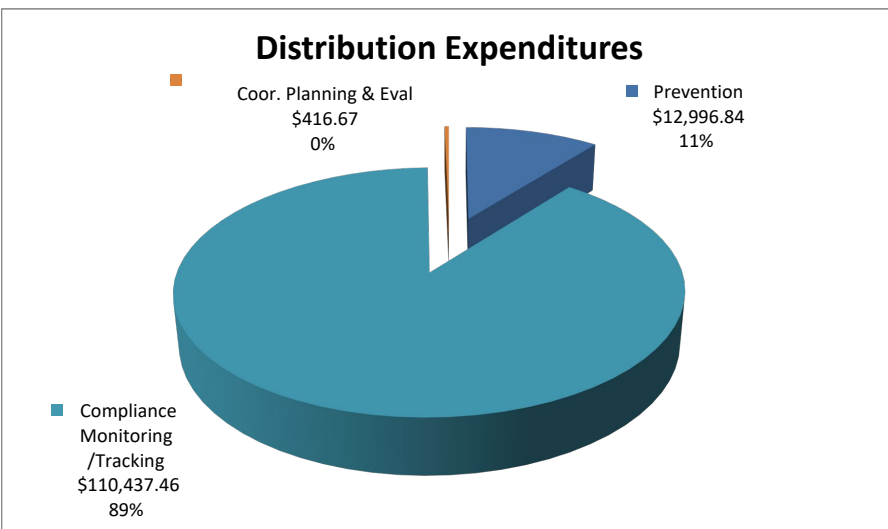
# Local DWI Program Expenditures Socorro County FY24



Actual Funding: \$448,986.00  
 Actual Expenditures: \$448,301.03  
 Unspent Funding: \$684.97  
 Percentage Unspent: 0.15%



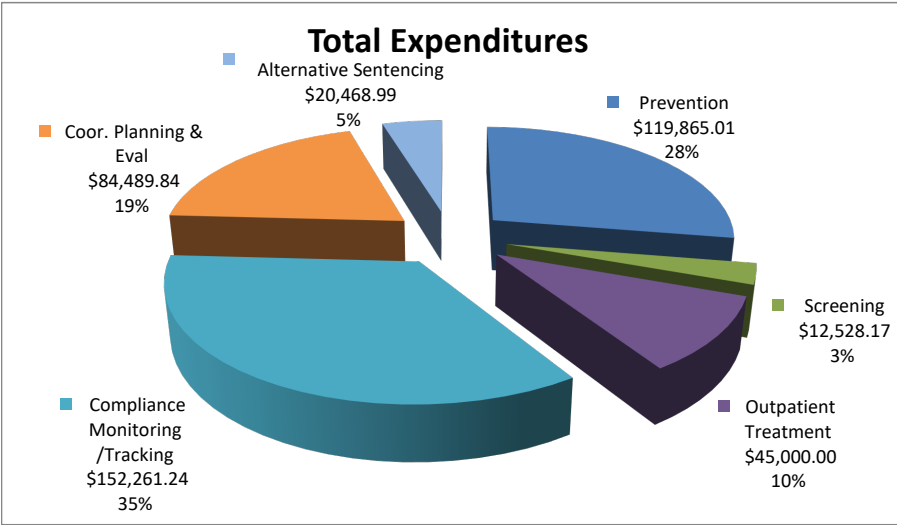
Actual Grant: \$325,000.00  
 Actual Expenditures: \$324,450.06  
 Unspent Funding: \$549.94  
 Percentage Unspent: 0.17%



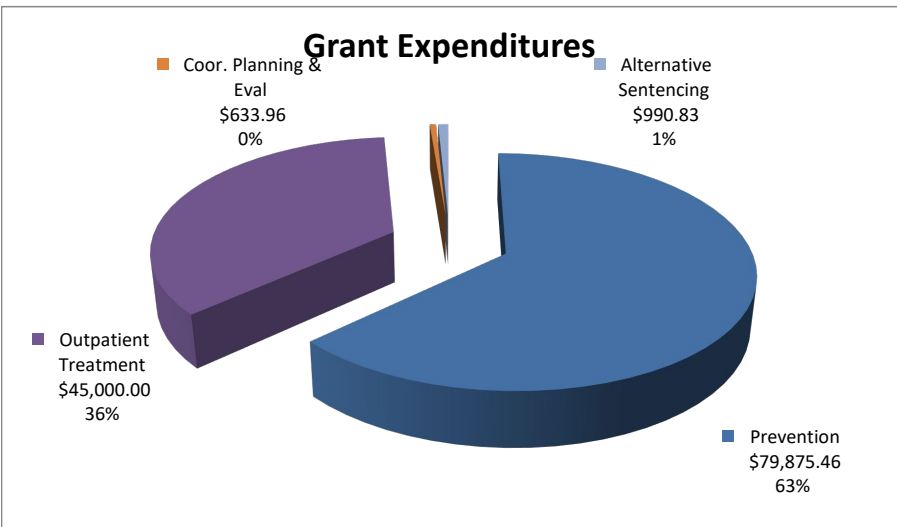
Budgeted Distribution: \$123,986.00  
 Actual Expenditures: \$123,850.97  
 Unspent Funding: \$135.03  
 Percentage Unspent: 0.11%

- Prevention
- Screening
- Comp. Monitoring/Tracking
- Alternative Sentencing
- Enforcement
- Outpatient Treatment
- Coordination Planning & Eval

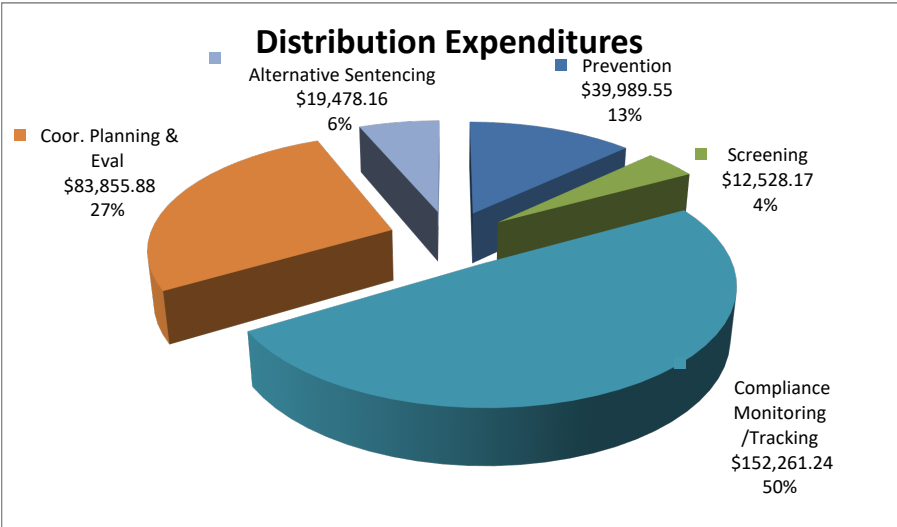
# Local DWI Program Expenditures Taos County FY24



Actual Funding: \$441,093.00  
 Actual Expenditures: \$434,613.25  
 Unspent Funding: \$6,479.75  
 Percentage Unspent: 1.47%



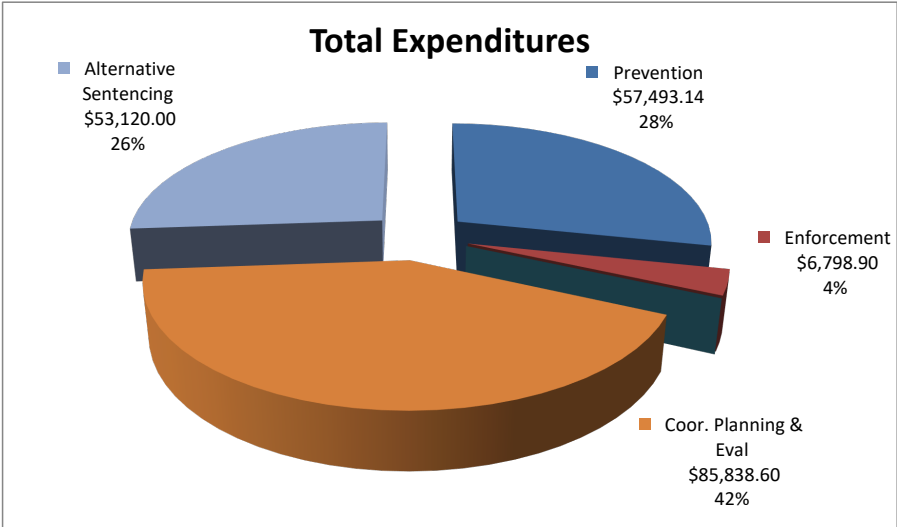
Actual Grant: \$132,980.00  
 Actual Expenditures: \$126,500.25  
 Unspent Funding: \$6,479.75  
 Percentage Unspent: 4.87%



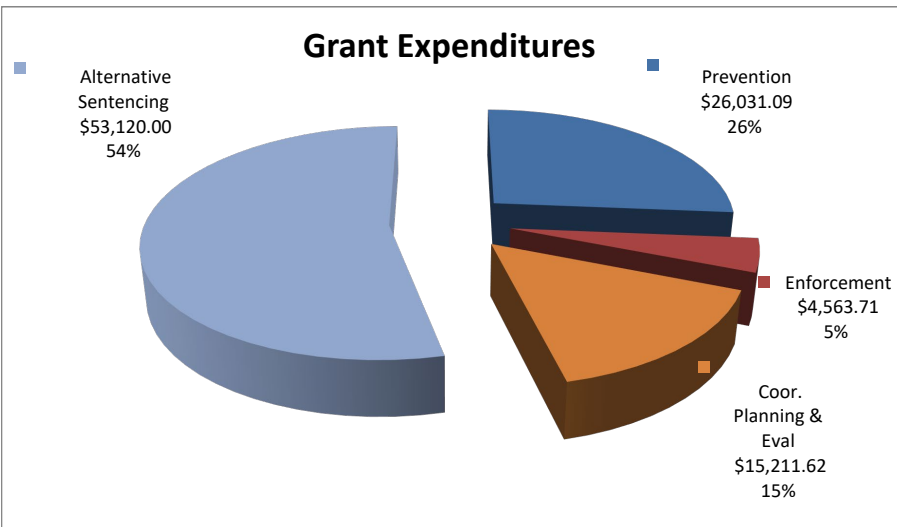
Budgeted Distribution: \$308,113.00  
 Actual Expenditures: \$308,113.00  
 Unspent Funding: \$0.00  
 Percentage Unspent: 0.00%

- Prevention
- Screening
- Comp. Monitoring/Tracking
- Enforcement
- Outpatient Treatment
- Coord. Planning & Eval
- Alternative Sentencing

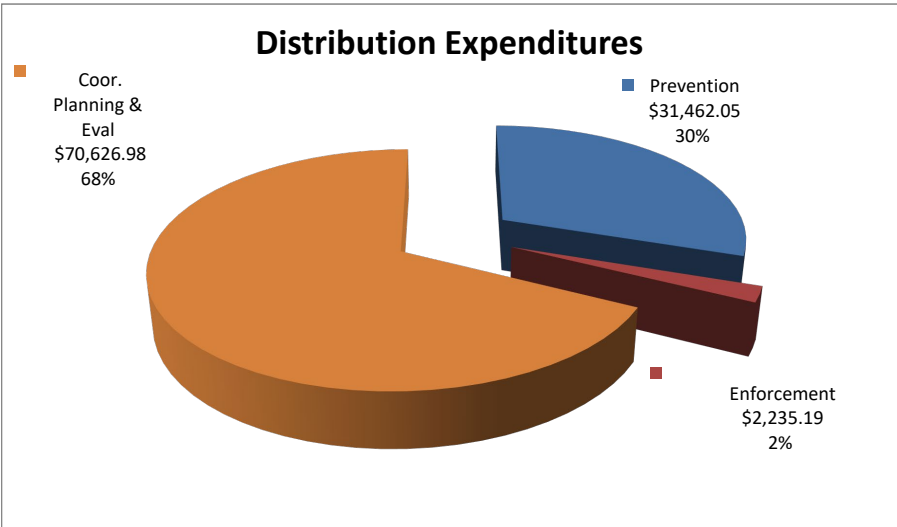
# Local DWI Program Expenditures Torrance County FY24



Actual Funding: \$216,577.00  
 Actual Expenditures: \$203,250.64  
 Unspent Funding: \$13,326.36  
 Percentage Unspent: 6.15%



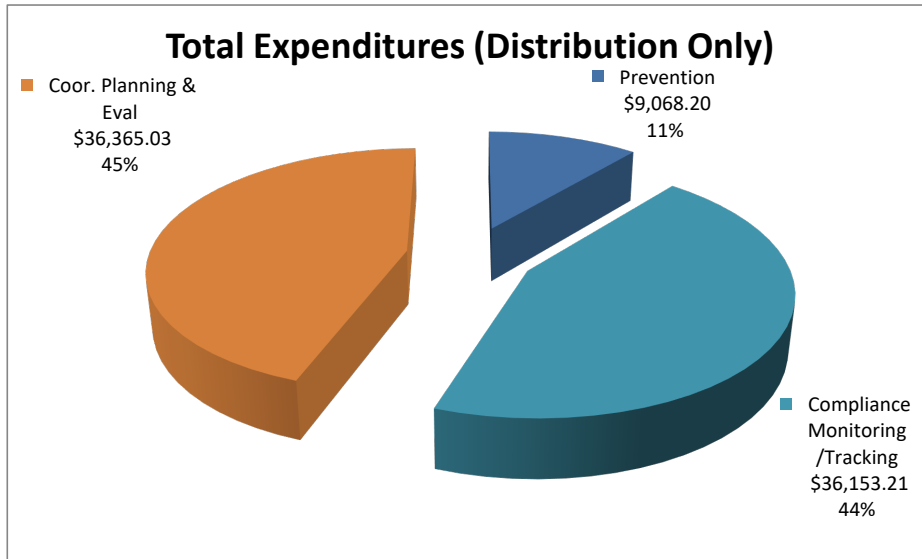
Actual Grant: \$100,000.00  
 Actual Expenditures: \$98,926.42  
 Unspent Funding: \$1,073.58  
 Percentage Unspent: 1.07%



Budgeted Distribution: \$116,577.00  
 Actual Expenditures: \$104,324.22  
 Unspent Funding: \$12,252.78  
 Percentage Unspent: 10.51%

- Prevention
- Screening
- Comp. Monitoring/Tracking
- Alternative Sentencing
- Enforcement
- Outpatient Treatment
- Coord. Planning & Eval

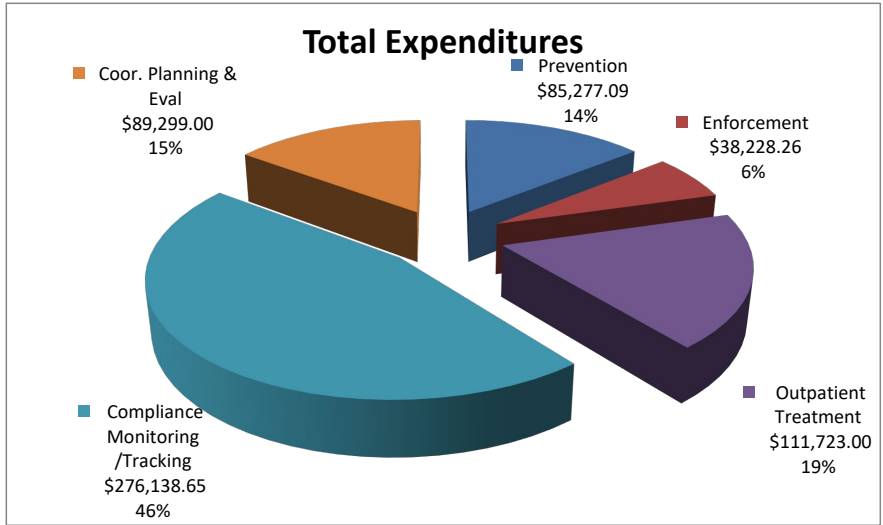
# Local DWI Program Expenditures Union County FY24



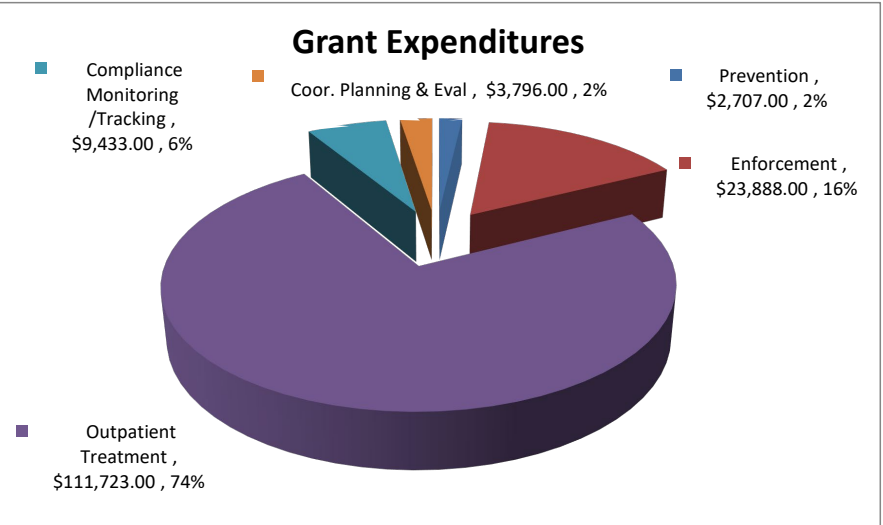
Actual Funding:	\$81,586.44
Actual Expenditures:	\$81,586.44
Unspent Funding:	\$0.00
Percentage Unspent:	0.00%

- Prevention
- Screening
- Comp. Monitoring/Tracking
- Alternative Sentencing
- Enforcement
- Outpatient Treatment
- Coord. Planning & Eval

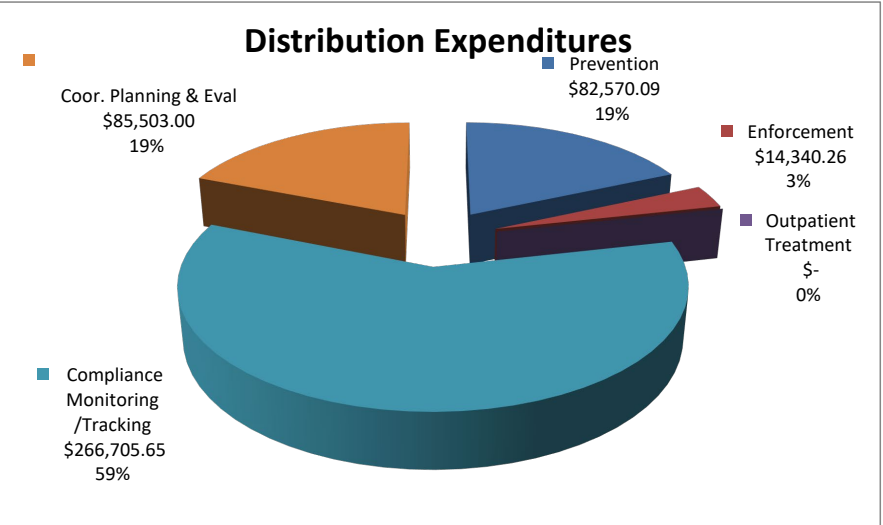
# Local DWI Program Expenditures Valencia County FY24



Actual Funding: \$600,666.00  
 Actual Expenditures: \$600,666.00  
 Unspent Funding: \$0.00  
 Percentage Unspent: 0.00%



Actual Grant: \$151,547.00  
 Actual Expenditures: \$151,547.00  
 Unspent Funding: \$0.00  
 Percentage Unspent: 0.00%



Budgeted Distribution: \$449,119.00  
 Actual Expenditures: \$449,119.00  
 Unspent Funding: \$0.00  
 Percentage Unspent: 0.00%

- Prevention
- Screening
- Comp. Monitoring/Tracking
- Alternative Sentencing
- Enforcement
- Outpatient Treatment
- Coord. Planning & Eval



New Mexico  
**Department of Finance  
and Administration**