

August 25, 2025

Cabinet Secretary Wayne Propst
Department of Finance and Administration
190 Bataan Memorial Building
Santa Fe, NM 87501

Secretary Propst,

The New Mexico Regulation and Licensing Department (RLD) remains steadfast in our mission to promote public confidence in professional and occupational services, trades, and industries by balancing responsible regulation with economic vitality. Guided by our values of service, integrity, and dedication, RLD continues to modernize its processes, remove unnecessary licensing barriers, and enhance the customer experience for approximately 400,000 licensees and permittees across 35 industries statewide.

For Fiscal Year 2027, RLD respectfully submits a request of \$61,445,036 to strengthen our regulatory framework and advance modernization efforts. Key priorities include expanding compliance capacity within the Cannabis Control Division to ensure safe and well-regulated growth, transitioning the Manufactured Housing Division to general fund support for long-term stability, and sustaining critical IT modernization and cybersecurity initiatives.

The past year reflects important milestones for the agency. In FY26, RLD received legislative authorization and funding to establish a dedicated Cannabis Law Enforcement Bureau, now under development to expand investigative and enforcement capacity in this rapidly growing industry. We also advanced our licensing modernization efforts, with the Securities Division and the newly created Elevator Bureau scheduled for full integration into the Salesforce platform in FY26, completing a major phase of our technology modernization. Our Boards and Commissions Division continued statewide Constituent Days to improve access and reduce processing delays, while the Cannabis Control Division expanded compliance oversight with CLEAR-certified officers. The Securities Division advanced investor protection through fraud prevention campaigns and enforcement actions.

Looking ahead, RLD will continue to strengthen fiscal oversight and accountability through improved budget development, interdepartmental collaboration, and transparent reporting. We are also committed to expanding consumer education efforts, improving access to licensing services, and fostering workforce development across our divisions to ensure that New Mexicans receive quality, timely, and equitable services. These initiatives align with our strategic focus areas of budget accountability, community engagement, licensing modernization, and consumer protection—ensuring that RLD remains a responsive, innovative, and effective partner for the people and industries of New Mexico.



We appreciate DFA's continued partnership and support as RLD builds on these achievements. Together, we can ensure New Mexico's regulatory framework promotes both public safety and economic opportunity.

Respectfully,

**Juan
Torres**
Juan Torres

Digitally signed by
Juan Torres
Date: 2025.08.25
09:05:26 -06'00'

Administrative Services Division Director



APPROPRIATION REQUEST CERTIFICATION FORM S-1

Agency Name: Regulation and Licensing Department

Business Unit: 42000

I hereby certify that the accompanying summary and detailed statements are true and correct to the best of my knowledge and belief and that the arithmetic accuracy of all numeric information has been verified.

DocuSigned by:

Clay Bailey

508D4A723FAA44F...

Clay Bailey, Superintendent

DocuSigned by:

Juan Torres

B7C70B8F4E6F43D

Juan Torres, Director, Administrative Services Division

DocuSigned by:

Erica Pettye

6D72C5663C22438...

Erica Pettye, CFO

2550 Cerrillos Road
Santa Fe, NM 87505

(505) 231-5574

erica.pettye@rld.nm.gov

Note: Appropriation Requests for agencies headed by a board or commission must be approved by the board or commission by official action and signed by the chairperson. Operating Budgets of other agencies must be signed by the director or secretary. Appropriation Requests not properly signed will be returned.

Program Description:

The Construction Industries Division (CID) ensures the health, safety, and general welfare of New Mexico's citizens by enforcing construction codes and licensing requirements for contractors, journeymen, and inspectors. CID's primary activities include:

Licensing qualified contractors and tradespeople. Administering and enforcing state building, electrical, mechanical/plumbing, LP gas, and general construction codes. Conducting plan reviews, inspections, and investigations. Issuing permits for regulated construction projects. Educating industry stakeholders on code requirements.

Beneficiaries include the general public, licensed contractors, construction workers, and local jurisdictions that rely on CID for enforcement. Current service levels include reviewing thousands of permit applications annually, conducting inspections across the state, and maintaining compliance programs.

Major Issues and Accomplishments:

Accomplishments: Expanded online licensing services, reduced permit processing times, and increased outreach to rural areas. Enhanced inspector training and adopted updated building codes.

Major Issues & Challenges: Recruitment and retention of qualified inspectors, covering large rural service areas, and addressing unlicensed activity.

Performance: Meeting or exceeding targets for permit turnaround and inspection compliance rates, but struggling with staffing coverage in remote regions.

Funding Levels: Primarily funded through fees from licenses and permits; current budget supports statewide enforcement and service delivery.

Future Projections: Continued growth in construction activity will increase demand for inspections, plan reviews, and enforcement; staffing and technology investments projected to be necessary.

FTE: Stable staffing levels with incremental increases planned for inspection personnel.

Overview of Request:

Budget calculations are based on projected permit volumes, licensing renewals, and anticipated salary/benefit adjustments for personnel. The request focuses on:

Increasing inspector staffing to improve coverage and reduce travel delays. Investing in technology to streamline online services and mobile inspection capabilities.

Supporting outreach programs to educate contractors and the public.

Funding ties directly to performance measures such as permit processing time, inspection compliance rates, and reduction of unlicensed activity.

Programmatic Changes:

Further adoption of digital platforms for licensing, permitting, and inspection reporting.

Implementation of updated building, electrical, and mechanical codes in alignment with national standards.

Enhanced enforcement against unlicensed activity using data-driven targeting.

Expanded training for inspectors to cover specialized areas such as renewable energy systems.

Base Budget Justification: Inspector Staffing: Funding request to maintain FTEs for the division's operating fund to continue statewide coverage.

Technology Upgrades: Maintain funding for inspection software and mobile devices, enabling faster reporting and better tracking (funded via licensing and permitting fees).

Training Program: Maintain allocation for inspector certification and continuing education.

These requests are expected to continue improvement in inspection timeliness, reduce code violations, and enhance public safety. Performance improvements will be tracked via inspection compliance rates and permit turnaround metrics.

Program Description:

The Financial Institutions Division (FID) exists to protect the public interest and ensure the safety and soundness of New Mexico's financial services industry. The division regulates and supervises state-chartered banks, credit unions, trust companies, savings and loan associations, and other licensed financial entities such as small loan companies, mortgage lenders, and money service businesses.

Primary activities include:

Chartering, licensing, and examinations of financial institutions and financial service providers.

Safety and soundness regulation of banks and credit unions through routine and special examinations, enforcement actions, and ongoing monitoring.

Consumer protection oversight, particularly in areas such as lending practices, mortgage origination, and non-bank financial services.

Investigations of consumer complaints and enforcement of compliance with state and federal laws.

Education and outreach to both financial institutions and the public regarding rights, responsibilities, and compliance standards.

Beneficiaries include New Mexico consumers, depositors, borrowers, and businesses who rely on a fair, transparent, and secure financial marketplace. Financial institutions themselves benefit from clear regulatory frameworks, consistent oversight, and technical guidance. Current service levels involve examining all state-chartered banks and credit unions at least once every 18 months, licensing hundreds of non-bank entities, and responding to thousands of consumer inquiries and complaints each year.

Major Issues and Accomplishments:

Accomplishments:

Completed full examination cycles of all state-chartered banks and credit unions within federally recommended timeframes.

Expanded the use of electronic filing systems for licensing, reducing processing times.

Increased enforcement activity against unlicensed lenders and financial service providers, improving consumer protection outcomes.

Improved coordination with federal regulators such as the FDIC, Federal Reserve, and NCUA to ensure consistent oversight.

Major Issues & Challenges:

Recruitment and retention of highly qualified financial examiners due to competition from private sector salaries.

Rapid evolution of financial technologies (fintech) and digital banking products that require updated expertise and monitoring.

Maintaining regulatory coverage across both urban and rural New Mexico, with limited examiner staffing.

Increased consumer complaints regarding payday lending, auto title loans, and mortgage servicing.

State of New Mexico
P-1 Program Overview

Performance:

The division is meeting or exceeding statutory requirements for examinations.

Consumer complaint response times have improved but still face pressure from rising complaint volumes.

Licensing turnaround times have decreased with technology improvements.

Funding Levels:

Primarily funded through licensing fees, examination fees, and assessments on state-chartered institutions.

Current resources support essential functions, though funding growth is required to keep pace with regulatory complexity.

Future Projections:

Anticipated growth in non-bank financial services and fintech will increase workload.

Projected need for more examiners and compliance staff, along with technology upgrades for data analytics.

Maintaining stability in the state-chartered banking sector is expected, but monitoring risks from interest rate changes and economic pressures remains a priority.

FTE:

Current staffing levels are stretched thin relative to workload. Plans call for additional examiner positions to meet future demands.

Overview of Request:

The budget request is based on projected licensing and assessment revenues, combined with anticipated increases in salary and benefit costs for examiners and administrative staff.

Primary focuses include:

Personnel growth: Adding examiner positions to handle increased volume and complexity of regulated institutions.

Technology modernization: Upgrading examination software, licensing portals, and cybersecurity tools.

Training investments: Ensuring examiners remain current with evolving risks, including digital banking and fintech oversight.

Consumer protection expansion: Increasing staff capacity to investigate complaints and enforce compliance in high-risk lending sectors.

The rationale for funding priorities is tied directly to performance measures such as examination timeliness, licensing turnaround, and consumer complaint resolution. Enhanced funding ensures FID can maintain safety and soundness in financial institutions, protect consumers, and uphold public confidence in the financial system.

Programmatic Changes:

FID plans to:

Implement updated regulatory frameworks for emerging fintech and digital lending platforms.

Expand consumer protection enforcement, especially in small loan and high-cost lending markets.

Adopt electronic examination tools to improve efficiency, reduce costs, and enable remote work where appropriate.

Provide enhanced examiner training programs focused on cybersecurity risks, fintech products, and complex lending structures.

Strengthen partnerships with federal regulators to harmonize examination standards and share resources.

Continue outreach to rural communities to ensure equitable access to regulatory protections and financial services.

Base Budget Justification:

Significant Base Budget Increase Requests

Examiner Staffing Expansion – Request to maintain leveraging funding through increased assessments on financial institutions to support recently added FTEs. This improves capacity to meet statutory examination schedules and strengthens oversight of complex institutions.

Consumer Protection Enforcement – Maintain resources dedicated to enforcement actions against predatory lenders and unlicensed entities. This improves consumer outcomes and reduces financial harm.

Training and Development – Maintain funds for examiner training and professional certification. This ensures examiners are competitive with private sector expertise and prepared to evaluate fintech risks.

Each of these requests is expected to improve division performance by either increasing efficiency, ensuring timely regulatory actions, or expanding consumer protection capacity. While some requests are not tied to direct performance measures, they are supported by data on increasing consumer complaints, rising complexity of financial services, and gaps in examiner coverage.

Program Description:

The Alcoholic Beverage Control (ABC) Division regulates the production, distribution, and sale of alcoholic beverages in New Mexico. Its primary purpose is to ensure that the state's alcoholic beverage laws are enforced fairly and consistently, while balancing economic growth with public health and safety.

Key activities include:

Issuing and renewing liquor licenses for wholesalers, retailers, distributors, and manufacturers.

Conducting investigations and inspections of licensed establishments.

Enforcing compliance with state statutes and regulations, including restrictions on sales to minors and intoxicated persons.

Processing transfers, protests, and disciplinary actions related to licenses.

Providing education and outreach to licensees and communities on responsible service and consumption.

Beneficiaries include the general public (through improved public safety), licensees (through transparent regulation and licensing services), and local communities that rely on alcohol regulation to maintain safe environments. Current service levels involve the issuance and renewal of thousands of licenses, field inspections across the state, and handling compliance and enforcement cases.

Major Issues and Accomplishments:

Current Year Accomplishments, Issues, Performance, Funding & Projections

Accomplishments:

Successfully transitioned licensing and permitting functions into a digital format to improve customer access.

Increased compliance checks statewide, particularly focusing on underage sales enforcement.

Strengthened coordination with local law enforcement agencies to target high-risk establishments.

Improved processing times for license renewals and applications.

Issues & Challenges:

Continued pressure on staffing levels for field investigators covering wide geographic areas.

Growing demand for new license types and complex applications following changes in state law.

Enforcement challenges due to increasing numbers of craft breweries, distilleries, and taprooms.

Performance:

The division is meeting statutory timelines for most licensing processes but faces strain in enforcement coverage.

Compliance rates have improved but remain uneven across regions.

Funding Levels:

Primarily funded through license fees and fines.

Resources currently cover licensing and compliance operations but limit expansion of enforcement.

Future Projections:

Anticipated increases in licensing demand as the craft alcohol industry continues to expand.

Rising enforcement needs as alcohol outlets grow in rural and urban communities.

FTE:

Current staffing is lean relative to workload. Projections call for increases in compliance and enforcement positions.

Overview of Request: Budget requests are based on projected licensing activity, fee revenues, and anticipated increases in enforcement costs. The request emphasizes:

Additional compliance staff to improve inspection coverage and reduce enforcement gaps.

Technology investments to expand online platforms for licensing and enforcement tracking.

Funding for public awareness campaigns on responsible service and consumption.

Requested levels tie directly to goals such as reducing underage sales violations, improving license processing times, and expanding enforcement reach.

Programmatic Changes: Policy or Programmatic Changes Next Fiscal Year

Expansion of online licensing services and integration of mobile inspection tools.

Implementation of statutory changes adopted in recent legislative sessions, including new license categories and adjusted fee structures.

Enhanced training for enforcement officers on detecting unlawful sales and supporting community prevention initiatives.

Greater emphasis on outreach and education for licensees regarding compliance requirements.

Base Budget Justification: Significant Base Budget Increase Requests

Field Enforcement Staffing – Request to maintain FTEs funded by licensing fee revenues, improving compliance inspection frequency.

Public Awareness & Education – Request for funds to maintain educational outreach to licensees and communities, reducing violations and improving compliance.

These ongoing program staffing needs and activities will enhance performance by ensuring timely inspections, increasing compliance rates, and strengthening community partnerships.

Program Description:

The Program Support Division (PSD) provides the essential administrative, financial, human resources, and technology services that enable the Regulation and Licensing Department (RLD) to carry out its regulatory mission across all operating divisions. Its purpose is to ensure operational efficiency, compliance with state and federal requirements, and effective stewardship of public resources.

Primary activities include:

Financial management – budget preparation, fiscal oversight, accounts payable/receivable, procurement, and audits.

Human resources – recruitment, retention, payroll, classification, employee relations, and professional development.

Information technology – systems administration, data management, cybersecurity, and digital service delivery.

Administrative support – records management, policy development, strategic planning, and executive support.

Performance monitoring – ensuring compliance with accountability and reporting requirements under the Accountability in Government Act (AGA).

Beneficiaries include RLD leadership, staff across all divisions (Construction Industries, Financial Institutions, Alcoholic Beverage Control, Boards and Commissions, etc.), and ultimately the public, since program support ensures smooth and compliant operations of the agency's regulatory functions. Current service levels include managing multimillion-dollar budgets, supporting hundreds of staff, and maintaining IT infrastructure and enterprise systems.

Major Issues and Accomplishments:

Current Year Accomplishments, Issues, Performance, Funding & Projections

Accomplishments:

Successfully implemented a new financial management system to improve budget tracking and reporting.

Launched an updated HR recruitment platform to speed hiring and improve retention.

Expanded cybersecurity safeguards and IT infrastructure to support remote and hybrid work.

Developed new strategic planning tools for division-level performance tracking.

Issues & Challenges:

Ongoing staffing shortages in administrative and HR positions.

Rising IT costs associated with system modernization and cybersecurity compliance.

Balancing agency-wide priorities with limited general fund support.

Performance:

Meeting most performance measures tied to budget reporting timeliness, audit compliance, and HR processing times.

Struggles remain in filling vacancies quickly enough to support frontline divisions.

Funding Levels:

Funded through a mix of general fund appropriations, internal service funds, and administrative allocations.

Current resources are adequate for basic operations but insufficient for major modernization efforts and maintaining current FTEs.

Future Projections:

Increased demand for IT modernization, data analytics, and cybersecurity.

Continued need for additional HR and finance staff to support expanding regulatory divisions.

FTE:

Staffing levels remain lean relative to workload, with projected growth in HR, finance, and IT roles.

Overview of Request:

Budget Request Rationale

The budget request is derived from baseline operating costs for Financial, HR, and IT services, plus projected increases in personnel and technology needs.

Priorities include:

Significant request in General Funds to maintain Program Services FTEs instead of relying mostly on other revenues and several diminishing fund balances tied to various divisions.

Technology investments to modernize licensing systems, improve data security, and support remote work.

Training and professional development to strengthen staff capacity and reduce turnover.

Requested funding levels are directly tied to improving agency-wide efficiency, ensuring timely hiring and onboarding, reducing audit findings, enhancing IT reliability, and preserving division fund balance/revenue at operational levels.

Programmatic Changes:

Policy or Programmatic Changes Next Fiscal Year

Expansion of enterprise IT platforms, including cloud-based services and upgraded licensing systems.

Implementation of new workforce development initiatives to improve retention and succession planning.

Increased emphasis on data transparency and performance reporting in compliance with statewide accountability mandates.

Policy updates to streamline procurement and contracting, improving efficiency for divisions that rely on vendors.

Base Budget Justification:

Significant Base Budget Increase Requests

Human Resources Staffing – Request to maintain HR generalists and recruiters funded by administrative allocations; expected to reduce vacancy durations and improve retention.

Financial Services Expansion – Request to maintain fiscal analysts and procurement specialists; will improve budget oversight and compliance.

Technology Modernization – Maintain current licensing, financial, and HR platforms; will improve efficiency and reduce system downtime.

Cybersecurity Enhancements – Maintain funding dedicated to compliance with federal and state cybersecurity standards.

Each of these is expected to improve agency performance by strengthening foundational support services, which in turn improves the effectiveness of regulatory programs across all divisions.

Program Description:

The Boards and Commissions Division (BCD) provides administrative, financial, and compliance support for more than 20 professional licensing boards and commissions in New Mexico. Its purpose is to protect public health, safety, and welfare by ensuring that professionals in regulated occupations are properly licensed, disciplined when necessary, and held to established standards of practice.

Primary activities include:

Processing applications and renewals for thousands of licensees across professions such as medical, counseling, body art, private investigators, and others.

Coordinating board and commission meetings, hearings, and disciplinary proceedings.

Providing fiscal management and staff support for boards lacking independent administrative capacity.

Investigating consumer complaints and ensuring disciplinary enforcement.

Educating licensees and the public about professional standards and requirements.

Beneficiaries include licensed professionals, consumers of professional services, and the boards and commissions themselves, which rely on the division for administrative infrastructure. Current service levels involve supporting tens of thousands of licensees statewide, processing thousands of applications annually, and managing ongoing complaint caseloads.

Major Issues and Accomplishments:

Current Year Accomplishments, Issues, Performance, Funding & Projections

Accomplishments:

Improved license renewal processes by expanding online services.

Reduced application backlog in multiple boards through process streamlining.

Strengthened board training and governance practices to ensure compliance with open meetings and administrative procedures.

Expanded complaint tracking and resolution systems, improving transparency.

Issues & Challenges:

Chronic staffing shortages across key functions, leading to delays in processing and complaint resolution.

Complex governance requirements as each board has unique statutes and needs.

Increasing caseloads in disciplinary enforcement, particularly in healthcare-related boards.

Performance:

Progress in reducing application turnaround times, though performance varies by board.

Meeting statutory requirements for most board support but struggling with staffing for complaint investigations.

Funding Levels:

Primarily funded through licensing fees deposited into dedicated board funds.

Funding supports operations but limits ability to expand staff capacity.

Future Projections:

Expected continued growth in professional licensing demand.

Increased disciplinary enforcement needs, especially in high-risk professions.

Need for technology upgrades and additional staffing to keep pace.

FTE:

Staffing levels are low compared to workload, with expansion needed in licensing, investigations, and administrative support.

Overview of Request:

Budget Request Rationale

The budget request is based on workload projections for licensing and complaint management. Key focuses include:

Maintain and retain BCD staffing to improve application turnaround and complaint resolution times.

Fully fund the Substitute Care Advisory Council (SCAC) using General Funds to support current FTEs and operational expenditures

IT modernization to expand online licensing and complaint portals.

Training resources to strengthen governance capacity among board members.

Funding priorities directly support performance improvements such as reduced backlog, timely disciplinary actions, and improved transparency.

Programmatic Changes:

Policy or Programmatic Changes Next Fiscal Year

Expansion of online licensing and complaint tracking systems.

Development of centralized training modules for board members on governance, ethics, and administrative law.

Implementation of new statutory changes affecting certain professional boards.

Increased collaboration across boards to share administrative best practices.

Base Budget Justification:

Significant Base Budget Increase Requests

SCAC Fully Funded – Significant request in General Funds to adequately support CYFD's oversight, the Substitute Care Advisory Council (SCAC). Particularly, SCAC's employees and operational expenses.

This increase will improve SCAC's ability to monitor CYFD's activities by fully funding its current FTEs and activities.

Program Description:

Program Purpose & Overview

The Securities Division safeguards New Mexico investors and promotes fair, efficient, and transparent capital markets. Its purpose is to enforce the New Mexico Securities Act, regulate securities offerings and professionals, and protect the public from fraud while fostering legitimate investment opportunities.

Primary activities include:

Licensing and oversight of broker-dealers, investment advisers, and securities sales representatives.

Registration and review of securities offerings to ensure compliance with state law.

Investigating complaints and pursuing enforcement actions against fraudulent actors and unlicensed entities.

Conducting investor education programs to inform the public about safe investment practices and fraud prevention.

Coordinating with federal agencies (SEC, FINRA, CFTC) on multi-jurisdictional enforcement cases.

Beneficiaries include investors (particularly seniors and vulnerable populations), legitimate financial professionals, and the overall state economy by ensuring investor confidence. Current service levels involve licensing thousands of professionals, reviewing hundreds of securities offerings annually, conducting investigations, and providing outreach events.

Major Issues and Accomplishments:

Current Year Accomplishments, Issues, Performance, Funding & Projections

Accomplishments:

Successfully prosecuted multiple enforcement cases against fraudulent investment schemes, recovering funds for victims.

Expanded online filing system for licensing and registration, reducing processing delays.

Increased investor outreach events, with particular emphasis on rural and senior communities.

Strengthened interagency cooperation with national regulators.

Issues & Challenges:

Limited staff capacity relative to growing enforcement caseloads.

Increasing complexity of securities products, including digital assets and cryptocurrency-related offerings.

Rising prevalence of online fraud targeting vulnerable populations.

Performance:

Meeting statutory requirements for timely licensing and registration reviews.

Enforcement actions are effective but limited by staffing constraints.

Funding Levels:

Funded primarily through fees on registrations, licensing, and enforcement recoveries.

Current resources support core activities but are inadequate for expanded enforcement and investor education needs.

Future Projections:

Anticipated increase in securities offerings and licensing activity.

Expected growth in fraudulent activity, particularly in online platforms and digital investments.

Need for more investigators and attorneys to handle enforcement demands.

FTE:

Current staff levels are lean; additional enforcement and legal staff are projected to be necessary.

Overview of Request:

Budget Request Rationale

The budget request is derived from anticipated licensing and registration revenues, as well as projected increases in enforcement workload. Priorities include:

Increase the General Fund portion of appropriation request to maintain current investigator / attorney FTEs and continue to offer outreach and education programs to combat rising fraud.

Funding ties directly to performance measures such as timely registration processing, the number of enforcement actions completed, and investor outreach events conducted.

Programmatic Changes:

Policy or Programmatic Changes Next Fiscal Year

Expansion of investor education programs statewide, especially targeting seniors, veterans, and rural communities.

Development of enhanced regulatory frameworks for cryptocurrency and digital asset offerings.

Adoption of electronic examination and investigative tools to improve efficiency.

Policy refinements to strengthen penalties and streamline enforcement procedures.

Base Budget Justification:

Significant Base Budget Increase Requests

Enforcement Staffing – Request to increase General Fund portion of appropriation to maintain investigators and legal staff partially funded through securities fees; maintains fraud detection and case resolution timelines.

Investor Education Expansion – Request to increase General Fund portion of funding for outreach programs targeting vulnerable populations; reduces fraud losses and increases awareness.

Each increase is designed to enhance division performance by expanding enforcement reach, improving consumer protection, and increasing transparency in securities markets.

Program Description:

Program Purpose & Overview

The Manufactured Housing Division (MHD) regulates the manufactured housing industry in New Mexico to ensure safe, quality, and affordable housing. Its purpose is to enforce construction and safety standards for manufactured homes, license industry professionals, and protect consumers in housing transactions.

Primary activities include:

Licensing manufacturers, dealers, brokers, installers, and repairmen in the manufactured housing industry.

Inspections of manufactured homes to ensure compliance with construction, installation, and safety standards.

Consumer protection through investigation of complaints and dispute resolution.

Permitting and certification for installation and siting of homes.

Education and outreach to industry participants and consumers about housing standards and rights.

Beneficiaries include New Mexico consumers who purchase or reside in manufactured homes, licensed professionals in the industry, and communities that benefit from affordable housing options. Current service levels include licensing hundreds of professionals, conducting inspections statewide, and responding to consumer complaints on a continual basis.

Major Issues and Accomplishments:

Current Year Accomplishments, Issues, Performance, Funding & Projections

Accomplishments:

Streamlined licensing and permitting processes by expanding online services.

Improved inspection scheduling and reduced backlog in rural communities.

Resolved significant numbers of consumer complaints through enforcement and mediation.

Adopted updated safety and installation standards to align with federal requirements.

Issues & Challenges:

Limited staff resources to cover wide geographic areas for inspections.

Rising demand for affordable housing leading to increased regulatory workload.

Need for updated IT systems to manage licensing, permitting, and inspections.

Performance:

Meeting statutory requirements for licensing and inspections, though some rural regions face delays.

Consumer complaint resolution has improved but remains resource-intensive.

Funding Levels:

Funded through licensing fees, permitting fees, and inspection fees and the quickly diminishing Mortgage Regulatory Fund.

Current levels assist in sustaining operations but constrain modernization efforts.

Future Projections:

Anticipated growth in manufactured housing demand due to affordability pressures.

Increased inspections, licensing activity, and consumer protection needs.

Additional staffing and IT investments will be required.

FTE:

Staffing remains lean; projections call for additional inspectors and licensing staff.

Overview of Request:

Budget Request Rationale
Budget requests are based on projected growth in housing demand, license and permit volumes, and increased inspection requirements. The focus is on:

Inspector staffing to reduce delays and improve statewide coverage.

Technology modernization to enhance licensing, permitting, and inspection management.

Consumer protection by strengthening enforcement and complaint resolution capacity.

Requested funding levels are tied directly to performance measures such as inspection timeliness, licensing turnaround, and complaint resolution rates.

Programmatic Changes:

Policy or Programmatic Changes Next Fiscal Year

Expansion of online platforms for licensing, permitting, and consumer complaint filing.

Implementation of updated federal manufactured housing construction and safety standards.

Enhanced outreach to consumers regarding housing rights and protections.

Modernization of inspection practices through mobile technology.

Base Budget Justification:

Base Budget Increase Request

Increase to General Funds – Request to fully fund FTEs and significantly increase General Funds portion of budget to adequately cover operational costs currently funded by the shrinking Mortgage Regulatory Fund; maintains current level of operations.

Technology Systems Upgrade – Request for General Funds to continue modernizing IT platforms for licensing, permitting, and inspections.

Each of these General Fund increases is expected to maintain performance by ensuring day-to-day operating activities remain constant.

Program Description:

Program Purpose & Overview

The Cannabis Control Division (CCD) regulates all commercial cannabis activity in New Mexico, ensuring a safe, legal, and economically viable cannabis industry. The program's purpose is to balance public health and safety with business development and consumer access.

Primary activities include:

Licensing producers, manufacturers, retailers, testing laboratories, and other cannabis-related businesses.

Regulatory compliance and enforcement through inspections, investigations, and disciplinary actions.

Consumer protection by ensuring product safety, accurate labeling, and preventing sales to minors.

Data collection and reporting on industry performance, compliance, and public safety impacts.

Public and stakeholder engagement through outreach, education, and rulemaking.

Beneficiaries include consumers, cannabis businesses, employees in the industry, and communities that benefit from regulated commerce and tax revenues. Current service levels include licensing hundreds of cannabis businesses statewide, conducting routine and complaint-based inspections, and monitoring compliance with statutory and regulatory requirements.

Major Issues and Accomplishments:

Current Year Accomplishments, Issues, Performance, Funding & Projections

Accomplishments:

Fully implemented adult-use cannabis regulation, processing thousands of applications for licenses across the supply chain.

Conducted extensive compliance inspections and enforcement actions to ensure industry integrity.

Developed data systems for tracking licensees and regulatory actions.

Strengthened collaboration with local jurisdictions, law enforcement, and public health partners.

Issues & Challenges:

Rapid industry growth has outpaced staffing capacity.

Enforcement challenges with unlicensed activity and diversion.

Need for ongoing updates to regulatory frameworks to adapt to emerging issues.

Technology systems still require modernization to keep up with licensing and enforcement demands.

Performance:

Meeting statutory requirements for licensing and inspections, though workload strain affects timeliness.

Enforcement and compliance activities are increasing but limited by available staff.

Funding Levels:

Primarily funded through license and fee revenues.

Current funding supports essential regulatory functions but constrains expansion of enforcement and IT capacity.

Future Projections:

Continued growth in the cannabis industry will expand demand for licensing and regulatory oversight.

Anticipated increases in enforcement needs, particularly around diversion and youth access.

Additional staff and IT modernization will be critical to maintain regulatory effectiveness.

FTE:

Current staff levels are below workload demand; additional Term compliance officers and enforcement staff will be funded by GRO for the next 3 Fiscal Years. Long-term funding for Permanent compliance & enforcement positions is ideal.

Overview of Request:

Budget Request Rationale
The budget request is derived from projected licensing volumes, fee revenues, and anticipated enforcement costs.
Priorities include:

Staffing expansion for compliance and enforcement officers to keep pace with industry growth.

Technology modernization to improve licensing, data tracking, and enforcement management.

Consumer protection programs such as expanded product testing and compliance education.

Equity initiatives to support diverse business participation.

Funding priorities are tied to key performance outcomes, including timely licensing, enforcement coverage, compliance rates, and consumer safety.

Programmatic Changes:

Policy or Programmatic Changes Next Fiscal Year

Implementation of enhanced enforcement protocols, including targeted investigations of diversion and unlicensed sales.

Rollout of improved licensing and compliance software systems.

Expanded outreach to businesses regarding compliance education.

Policy updates to strengthen product testing, labeling, and advertising restrictions.

Development of equity-focused programs to increase participation by small businesses and communities disproportionately impacted by past cannabis enforcement.

Base Budget Justification:

Base Budget Increase Requests

Compliance and Enforcement Staffing – Request to maintain current FTEs funded by licensing revenues.

S-8 Financial Summary

(Dollars in Thousands)

BU PCode Department
42000 0000 0000000000

	2024-25 Opbud	2024-25 Actuals	2025-26 Opbud	2026-27 PCF Proj	Base	----- FY 2027 Agency Request ----- Expansion	Total
REVENUE							
111 General Fund Transfers	19,779.7	19,344.5	20,981.7	0.0	31,969.1	0.0	31,969.1
112 Other Transfers	15,209.2	13,285.9	13,408.9	0.0	9,088.6	0.0	9,088.6
120 Federal Revenues	25.0	30.1	25.0	0.0	25.0	0.0	25.0
130 Other Revenues	14,168.9	22,267.7	20,795.1	0.0	16,919.4	0.0	16,919.4
150 Fund Balance	11,841.1	7,429.0	6,054.5	0.0	5,419.0	0.0	5,419.0
REVENUE, TRANSFERS	61,023.9	62,357.1	61,265.2	0	63,421.1	0.0	63,421.1
REVENUE	61,023.9	62,357.1	61,265.2	0	63,421.1	0.0	63,421.1
EXPENSE							
200 Personal services and employee benefits	35,351.3	31,576.3	36,911.1	34,391.3	39,140.4	0.0	39,140.4
300 Contractual services	3,149.5	2,402.2	3,657.7	0.0	3,662.7	0.0	3,662.7
400 Other	7,720.2	6,581.6	9,641.4	0.0	11,564.4	0.0	11,564.4
EXPENDITURES	46,221.0	40,560.1	50,210.2	34,391.26	54,367.5	0.0	54,367.5
500 Other financing uses	14,802.9	15,368.9	11,055.0	0.0	9,053.6	0.0	9,053.6
OTHER FINANCING USES	14,802.9	15,368.9	11,055.0	0	9,053.6	0.0	9,053.6
EXPENSE	61,023.9	55,929.1	61,265.2	34,391.26	63,421.1	0.0	63,421.1
FTE POSITIONS							
810 Permanent	347.60	308.00	355.60	308.00	355.60	0.00	355.60
820 Term	30.00	0.00	49.00	0.00	49.00	0.00	49.00
FTEs	377.60	308.00	404.60	308.00	404.60	0.00	404.60
FTE POSITIONS	377.60	308.00	404.60	308.00	404.60	0.00	404.60

S-8 Financial Summary

(Dollars in Thousands)

BU PCode Department
42000 P599 000000

		2024-25 Opbud	2024-25 Actuals	2025-26 Opbud	2026-27 PCF Proj	Base	----- FY 2027 Agency Request ----- Expansion	Total
REVENUE								
111	General Fund Transfers	13,149.3	12,831.4	13,532.2	0.0	14,516.2	0.0	14,516.2
112	Other Transfers	0.0	317.9	0.0	0.0	0.0	0.0	0.0
130	Other Revenues	0.0	0.0	0.0	0.0	0.0	0.0	0.0
150	Fund Balance	200.0	0.0	200.0	0.0	0.0	0.0	0.0
REVENUE, TRANSFERS		13,349.3	13,149.3	13,732.2	0.0	14,516.2	0.0	14,516.2
REVENUE		13,349.3	13,149.3	13,732.2	0.0	14,516.2	0.0	14,516.2
EXPENSE								
200	Personal services and employee benefits	10,887.9	10,837.8	11,202.4	10,379.5	11,846.6	0.0	11,846.6
300	Contractual services	567.0	439.0	567.0	0.0	567.0	0.0	567.0
400	Other	1,747.2	1,828.4	1,815.6	0.0	2,102.6	0.0	2,102.6
EXPENDITURES		13,202.1	13,105.2	13,585.0	10,379.55	14,516.2	0.0	14,516.2
500	Other financing uses	147.2	147.2	147.2	0.0	0.0	0.0	0.0
OTHER FINANCING USES		147.2	147.2	147.2	0	0.0	0.0	0.0
EXPENSE		13,349.3	13,252.4	13,732.2	10,379.55	14,516.2	0.0	14,516.2
FTE POSITIONS								
810	Permanent	120.00	94.25	121.00	94.25	121.00	0.00	121.00
FTEs		120.00	94.25	121.00	94.25	121.00	0.00	121.00
FTE POSITIONS		120.00	94.25	121.00	94.25	121.00	0.00	121.00

Financial Institutions

State of New Mexico

S-8 Financial Summary

(Dollars in Thousands)

BU PCode Department
42000 P600 000000

	2024-25 Opbud	2024-25 Actuals	2025-26 Opbud	2026-27 PCF Proj	Base	----- FY 2027 Agency Request ----- Expansion	Total
REVENUE							
111 General Fund Transfers	96.2	93.4	107.7	0.0	2,922.8	0.0	2,922.8
112 Other Transfers	2,190.2	2.8	0.0	0.0	0.0	0.0	0.0
130 Other Revenues	1,282.0	5,497.5	2,238.8	0.0	3,582.0	0.0	3,582.0
150 Fund Balance	4,638.8	2,614.7	4,638.8	0.0	258.5	0.0	258.5
REVENUE, TRANSFERS	8,207.2	8,208.4	6,985.3	0.0	6,763.3	0.0	6,763.3
REVENUE	8,207.2	8,208.4	6,985.3	0.0	6,763.3	0.0	6,763.3
EXPENSE							
200 Personal services and employee benefits	5,539.4	4,627.5	5,711.0	4,216.6	5,699.5	0.0	5,699.5
300 Contractual services	269.1	51.0	269.1	0.0	269.1	0.0	269.1
400 Other	737.2	433.5	743.7	0.0	794.7	0.0	794.7
EXPENDITURES	6,545.7	5,112.1	6,723.8	4,216.57	6,763.3	0.0	6,763.3
500 Other financing uses	1,661.5	1,661.5	261.5	0.0	0.0	0.0	0.0
OTHER FINANCING USES	1,661.5	1,661.5	261.5	0	0.0	0.0	0.0
EXPENSE	8,207.2	6,773.6	6,985.3	4,216.57	6,763.3	0.0	6,763.3
FTE POSITIONS							
810 Permanent	55.00	36.00	55.00	36.00	55.00	0.00	55.00
FTEs	55.00	36.00	55.00	36.00	55.00	0.00	55.00
FTE POSITIONS	55.00	36.00	55.00	36.00	55.00	0.00	55.00

S-8 Financial Summary

(Dollars in Thousands)

BU PCode Department
42000 P601 000000

	2024-25 Opbud	2024-25 Actuals	2025-26 Opbud	2026-27 PCF Proj	Base	----- FY 2027 Agency Request ----- Expansion	Total
REVENUE							
111 General Fund Transfers	1,173.8	1,141.8	1,181.9	0.0	1,173.9	0.0	1,173.9
112 Other Transfers	13.9	32.0	54.0	0.0	0.0	0.0	0.0
130 Other Revenues	0.0	882.0	926.4	0.0	0.0	0.0	0.0
150 Fund Balance	1,075.0	4.6	273.3	0.0	1,283.7	0.0	1,283.7
REVENUE, TRANSFERS	2,262.7	2,060.4	2,435.6	0.0	2,457.6	0.0	2,457.6
REVENUE	2,262.7	2,060.4	2,435.6	0.0	2,457.6	0.0	2,457.6
EXPENSE							
200 Personal services and employee benefits	1,747.3	1,554.3	1,812.5	1,619.0	1,804.5	0.0	1,804.5
300 Contractual services	13.3	13.3	13.3	0.0	13.3	0.0	13.3
400 Other	502.1	484.3	609.8	0.0	639.8	0.0	639.8
EXPENDITURES	2,262.7	2,051.9	2,435.6	1,618.96	2,457.6	0.0	2,457.6
500 Other financing uses	0.0	0.0	0.0	0.0	0.0	0.0	0.0
OTHER FINANCING USES	0.0	0.0	0.0	0	0.0	0.0	0.0
EXPENSE	2,262.7	2,051.9	2,435.6	1,618.96	2,457.6	0.0	2,457.6
FTE POSITIONS							
810 Permanent	17.00	16.00	17.00	16.00	17.00	0.00	17.00
FTEs	17.00	16.00	17.00	16.00	17.00	0.00	17.00
FTE POSITIONS	17.00	16.00	17.00	16.00	17.00	0.00	17.00

Program Support

State of New Mexico

S-8 Financial Summary

(Dollars in Thousands)

BU PCode Department
42000 P602 000000

	2024-25 Opbud	2024-25 Actuals	2025-26 Opbud	2026-27 PCF Proj	Base	----- FY 2027 Agency Request ----- Expansion	Total
REVENUE							
111 General Fund Transfers	1,133.4	1,109.4	1,458.7	0.0	5,485.1	0.0	5,485.1
112 Other Transfers	3,231.9	1,545.9	3,241.9	0.0	10.0	0.0	10.0
130 Other Revenues	0.0	17.2	0.0	0.0	0.0	0.0	0.0
REVENUE, TRANSFERS	4,365.3	2,672.4	4,700.6	0.0	5,495.1	0.0	5,495.1
REVENUE	4,365.3	2,672.4	4,700.6	0.0	5,495.1	0.0	5,495.1
EXPENSE							
200 Personal services and employee benefits	3,090.9	2,197.0	3,475.3	3,953.5	4,236.8	0.0	4,236.8
300 Contractual services	540.7	265.4	540.7	0.0	540.7	0.0	540.7
400 Other	733.7	188.5	684.6	0.0	717.6	0.0	717.6
EXPENDITURES	4,365.3	2,650.9	4,700.6	3,953.49	5,495.1	0.0	5,495.1
EXPENSE	4,365.3	2,650.9	4,700.6	3,953.49	5,495.1	0.0	5,495.1
FTE POSITIONS							
810 Permanent	26.20	29.75	24.20	29.75	24.20	0.00	24.20
820 Term	0.00	0.00	3.00	0.00	3.00	0.00	3.00
FTEs	26.20	29.75	27.20	29.75	27.20	0.00	27.20
FTE POSITIONS	26.20	29.75	27.20	29.75	27.20	0.00	27.20

BU PCode Department
42000 P616 000000

S-8 Financial Summary

(Dollars in Thousands)

	2024-25 Opbud	2024-25 Actuals	2025-26 Opbud	2026-27 PCF Proj	Base	----- FY 2027 Agency Request ----- Expansion	Total
REVENUE							
111 General Fund Transfers	33.1	33.1	488.3	0.0	625.8	0.0	625.8
112 Other Transfers	8,296.2	9,851.8	8,581.0	0.0	9,078.6	0.0	9,078.6
130 Other Revenues	9,700.5	9,700.5	13,569.2	0.0	9,310.2	0.0	9,310.2
150 Fund Balance	3,067.0	4,392.9	0.0	0.0	3,876.8	0.0	3,876.8
REVENUE, TRANSFERS	21,096.8	23,978.3	22,638.5	0.0	22,891.4	0.0	22,891.4
REVENUE	21,096.8	23,978.3	22,638.5	0.0	22,891.4	0.0	22,891.4
EXPENSE							
200 Personal services and employee benefits	7,892.6	7,482.9	8,582.0	8,887.3	9,053.6	0.0	9,053.6
300 Contractual services	547.7	538.5	647.7	0.0	652.7	0.0	652.7
400 Other	2,431.0	2,144.1	3,014.7	0.0	4,131.5	0.0	4,131.5
EXPENDITURES	10,871.3	10,165.5	12,244.4	8,887.31	13,837.8	0.0	13,837.8
500 Other financing uses	10,225.5	10,791.5	10,394.1	0.0	9,053.6	0.0	9,053.6
OTHER FINANCING USES	10,225.5	10,791.5	10,394.1	0	9,053.6	0.0	9,053.6
EXPENSE	21,096.8	20,957.0	22,638.5	8,887.31	22,891.4	0.0	22,891.4
FTE POSITIONS							
810 Permanent	92.40	83.00	91.40	83.00	91.40	0.00	91.40
FTEs	92.40	83.00	91.40	83.00	91.40	0.00	91.40
FTE POSITIONS	92.40	83.00	91.40	83.00	91.40	0.00	91.40

Securities

State of New Mexico

S-8 Financial Summary

(Dollars in Thousands)

BU PCode Department
42000 P617 000000

	2024-25 Opbud	2024-25 Actuals	2025-26 Opbud	2026-27 PCF Proj	Base	----- FY 2027 Agency Request ----- Expansion	Total
REVENUE							
111 General Fund Transfers	330.5	318.4	340.5	0.0	1,547.5	0.0	1,547.5
112 Other Transfers	77.0	89.1	77.0	0.0	0.0	0.0	0.0
130 Other Revenues	664.7	1,170.7	1,162.5	0.0	1,058.0	0.0	1,058.0
150 Fund Balance	1,365.8	416.7	942.4	0.0	0.0	0.0	0.0
REVENUE, TRANSFERS	2,438.0	1,995.0	2,522.4	0.0	2,605.5	0.0	2,605.5
REVENUE	2,438.0	1,995.0	2,522.4	0.0	2,605.5	0.0	2,605.5
EXPENSE							
200 Personal services and employee benefits	1,667.9	1,418.2	1,735.7	1,455.1	1,762.8	0.0	1,762.8
300 Contractual services	74.0	23.0	74.0	0.0	74.0	0.0	74.0
400 Other	443.9	377.9	460.5	0.0	768.7	0.0	768.7
EXPENDITURES	2,185.8	1,819.1	2,270.2	1,455.06	2,605.5	0.0	2,605.5
500 Other financing uses	252.2	252.2	252.2	0.0	0.0	0.0	0.0
OTHER FINANCING USES	252.2	252.2	252.2	0	0.0	0.0	0.0
EXPENSE	2,438.0	2,071.3	2,522.4	1,455.06	2,605.5	0.0	2,605.5
FTE POSITIONS							
810 Permanent	21.00	12.00	21.00	12.00	21.00	0.00	21.00
FTEs	21.00	12.00	21.00	12.00	21.00	0.00	21.00
FTE POSITIONS	21.00	12.00	21.00	12.00	21.00	0.00	21.00

Manufactured Housing

State of New Mexico

S-8 Financial Summary

(Dollars in Thousands)

BU PCode Department
42000 P619 000000

	2024-25 Opbud	2024-25 Actuals	2025-26 Opbud	2026-27 PCF Proj	Base	----- FY 2027 Agency Request ----- Expansion	Total
REVENUE							
111 General Fund Transfers	224.0	224.0	228.5	0.0	1,705.0	0.0	1,705.0
112 Other Transfers	1,400.0	1,400.0	1,455.0	0.0	0.0	0.0	0.0
120 Federal Revenues	25.0	30.1	25.0	0.0	25.0	0.0	25.0
130 Other Revenues	0.0	262.5	175.5	0.0	183.5	0.0	183.5
150 Fund Balance	5.6	0.0	0.0	0.0	0.0	0.0	0.0
REVENUE, TRANSFERS	1,654.6	1,916.6	1,884.0	0.0	1,913.5	0.0	1,913.5
REVENUE	1,654.6	1,916.6	1,884.0	0.0	1,913.5	0.0	1,913.5
EXPENSE							
200 Personal services and employee benefits	1,447.0	380.1	1,507.1	1,184.0	1,502.6	0.0	1,502.6
300 Contractual services	82.5	16.8	90.7	0.0	90.7	0.0	90.7
400 Other	125.1	125.0	286.2	0.0	320.2	0.0	320.2
EXPENDITURES	1,654.6	521.9	1,884.0	1,183.95	1,913.5	0.0	1,913.5
500 Other financing uses	0.0	0.0	0.0	0.0	0.0	0.0	0.0
OTHER FINANCING USES	0.0	0.0	0.0	0	0.0	0.0	0.0
EXPENSE	1,654.6	521.9	1,884.0	1,183.95	1,913.5	0.0	1,913.5
FTE POSITIONS							
810 Permanent	16.00	11.00	16.00	11.00	16.00	0.00	16.00
FTEs	16.00	11.00	16.00	11.00	16.00	0.00	16.00
FTE POSITIONS	16.00	11.00	16.00	11.00	16.00	0.00	16.00

S-8 Financial Summary

(Dollars in Thousands)

BU PCode Department
42000 P804 000000

	2024-25 Opbud	2024-25 Actuals	2025-26 Opbud	2026-27 PCF Proj	Base	----- FY 2027 Agency Request ----- Expansion	Total
REVENUE							
111 General Fund Transfers	3,639.4	3,593.0	3,643.9	0.0	3,992.8	0.0	3,992.8
112 Other Transfers	0.0	46.4	0.0	0.0	0.0	0.0	0.0
130 Other Revenues	2,521.7	4,737.3	2,722.7	0.0	2,785.7	0.0	2,785.7
150 Fund Balance	1,488.9	0.0	0.0	0.0	0.0	0.0	0.0
REVENUE, TRANSFERS	7,650.0	8,376.7	6,366.6	0.0	6,778.5	0.0	6,778.5
REVENUE	7,650.0	8,376.7	6,366.6	0.0	6,778.5	0.0	6,778.5
EXPENSE							
200 Personal services and employee benefits	3,078.3	3,078.3	2,885.1	2,696.4	3,234.0	0.0	3,234.0
300 Contractual services	1,055.2	1,055.2	1,455.2	0.0	1,455.2	0.0	1,455.2
400 Other	1,000.0	1,000.0	2,026.3	0.0	2,089.3	0.0	2,089.3
EXPENDITURES	5,133.5	5,133.5	6,366.6	2,696.38	6,778.5	0.0	6,778.5
500 Other financing uses	2,516.5	2,516.5	0.0	0.0	0.0	0.0	0.0
OTHER FINANCING USES	2,516.5	2,516.5	0.0	0	0.0	0.0	0.0
EXPENSE	7,650.0	7,650.0	6,366.6	2,696.38	6,778.5	0.0	6,778.5
FTE POSITIONS							
810 Permanent	0.00	26.00	10.00	26.00	10.00	0.00	10.00
820 Term	30.00	0.00	46.00	0.00	46.00	0.00	46.00
FTEs	30.00	26.00	56.00	26.00	56.00	0.00	56.00
FTE POSITIONS	30.00	26.00	56.00	26.00	56.00	0.00	56.00

BU PCode Department
 42000 0000 0000000000

S-9 Account Code Revenue/Expenditure Summary
 (Dollars in Thousands)

		2024-25	2024-25	2025-26	2026-27	----- FY 2027 Agency Request -----		
		Opbud	Actuals	Opbud	PCF Proj	Base	Expansion	Total
499105	General Fd. Appropriation	19,779.7	19,344.5	20,981.7	0.0	31,969.1	0.0	31,969.1
111	General Fund Transfers	19,779.7	19,344.5	20,981.7	0.0	31,969.1	0.0	31,969.1
416509	Trade & Pro Perm & Licen-Inter	0.0	30.1	2.5	0.0	0.0	0.0	0.0
425909	Other Services - Interagency	382.5	9.1	20.0	0.0	10.0	0.0	10.0
451909	Federal Contract - Interagency	0.0	0.0	0.0	0.0	0.0	0.0	0.0
499905	Other Financing Sources	223.7	460.2	102.0	0.0	25.0	0.0	25.0
499906	OFS - INTRA-Agency	14,603.0	12,786.5	13,284.4	0.0	9,053.6	0.0	9,053.6
112	Other Transfers	15,209.2	13,285.9	13,408.9	0.0	9,088.6	0.0	9,088.6
451903	Federal Direct - Operating	25.0	30.1	25.0	0.0	25.0	0.0	25.0
120	Federal Revenues	25.0	30.1	25.0	0.0	25.0	0.0	25.0
408901	Other Surcharges	5.7	88.4	0.0	0.0	0.0	0.0	0.0
412202	Franchise Tax	0.0	0.0	0.0	0.0	0.0	0.0	0.0
413102	Liquor Licenses	0.0	1.0	3.8	0.0	0.0	0.0	0.0
413402	Trading Stamp Fees	0.0	0.0	2.8	0.0	0.0	0.0	0.0
416102	Hunting & License Fees	0.0	0.0	0.0	0.0	0.0	0.0	0.0
416202	Itinerant Vendors License Fees	0.0	0.0	0.3	0.0	0.0	0.0	0.0
416402	Trade & Professions Licenses	12,014.3	16,403.8	19,510.5	0.0	16,735.9	0.0	16,735.9
416502	Trade & Professions Permits	0.0	248.6	0.0	0.0	183.5	0.0	183.5
416902	Other Licenses & Permits	2.7	956.4	0.0	0.0	0.0	0.0	0.0
416909	Other Licenses & Permits-Inter	0.0	2.5	1.0	0.0	0.0	0.0	0.0
417402	Reg for Trades & Prof	279.5	11.1	0.2	0.0	0.0	0.0	0.0
417902	Other Registration Fees	450.8	579.1	9.0	0.0	0.0	0.0	0.0
418702	Blue Sky Filing Fees	0.0	0.4	0.0	0.0	0.0	0.0	0.0
421402	Trades & Prof. Exam. Fees	31.2	78.6	8.6	0.0	0.0	0.0	0.0
421902	Other Exam Fees	139.7	394.1	2.6	0.0	0.0	0.0	0.0
422902	Other Fees	1.5	118.6	7.0	0.0	0.0	0.0	0.0
424202	Data Processing Services	0.2	0.1	0.0	0.0	0.0	0.0	0.0
424302	Printing & Reproduction	53.9	141.0	51.8	0.0	0.0	0.0	0.0
425202	Printing & Reproduction	63.9	34.1	65.7	0.0	0.0	0.0	0.0
425302	Legal Services	0.0	0.3	0.0	0.0	0.0	0.0	0.0
425902	Other Services	188.2	185.2	57.4	0.0	0.0	0.0	0.0
429402	House Trailer Inspec. Fees	0.0	77.7	175.5	0.0	0.0	0.0	0.0
429902	Other Current Services	142.1	88.2	87.0	0.0	0.0	0.0	0.0

BU PCode Department
42000 0000 0000000000

S-9 Account Code Revenue/Expenditure Summary
(Dollars in Thousands)

		2024-25	2024-25	2025-26	2026-27	----- FY 2027 Agency Request -----		
		Opbud	Actuals	Opbud	PCF Proj	Base	Expansion	Total
431402	New Mexico Compilation	0.0	0.3	0.0	0.0	0.0	0.0	0.0
434202	Meals	0.0	0.0	0.9	0.0	0.0	0.0	0.0
434302	Payments For Care-Government	0.0	0.0	1.5	0.0	0.0	0.0	0.0
441201	Interest On Investments	161.1	592.6	264.6	0.0	0.0	0.0	0.0
461402	Other Penalties	620.7	2,104.6	542.8	0.0	0.0	0.0	0.0
462000	Legal Settlements	0.0	133.7	0.0	0.0	0.0	0.0	0.0
471108	Employee Contributions/Ret.	0.0	0.0	0.0	0.0	0.0	0.0	0.0
496901	Miscellaneous Revenue	0.0	19.0	0.1	0.0	0.0	0.0	0.0
496902	Miscellaneous Revenue	12.3	0.0	0.4	0.0	0.0	0.0	0.0
496903	Miscellaneous Revenue	1.1	8.4	1.6	0.0	0.0	0.0	0.0
130	Other Revenues	14,168.9	22,267.7	20,795.1	0.0	16,919.4	0.0	16,919.4
325900	Restricted FB - Gov	11,841.1	7,429.0	6,054.5	0.0	5,419.0	0.0	5,419.0
150	Fund Balance	11,841.1	7,429.0	6,054.5	0.0	5,419.0	0.0	5,419.0
TOTAL REVENUE		61,023.9	62,357.1	61,265.2	0	63,421.1	0.0	63,421.1
520100	Exempt Perm Positions P/T&F/T	2,895.5	1,187.7	2,173.4	1,183.4	2,191.8	0.0	2,191.8
520200	Term Positions	937.0	1,478.0	505.0	10.8	642.0	0.0	642.0
520300	Classified Perm Positions F/T	23,062.5	19,784.3	25,174.7	22,814.5	24,842.2	0.0	24,842.2
520500	Temporary Positions F/T & P/T	0.0	16.4	0.0	1.9	0.0	0.0	0.0
520600	Paid Unused Sick Leave	0.0	29.7	0.0	0.0	0.0	0.0	0.0
520700	Overtime & Other Premium Pay	0.7	25.5	20.7	0.0	20.7	0.0	20.7
520800	Annl & Comp Paid At Separation	14.0	83.0	28.2	0.0	28.2	0.0	28.2
521100	Group Insurance Premium	2,618.0	2,334.5	2,531.9	3,929.9	3,234.2	0.0	3,234.2
521200	Retirement Contributions	3,531.7	4,283.2	4,059.1	4,509.6	4,831.8	0.0	4,831.8
521300	F I C A	1,557.3	1,623.3	1,602.5	1,472.5	1,926.1	0.0	1,926.1
521400	Workers' Comp Assessment Fee	3.2	2.8	6.7	0.0	16.7	0.0	16.7
521410	GSD Work Comp Insur Premium	127.8	73.4	127.9	0.0	132.1	0.0	132.1
521500	Unemployment Comp Premium	48.9	7.6	90.6	0.0	42.1	0.0	42.1
521600	Employee Liability Ins Premium	188.3	201.4	215.5	0.0	750.9	0.0	750.9
521700	RHC Act Contributions	366.4	445.2	374.9	468.8	481.6	0.0	481.6
523200	COVID Related Time Worked	0.0	0.0	0.0	0.0	0.0	0.0	0.0
200	Personal services and employee benef	35,351.3	31,576.3	36,911.1	34,391.3	39,140.4	0.0	39,140.4
535100	Medical Services	62.7	1.7	159.0	0.0	0.4	0.0	0.4
535200	Professional Services	1,093.9	250.2	1,506.1	0.0	1,553.7	0.0	1,553.7

BU PCode Department
42000 0000 0000000000

S-9 Account Code Revenue/Expenditure Summary
(Dollars in Thousands)

		2024-25	2024-25	2025-26	2026-27	----- FY 2027 Agency Request -----		
		Opbud	Actuals	Opbud	PCF Proj	Base	Expansion	Total
535300	Other Services	651.4	311.5	649.4	0.0	277.7	0.0	277.7
535400	Audit Services	34.1	80.8	41.8	0.0	88.7	0.0	88.7
535500	Attorney Services	18.5	9.6	18.5	0.0	28.5	0.0	28.5
535600	IT Services	1,288.9	1,748.4	1,282.9	0.0	1,713.7	0.0	1,713.7
300	Contractual services	3,149.5	2,402.2	3,657.7	0.0	3,662.7	0.0	3,662.7
540000	Other Expenses	0.0	0.0	0.0	0.0	25.0	0.0	25.0
542100	Employee I/S Mileage & Fares	38.1	4.4	118.1	0.0	129.1	0.0	129.1
542200	Employee I/S Meals & Lodging	103.9	124.6	160.6	0.0	212.6	0.0	212.6
542300	Brd & Comm Mbr Meals & Lodging	166.9	49.9	166.5	0.0	416.8	0.0	416.8
542310	Brd & Comm Mbr Mileage & Fares	0.0	47.8	0.0	0.0	10.0	0.0	10.0
542500	Transp - Fuel & Oil	540.3	366.7	603.9	0.0	604.5	0.0	604.5
542600	Transp - Parts & Supplies	19.5	10.8	19.9	0.0	16.7	0.0	16.7
542700	Transp - Transp Insurance	2.6	0.0	1.8	0.0	1.2	0.0	1.2
542800	State Transp Pool Charges	558.0	501.7	561.4	0.0	678.5	0.0	678.5
543100	Maint - Grounds & Roadways	0.0	0.0	0.0	0.0	0.0	0.0	0.0
543200	Maint - Furn, Fixt, Equipment	52.6	0.0	53.2	0.0	72.7	0.0	72.7
543300	Maint - Buildings & Structures	0.0	0.1	363.9	0.0	225.0	0.0	225.0
543400	Maint - Property Insurance	0.1	0.0	0.1	0.0	0.1	0.0	0.1
543500	Maint - Supplies	0.0	0.2	0.0	0.0	0.0	0.0	0.0
543820	Maintenance IT	51.1	23.2	36.1	0.0	0.1	0.0	0.1
543830	IT HW/SW Agreements	988.9	125.6	990.5	0.0	419.8	0.0	419.8
543900	Other Maintenance	1.0	0.0	1.0	0.0	0.0	0.0	0.0
544000	Supply Inventory IT	336.3	228.4	383.6	0.0	382.2	0.0	382.2
544100	Supplies-Office Supplies	136.0	51.1	308.4	0.0	186.8	0.0	186.8
544200	Supplies-Medical, Lab, Personal	2.2	0.2	2.2	0.0	1.2	0.0	1.2
544400	Supplies-Field Supplies	19.7	43.4	72.9	0.0	71.7	0.0	71.7
544600	Supplies-Kitchen Supplies	0.0	0.0	0.0	0.0	0.0	0.0	0.0
544700	Supplies-Clothing, Unifrms, Linen	3.9	42.2	9.9	0.0	12.4	0.0	12.4
544800	Supplies-Education&Recreation	4.0	0.2	4.0	0.0	3.0	0.0	3.0
544900	Supplies-Inventory Exempt	35.0	20.4	38.9	0.0	32.5	0.0	32.5
545600	Reporting & Recording	90.0	4.4	88.5	0.0	125.5	0.0	125.5
545609	Report/Record Inter St Agency	2.5	1.8	2.5	0.0	2.5	0.0	2.5
545700	ISD Services	108.5	248.6	143.4	0.0	524.2	0.0	524.2

BU PCode Department
42000 0000 0000000000

S-9 Account Code Revenue/Expenditure Summary
(Dollars in Thousands)

	2024-25 Opbud	2024-25 Actuals	2025-26 Opbud	2026-27 PCF Proj	----- FY 2027 Agency Request -----		
					Base	Expansion	Total
545710 DOIT HCM Assessment Fees	134.0	123.9	199.7	0.0	157.7	0.0	157.7
545810 GCD Radio Communications Svcs	1.0	0.0	1.0	0.0	0.0	0.0	0.0
545900 Printing & Photo Services	64.7	56.7	70.3	0.0	78.1	0.0	78.1
546000 Building Use Fee GSD	3.6	0.0	3.6	0.0	2.1	0.0	2.1
546100 Postage & Mail Services	131.9	98.5	212.5	0.0	377.0	0.0	377.0
546109 Postage&Mail Svcs - Int Agency	0.0	0.0	0.0	0.0	0.0	0.0	0.0
546310 Utilities - Sewer/Garbage	0.0	0.0	0.0	0.0	0.0	0.0	0.0
546400 Rent Of Land & Buildings	420.4	449.2	720.8	0.0	1,313.3	0.0	1,313.3
546409 Rent Expense - Interagency	0.0	1.0	0.0	0.0	0.0	0.0	0.0
546500 Rent Of Equipment	47.4	94.6	49.9	0.0	52.2	0.0	52.2
546600 Communications	48.6	1.6	48.6	0.0	41.2	0.0	41.2
546610 DOIT Telecommunications	471.2	519.4	738.5	0.0	596.1	0.0	596.1
546700 Subscriptions/Dues/License Fee	1,373.2	566.0	2,351.7	0.0	986.1	0.0	986.1
546709 Subscription & Due Interagency	1.4	0.0	1.4	0.0	0.4	0.0	0.4
546800 Employee Training & Education	170.2	96.5	174.4	0.0	177.8	0.0	177.8
546810 Board Member Training	29.3	6.7	26.8	0.0	29.0	0.0	29.0
546900 Advertising	925.7	162.5	282.4	0.0	154.6	0.0	154.6
547101 Investment Amort/Accretion	0.2	0.0	0.2	0.0	0.2	0.0	0.2
547800 Debt Service-Interest	1.5	0.0	1.5	0.0	0.0	0.0	0.0
547900 Miscellaneous Expense	160.0	17.8	150.0	0.0	170.7	0.0	170.7
547909 Misc Expense Interagency	0.5	0.0	0.5	0.0	0.5	0.0	0.5
547999 Request to Pay Prior Year	10.1	13.1	10.1	0.0	10.1	0.0	10.1
548200 Furniture & Fixtures	0.0	0.0	0.0	0.0	106.2	0.0	106.2
548300 Information Tech Equipment	25.0	2,354.8	25.0	0.0	2,838.6	0.0	2,838.6
548400 Other Equipment	0.0	0.0	0.0	0.0	0.0	0.0	0.0
548800 Automotive & Aircraft	225.0	31.1	225.0	0.0	0.0	0.0	0.0
548900 Buildings & Structures	1.0	0.0	1.0	0.0	0.0	0.0	0.0
549600 Employee O/S Mileage & Fares	74.3	36.5	76.3	0.0	83.7	0.0	83.7
549700 Employee O/S Meals & Lodging	75.6	44.4	77.1	0.0	84.7	0.0	84.7
549800 Brd & Comm O/S Mileage & Fares	33.1	4.4	32.6	0.0	74.0	0.0	74.0
549900 Brd & Comm O/S Meals & Lodging	30.2	7.1	29.2	0.0	76.0	0.0	76.0
400 Other	7,720.2	6,581.6	9,641.4	0.0	11,564.4	0.0	11,564.4
555100 Other Financing Uses	2,516.5	2,582.4	0.0	0.0	0.0	0.0	0.0

BU PCode Department
 42000 0000 0000000000

S-9 Account Code Revenue/Expenditure Summary
 (Dollars in Thousands)

		2024-25	2024-25	2025-26	2026-27	----- FY 2027 Agency Request -----		
		Opbud	Actuals	Opbud	PCF Proj	Base	Expansion	Total
555106	OFU - INTRA-Agency	12,286.4	12,786.5	11,055.0	0.0	9,053.6	0.0	9,053.6
500	Other financing uses	14,802.9	15,368.9	11,055.0	0.0	9,053.6	0.0	9,053.6
TOTAL EXPENSE		61,023.9	55,929.1	61,265.2	34,391.26	63,421.1	0.0	63,421.1
810	Permanent	347.60	308.00	358.60	308.00	355.60	0.00	355.60
810	Permanent	347.60	308.00	358.60	308.00	355.60	0.00	355.60
820	Term	30.00	0.00	29.00	0.00	49.00	0.00	49.00
820	Term	30.00	0.00	29.00	0.00	49.00	0.00	49.00
TOTAL FTE POSITIONS		377.60	308.00	387.60	308.00	404.60	0.00	404.60

APPROPRIATION REQUEST

FORM S-10 FUND BALANCE PROJECTION

(In Whole Dollars)

Agency: <u>Regulation and Licensing Department</u>	Business Unit: <u>42000</u>
Fund Name: <u>Sec. Education & Training</u>	Fund Number: <u>04400</u>
Legal Auth. _____	

BEGINNING BALANCE

Unreserved, undesignated fund balance (not cash balance) from SHARE NMS006GL Balance Sheet Report at close of FY25	416,700
--	---------

ADJUSTMENTS

Add:

Interfund receivables, accounts receivables, and other assets not reflected in fund balance from FCD Reports at close of FY25	1,170,700
Other (explain in detail)	0

Deduct:

Liabilities not reflected in FCD Reports at close of FY25	(1,664,000)
Fund balance designated by law for future expenditure (non-reverting funds)	0
Amount due to State General Fund or other fund designated by statute	0
Other (explain in detail)	0
FY25 revision not reflected in liabilities	0
Total Adjustments	(493,300)

ADJUSTED UNRESERVED, UNDESIGNATED FUND BALANCE at close of FY25	(76,600)
--	-----------------

Add:

Projected revenue/sources (less fund balance budgeted) for FY26	1,058,200
---	-----------

Deduct:

Projected total expenditures for FY26	(1,058,200)
---------------------------------------	-------------

ADJUSTED UNRESERVED/UNDESIGNATED FUND BALANCE at close of FY26	(76,600)
---	-----------------

Add:

Projected revenue/sources (less fund balance requested) for FY27	1,058,000
--	-----------

Deduct:

Total expenditures budgeted in appropriation request	(1,058,000)
--	-------------

ADJUSTED UNRESERVED/UNDESIGNATED FUND BALANCE at close of FY27	(76,600)
---	-----------------

APPROPRIATION REQUEST

FORM S-10 FUND BALANCE PROJECTION

(In Whole Dollars)

Agency: <u>Regulation and Licensing Department</u>	Business Unit: <u>42000</u>
Fund Name: <u>Mortgage Regulatory Fund</u>	Fund Number: <u>10660</u>
Legal Auth. _____	

BEGINNING BALANCE

Unreserved, undesignated fund balance (not cash balance) from SHARE NMS006GL Balance Sheet Report at close of FY25	2,547,900
--	-----------

ADJUSTMENTS

Add:

Interfund receivables, accounts receivables, and other assets not reflected in fund balance from FCD Reports at close of FY25	3,168,300
Other (explain in detail)	0

Deduct:

Liabilities not reflected in FCD Reports at close of FY25	(5,716,000)
Fund balance designated by law for future expenditure (non-reverting funds)	0
Amount due to State General Fund or other fund designated by statute	0
Other (explain in detail)	0
FY25 revision not reflected in liabilities	0
Total Adjustments	(2,547,700)

ADJUSTED UNRESERVED, UNDESIGNATED FUND BALANCE at close of FY25	200
--	------------

Add:

Projected revenue/sources (less fund balance budgeted) for FY26	2,500,000
---	-----------

Deduct:

Projected total expenditures for FY26	(2,500,000)
---------------------------------------	-------------

ADJUSTED UNRESERVED/UNDESIGNATED FUND BALANCE at close of FY26	200
---	------------

Add:

Projected revenue/sources (less fund balance requested) for FY27	2,300,000
--	-----------

Deduct:

Total expenditures budgeted in appropriation request	(2,300,000)
--	-------------

ADJUSTED UNRESERVED/UNDESIGNATED FUND BALANCE at close of FY27	200
---	------------

APPROPRIATION REQUEST

FORM S-10 FUND BALANCE PROJECTION

(In Whole Dollars)

Agency: <u>Regulation and Licensing Department</u>	Business Unit: <u>42000</u>
Fund Name: <u>FID SETTLEMENT PROCEEDS</u>	Fund Number: <u>11550</u>
Legal Auth. _____	

BEGINNING BALANCE

Unreserved, undesignated fund balance (not cash balance) from SHARE NMS006GL Balance Sheet Report at close of FY25	495,600
--	---------

ADJUSTMENTS

Add:

Interfund receivables, accounts receivables, and other assets not reflected in fund balance from FCD Reports at close of FY25	0
Other (explain in detail)	0

Deduct:

Liabilities not reflected in FCD Reports at close of FY25	(67,100)
Fund balance designated by law for future expenditure (non-reverting funds)	0
Amount due to State General Fund or other fund designated by statute	0
Other (explain in detail)	0
FY25 revision not reflected in liabilities	0
Total Adjustments	(67,100)

ADJUSTED UNRESERVED, UNDESIGNATED FUND BALANCE at close of FY25	428,500
--	----------------

Add:

Projected revenue/sources (less fund balance budgeted) for FY26	0
---	---

Deduct:

Projected total expenditures for FY26	(70,000)
---------------------------------------	----------

ADJUSTED UNRESERVED/UNDESIGNATED FUND BALANCE at close of FY26	358,500
---	----------------

Add:

Projected revenue/sources (less fund balance requested) for FY27	70,000
--	--------

Deduct:

Total expenditures budgeted in appropriation request	(70,000)
--	----------

ADJUSTED UNRESERVED/UNDESIGNATED FUND BALANCE at close of FY27	358,500
---	----------------

APPROPRIATION REQUEST

FORM S-10 FUND BALANCE PROJECTION

(In Whole Dollars)

Agency: <u>Regulation and Licensing Department</u>	Business Unit: <u>42000</u>
Fund Name: <u>Financial Literacy Fund</u>	Fund Number: <u>12170</u>
Legal Auth. _____	

BEGINNING BALANCE

Unreserved, undesignated fund balance (not cash balance) from SHARE NMS006GL Balance Sheet Report at close of FY25	516,900
--	---------

ADJUSTMENTS

Add:

Interfund receivables, accounts receivables, and other assets not reflected in fund balance from FCD Reports at close of FY25	57,800
Other (explain in detail)	0

Deduct:

Liabilities not reflected in FCD Reports at close of FY25	(53,800)
Fund balance designated by law for future expenditure (non-reverting funds)	0
Amount due to State General Fund or other fund designated by statute	0
Other (explain in detail)	0
FY25 revision not reflected in liabilities	0

Total Adjustments	4,000
--------------------------	-------

ADJUSTED UNRESERVED, UNDESIGNATED FUND BALANCE at close of FY25	520,900
--	---------

Add:

Projected revenue/sources (less fund balance budgeted) for FY26	57,800
---	--------

Deduct:

Projected total expenditures for FY26	(188,500)
---------------------------------------	-----------

ADJUSTED UNRESERVED/UNDESIGNATED FUND BALANCE at close of FY26	390,200
---	---------

Add:

Projected revenue/sources (less fund balance requested) for FY27	188,500
--	---------

Deduct:

Total expenditures budgeted in appropriation request	(188,500)
--	-----------

ADJUSTED UNRESERVED/UNDESIGNATED FUND BALANCE at close of FY27	390,200
---	---------

APPROPRIATION REQUEST

FORM S-10 FUND BALANCE PROJECTION

(In Whole Dollars)

Agency: <u>Regulation and Licensing Department</u>	Business Unit: <u>42000</u>
Fund Name: <u>Signed Lng Interpret Practices</u>	Fund Number: <u>20110</u>
Legal Auth. _____	

BEGINNING BALANCE

Unreserved, undesignated fund balance (not cash balance) from SHARE NMS006GL Balance Sheet Report at close of FY25	7,200
--	-------

ADJUSTMENTS

Add:

Interfund receivables, accounts receivables, and other assets not reflected in fund balance from FCD Reports at close of FY25	32,400
Other (explain in detail)	0

Deduct:

Liabilities not reflected in FCD Reports at close of FY25	(36,800)
Fund balance designated by law for future expenditure (non-reverting funds)	0
Amount due to State General Fund or other fund designated by statute	0
Other (explain in detail)	0
FY25 revision not reflected in liabilities	0
Total Adjustments	(4,400)

ADJUSTED UNRESERVED, UNDESIGNATED FUND BALANCE at close of FY25	2,800
--	--------------

Add:

Projected revenue/sources (less fund balance budgeted) for FY26	32,400
---	--------

Deduct:

Projected total expenditures for FY26	(28,300)
---------------------------------------	----------

ADJUSTED UNRESERVED/UNDESIGNATED FUND BALANCE at close of FY26	6,900
---	--------------

Add:

Projected revenue/sources (less fund balance requested) for FY27	33,300
--	--------

Deduct:

Total expenditures budgeted in appropriation request	(20,000)
--	----------

ADJUSTED UNRESERVED/UNDESIGNATED FUND BALANCE at close of FY27	20,200
---	---------------

APPROPRIATION REQUEST

FORM S-10 FUND BALANCE PROJECTION

(In Whole Dollars)

Agency: <u>Regulation and Licensing Department</u>	Business Unit: <u>42000</u>
Fund Name: <u>Home Inspector Board</u>	Fund Number: <u>20980</u>
Legal Auth. _____	

BEGINNING BALANCE

Unreserved, undesignated fund balance (not cash balance) from SHARE NMS006GL Balance Sheet Report at close of FY25	(60,800)
--	----------

ADJUSTMENTS

Add:

Interfund receivables, accounts receivables, and other assets not reflected in fund balance from FCD Reports at close of FY25	108,900
Other (explain in detail)	0

Deduct:

Liabilities not reflected in FCD Reports at close of FY25	(47,000)
Fund balance designated by law for future expenditure (non-reverting funds)	0
Amount due to State General Fund or other fund designated by statute	0
Other (explain in detail)	0
FY25 revision not reflected in liabilities	0

Total Adjustments	61,900
--------------------------	---------------

ADJUSTED UNRESERVED, UNDESIGNATED FUND BALANCE at close of FY25	1,100
--	--------------

Add:

Projected revenue/sources (less fund balance budgeted) for FY26	79,000
---	--------

Deduct:

Projected total expenditures for FY26	(20,000)
---------------------------------------	----------

ADJUSTED UNRESERVED/UNDESIGNATED FUND BALANCE at close of FY26	60,100
---	---------------

Add:

Projected revenue/sources (less fund balance requested) for FY27	70,300
--	--------

Deduct:

Total expenditures budgeted in appropriation request	(30,000)
--	----------

ADJUSTED UNRESERVED/UNDESIGNATED FUND BALANCE at close of FY27	100,400
---	----------------

APPROPRIATION REQUEST

FORM S-10 FUND BALANCE PROJECTION

(In Whole Dollars)

Agency: <u>Regulation and Licensing Department</u>	Business Unit: <u>42000</u>
Fund Name: <u>HOISTING OPERATORS SAFETY ACT</u>	Fund Number: <u>21100</u>
Legal Auth. _____	

BEGINNING BALANCE

Unreserved, undesignated fund balance (not cash balance) from SHARE NMS006GL Balance Sheet Report at close of FY25	(29,900)
--	----------

ADJUSTMENTS

Add:

Interfund receivables, accounts receivables, and other assets not reflected in fund balance from FCD Reports at close of FY25	43,300
Other (explain in detail)	0

Deduct:

Liabilities not reflected in FCD Reports at close of FY25	(11,100)
Fund balance designated by law for future expenditure (non-reverting funds)	0
Amount due to State General Fund or other fund designated by statute	0
Other (explain in detail)	0
FY25 revision not reflected in liabilities	0
Total Adjustments	32,200

ADJUSTED UNRESERVED, UNDESIGNATED FUND BALANCE at close of FY25	2,300
--	--------------

Add:

Projected revenue/sources (less fund balance budgeted) for FY26	23,000
---	--------

Deduct:

Projected total expenditures for FY26	0
---------------------------------------	---

ADJUSTED UNRESERVED/UNDESIGNATED FUND BALANCE at close of FY26	25,300
---	---------------

Add:

Projected revenue/sources (less fund balance requested) for FY27	24,000
--	--------

Deduct:

Total expenditures budgeted in appropriation request	0
--	---

ADJUSTED UNRESERVED/UNDESIGNATED FUND BALANCE at close of FY27	49,300
---	---------------

APPROPRIATION REQUEST

FORM S-10 FUND BALANCE PROJECTION

(In Whole Dollars)

Agency: Regulation and Licensing Department Business Unit: 42000
Fund Name: Tobacco Products Admin Fund Number: 21130
Legal Auth. _____

BEGINNING BALANCE

Unreserved, undesignated fund balance (not cash balance) from SHARE NMS006GL Balance Sheet
Report at close of FY25 2,847,800

ADJUSTMENTS

Add:

Interfund receivables, accounts receivables, and other assets not reflected in fund balance from FCD
Reports at close of FY25 882,000
Other (explain in detail) 0

Deduct:

Liabilities not reflected in FCD Reports at close of FY25 (910,400)
Fund balance designated by law for future expenditure (non-reverting funds) 0
Amount due to State General Fund or other fund designated by statute 0
Other (explain in detail) 0
FY25 revision not reflected in liabilities 0

Total Adjustments (28,400)

ADJUSTED UNRESERVED, UNDESIGNATED FUND BALANCE at close of FY25 2,819,400

Add:

Projected revenue/sources (less fund balance budgeted) for FY26 882,000

Deduct:

Projected total expenditures for FY26 (1,253,700)

ADJUSTED UNRESERVED/UNDESIGNATED FUND BALANCE at close of FY26 2,447,700

Add:

Projected revenue/sources (less fund balance requested) for FY27 1,283,700

Deduct:

Total expenditures budgeted in appropriation request (1,283,700)

ADJUSTED UNRESERVED/UNDESIGNATED FUND BALANCE at close of FY27 2,447,700

APPROPRIATION REQUEST

FORM S-10 FUND BALANCE PROJECTION

(In Whole Dollars)

Agency: <u>Regulation and Licensing Department</u>	Business Unit: <u>42000</u>
Fund Name: <u>Cannabis Regulation Fund</u>	Fund Number: <u>21210</u>
Legal Auth. _____	

BEGINNING BALANCE

Unreserved, undesignated fund balance (not cash balance) from SHARE NMS006GL Balance Sheet Report at close of FY25	2,010,000
--	-----------

ADJUSTMENTS

Add:

Interfund receivables, accounts receivables, and other assets not reflected in fund balance from FCD Reports at close of FY25	4,737,300
Other (explain in detail)	0

Deduct:

Liabilities not reflected in FCD Reports at close of FY25	(6,739,700)
Fund balance designated by law for future expenditure (non-reverting funds)	(7,600)
Amount due to State General Fund or other fund designated by statute	0
Other (explain in detail)	0
FY25 revision not reflected in liabilities	0
Total Adjustments	(2,010,000)

ADJUSTED UNRESERVED, UNDESIGNATED FUND BALANCE at close of FY25	0
--	----------

Add:

Projected revenue/sources (less fund balance budgeted) for FY26	6,739,700
---	-----------

Deduct:

Projected total expenditures for FY26	(6,739,700)
---------------------------------------	-------------

ADJUSTED UNRESERVED/UNDESIGNATED FUND BALANCE at close of FY26	0
---	----------

Add:

Projected revenue/sources (less fund balance requested) for FY27	2,785,700
--	-----------

Deduct:

Total expenditures budgeted in appropriation request	(2,785,700)
--	-------------

ADJUSTED UNRESERVED/UNDESIGNATED FUND BALANCE at close of FY27	0
---	----------

APPROPRIATION REQUEST

FORM S-10 FUND BALANCE PROJECTION

(In Whole Dollars)

Agency: Regulation and Licensing Department Business Unit: 42000
Fund Name: BCD-R/E Recovery Fund Fund Number: 29700
Legal Auth. _____

BEGINNING BALANCE

Unreserved, undesignated fund balance (not cash balance) from SHARE NMS006GL Balance Sheet
Report at close of FY25 122,400

ADJUSTMENTS

Add:

Interfund receivables, accounts receivables, and other assets not reflected in fund balance from FCD
Reports at close of FY25 98,400

Other (explain in detail) 0

Deduct:

Liabilities not reflected in FCD Reports at close of FY25 (36,400)

Fund balance designated by law for future expenditure (non-reverting funds) 0

Amount due to State General Fund or other fund designated by statute 0

Other (explain in detail) 0

FY25 revision not reflected in liabilities 0

Total Adjustments 62,000

ADJUSTED UNRESERVED, UNDESIGNATED FUND BALANCE at close of FY25 184,400

Add:

Projected revenue/sources (less fund balance budgeted) for FY26 98,400

Deduct:

Projected total expenditures for FY26 0

ADJUSTED UNRESERVED/UNDESIGNATED FUND BALANCE at close of FY26 282,800

Add:

Projected revenue/sources (less fund balance requested) for FY27 35,000

Deduct:

Total expenditures budgeted in appropriation request 0

ADJUSTED UNRESERVED/UNDESIGNATED FUND BALANCE at close of FY27 317,800

APPROPRIATION REQUEST

FORM S-10 FUND BALANCE PROJECTION

(In Whole Dollars)

Agency: <u>Regulation and Licensing Department</u>	Business Unit: <u>42000</u>
Fund Name: <u>FID Revolving Fund</u>	Fund Number: <u>37200</u>
Legal Auth. _____	

BEGINNING BALANCE

Unreserved, undesignated fund balance (not cash balance) from SHARE NMS006GL Balance Sheet Report at close of FY25	200
--	-----

ADJUSTMENTS

Add:

Interfund receivables, accounts receivables, and other assets not reflected in fund balance from FCD Reports at close of FY25	0
Other (explain in detail)	0

Deduct:

Liabilities not reflected in FCD Reports at close of FY25	0
Fund balance designated by law for future expenditure (non-reverting funds)	0
Amount due to State General Fund or other fund designated by statute	0
Other (explain in detail)	0
FY25 revision not reflected in liabilities	0

Total Adjustments	0
--------------------------	---

ADJUSTED UNRESERVED, UNDESIGNATED FUND BALANCE at close of FY25	200
--	-----

Add:

Projected revenue/sources (less fund balance budgeted) for FY26	0
---	---

Deduct:

Projected total expenditures for FY26	0
---------------------------------------	---

ADJUSTED UNRESERVED/UNDESIGNATED FUND BALANCE at close of FY26	200
---	-----

Add:

Projected revenue/sources (less fund balance requested) for FY27	0
--	---

Deduct:

Total expenditures budgeted in appropriation request	0
--	---

ADJUSTED UNRESERVED/UNDESIGNATED FUND BALANCE at close of FY27	200
---	-----

APPROPRIATION REQUEST

FORM S-10 FUND BALANCE PROJECTION

(In Whole Dollars)

Agency: <u>Regulation and Licensing Department</u>	Business Unit: <u>42000</u>
Fund Name: <u>CID Revolving</u>	Fund Number: <u>37300</u>
Legal Auth. _____	

BEGINNING BALANCE

Unreserved, undesignated fund balance (not cash balance) from SHARE NMS006GL Balance Sheet Report at close of FY25	8,400
--	-------

ADJUSTMENTS

Add:

Interfund receivables, accounts receivables, and other assets not reflected in fund balance from FCD Reports at close of FY25	1,500
Other (explain in detail)	0

Deduct:

Liabilities not reflected in FCD Reports at close of FY25	0
Fund balance designated by law for future expenditure (non-reverting funds)	0
Amount due to State General Fund or other fund designated by statute	0
Other (explain in detail)	0
FY25 revision not reflected in liabilities	0

Total Adjustments	1,500
--------------------------	-------

ADJUSTED UNRESERVED, UNDESIGNATED FUND BALANCE at close of FY25	9,900
--	-------

Add:

Projected revenue/sources (less fund balance budgeted) for FY26	1,500
---	-------

Deduct:

Projected total expenditures for FY26	0
---------------------------------------	---

ADJUSTED UNRESERVED/UNDESIGNATED FUND BALANCE at close of FY26	11,400
---	--------

Add:

Projected revenue/sources (less fund balance requested) for FY27	1,500
--	-------

Deduct:

Total expenditures budgeted in appropriation request	0
--	---

ADJUSTED UNRESERVED/UNDESIGNATED FUND BALANCE at close of FY27	12,900
---	--------

APPROPRIATION REQUEST

FORM S-10 FUND BALANCE PROJECTION

(In Whole Dollars)

Agency: Regulation and Licensing Department Business Unit: 42000
Fund Name: Regulation & Licensing Fund Number: 43300
Legal Auth. _____

BEGINNING BALANCE

Unreserved, undesignated fund balance (not cash balance) from SHARE NMS006GL Balance Sheet
Report at close of FY25 (8,028,000)

ADJUSTMENTS

Add:

Interfund receivables, accounts receivables, and other assets not reflected in fund balance from FCD
Reports at close of FY25 22,881,800
Other (explain in detail) 0

Deduct:

Liabilities not reflected in FCD Reports at close of FY25 (21,720,200)
Fund balance designated by law for future expenditure (non-reverting funds) 0
Amount due to State General Fund or other fund designated by statute 0
Other (explain in detail) 0
FY25 revision not reflected in liabilities 0

Total Adjustments 1,161,600

ADJUSTED UNRESERVED, UNDESIGNATED FUND BALANCE at close of FY25 (6,866,400)

Add:

Projected revenue/sources (less fund balance budgeted) for FY26 24,936,200

Deduct:

Projected total expenditures for FY26 (24,936,200)

ADJUSTED UNRESERVED/UNDESIGNATED FUND BALANCE at close of FY26 (6,866,400)

Add:

Projected revenue/sources (less fund balance requested) for FY27 29,402,200

Deduct:

Total expenditures budgeted in appropriation request (29,402,200)

ADJUSTED UNRESERVED/UNDESIGNATED FUND BALANCE at close of FY27 (6,866,400)

APPROPRIATION REQUEST

FORM S-10 FUND BALANCE PROJECTION

(In Whole Dollars)

Agency: <u>Regulation and Licensing Department</u>	Business Unit: <u>42000</u>
Fund Name: <u>FID Receipts</u>	Fund Number: <u>43500</u>
Legal Auth. _____	

BEGINNING BALANCE

Unreserved, undesignated fund balance (not cash balance) from SHARE NMS006GL Balance Sheet Report at close of FY25	0
--	---

ADJUSTMENTS

Add:

Interfund receivables, accounts receivables, and other assets not reflected in fund balance from FCD Reports at close of FY25	0
Other (explain in detail)	0

Deduct:

Liabilities not reflected in FCD Reports at close of FY25	0
Fund balance designated by law for future expenditure (non-reverting funds)	0
Amount due to State General Fund or other fund designated by statute	0
Other (explain in detail)	0
FY25 revision not reflected in liabilities	0
Total Adjustments	0

ADJUSTED UNRESERVED, UNDESIGNATED FUND BALANCE at close of FY25	0
--	----------

Add:

Projected revenue/sources (less fund balance budgeted) for FY26	0
---	---

Deduct:

Projected total expenditures for FY26	0
---------------------------------------	---

ADJUSTED UNRESERVED/UNDESIGNATED FUND BALANCE at close of FY26	0
---	----------

Add:

Projected revenue/sources (less fund balance requested) for FY27	0
--	---

Deduct:

Total expenditures budgeted in appropriation request	0
--	---

ADJUSTED UNRESERVED/UNDESIGNATED FUND BALANCE at close of FY27	0
---	----------

APPROPRIATION REQUEST

FORM S-10 FUND BALANCE PROJECTION

(In Whole Dollars)

Agency: Regulation and Licensing Department Business Unit: 42000
Fund Name: MHD-Receipts Fund Number: 43600
Legal Auth. _____

BEGINNING BALANCE

Unreserved, undesignated fund balance (not cash balance) from SHARE NMS006GL Balance Sheet Report at close of FY25 0

ADJUSTMENTS

Add:

Interfund receivables, accounts receivables, and other assets not reflected in fund balance from FCD Reports at close of FY25 0
Other (explain in detail) 0

Deduct:

Liabilities not reflected in FCD Reports at close of FY25 0
Fund balance designated by law for future expenditure (non-reverting funds) 0
Amount due to State General Fund or other fund designated by statute 0
Other (explain in detail) 0
FY25 revision not reflected in liabilities 0

Total Adjustments 0

ADJUSTED UNRESERVED, UNDESIGNATED FUND BALANCE at close of FY25 0

Add:

Projected revenue/sources (less fund balance budgeted) for FY26 0

Deduct:

Projected total expenditures for FY26 0

ADJUSTED UNRESERVED/UNDESIGNATED FUND BALANCE at close of FY26 0

Add:

Projected revenue/sources (less fund balance requested) for FY27 0

Deduct:

Total expenditures budgeted in appropriation request 0

ADJUSTED UNRESERVED/UNDESIGNATED FUND BALANCE at close of FY27 0

APPROPRIATION REQUEST

FORM S-10 FUND BALANCE PROJECTION

(In Whole Dollars)

Agency: <u>Regulation and Licensing Department</u>	Business Unit: <u>42000</u>
Fund Name: <u>CID Receipts</u>	Fund Number: <u>43700</u>
Legal Auth. _____	

BEGINNING BALANCE

Unreserved, undesignated fund balance (not cash balance) from SHARE NMS006GL Balance Sheet Report at close of FY25	300
--	-----

ADJUSTMENTS

Add:

Interfund receivables, accounts receivables, and other assets not reflected in fund balance from FCD Reports at close of FY25	0
Other (explain in detail)	0

Deduct:

Liabilities not reflected in FCD Reports at close of FY25	0
Fund balance designated by law for future expenditure (non-reverting funds)	0
Amount due to State General Fund or other fund designated by statute	0
Other (explain in detail)	0
FY25 revision not reflected in liabilities	0
Total Adjustments	0

ADJUSTED UNRESERVED, UNDESIGNATED FUND BALANCE at close of FY25	300
--	------------

Add:

Projected revenue/sources (less fund balance budgeted) for FY26	0
---	---

Deduct:

Projected total expenditures for FY26	(300)
---------------------------------------	-------

ADJUSTED UNRESERVED/UNDESIGNATED FUND BALANCE at close of FY26	0
---	----------

Add:

Projected revenue/sources (less fund balance requested) for FY27	0
--	---

Deduct:

Total expenditures budgeted in appropriation request	0
--	---

ADJUSTED UNRESERVED/UNDESIGNATED FUND BALANCE at close of FY27	0
---	----------

APPROPRIATION REQUEST

FORM S-10 FUND BALANCE PROJECTION

(In Whole Dollars)

Agency: <u>Regulation and Licensing Department</u>	Business Unit: <u>42000</u>
Fund Name: <u>Securities Receipts</u>	Fund Number: <u>43800</u>
Legal Auth. _____	

BEGINNING BALANCE

Unreserved, undesignated fund balance (not cash balance) from SHARE NMS006GL Balance Sheet Report at close of FY25	0
--	---

ADJUSTMENTS

Add:

Interfund receivables, accounts receivables, and other assets not reflected in fund balance from FCD Reports at close of FY25	0
Other (explain in detail)	0

Deduct:

Liabilities not reflected in FCD Reports at close of FY25	0
Fund balance designated by law for future expenditure (non-reverting funds)	0
Amount due to State General Fund or other fund designated by statute	0
Other (explain in detail)	0
FY25 revision not reflected in liabilities	0
Total Adjustments	0

ADJUSTED UNRESERVED, UNDESIGNATED FUND BALANCE at close of FY25 0

Add:

Projected revenue/sources (less fund balance budgeted) for FY26	0
---	---

Deduct:

Projected total expenditures for FY26	0
---------------------------------------	---

ADJUSTED UNRESERVED/UNDESIGNATED FUND BALANCE at close of FY26 0

Add:

Projected revenue/sources (less fund balance requested) for FY27	0
--	---

Deduct:

Total expenditures budgeted in appropriation request	0
--	---

ADJUSTED UNRESERVED/UNDESIGNATED FUND BALANCE at close of FY27 0

APPROPRIATION REQUEST

FORM S-10 FUND BALANCE PROJECTION

(In Whole Dollars)

Agency: <u>Regulation and Licensing Department</u>	Business Unit: <u>42000</u>
Fund Name: <u>BCD-Barber & Cosmetology Board</u>	Fund Number: <u>43900</u>
Legal Auth. _____	

BEGINNING BALANCE

Unreserved, undesignated fund balance (not cash balance) from SHARE NMS006GL Balance Sheet Report at close of FY25	553,000
--	---------

ADJUSTMENTS

Add:

Interfund receivables, accounts receivables, and other assets not reflected in fund balance from FCD Reports at close of FY25	1,336,300
Other (explain in detail)	0

Deduct:

Liabilities not reflected in FCD Reports at close of FY25	(1,696,100)
Fund balance designated by law for future expenditure (non-reverting funds)	0
Amount due to State General Fund or other fund designated by statute	0
Other (explain in detail)	0
FY25 revision not reflected in liabilities	0
Total Adjustments	(359,800)

ADJUSTED UNRESERVED, UNDESIGNATED FUND BALANCE at close of FY25	193,200
--	----------------

Add:

Projected revenue/sources (less fund balance budgeted) for FY26	1,336,300
---	-----------

Deduct:

Projected total expenditures for FY26	(1,540,900)
---------------------------------------	-------------

ADJUSTED UNRESERVED/UNDESIGNATED FUND BALANCE at close of FY26	(11,400)
---	-----------------

Add:

Projected revenue/sources (less fund balance requested) for FY27	1,183,000
--	-----------

Deduct:

Total expenditures budgeted in appropriation request	(1,000,000)
--	-------------

ADJUSTED UNRESERVED/UNDESIGNATED FUND BALANCE at close of FY27	171,600
---	----------------

APPROPRIATION REQUEST

FORM S-10 FUND BALANCE PROJECTION

(In Whole Dollars)

Agency: <u>Regulation and Licensing Department</u>	Business Unit: <u>42000</u>
Fund Name: <u>Body Art Practitioners Fund</u>	Fund Number: <u>44010</u>
Legal Auth. _____	

BEGINNING BALANCE

Unreserved, undesignated fund balance (not cash balance) from SHARE NMS006GL Balance Sheet Report at close of FY25	251,700
--	---------

ADJUSTMENTS

Add:

Interfund receivables, accounts receivables, and other assets not reflected in fund balance from FCD Reports at close of FY25	207,600
Other (explain in detail)	0

Deduct:

Liabilities not reflected in FCD Reports at close of FY25	(220,900)
Fund balance designated by law for future expenditure (non-reverting funds)	0
Amount due to State General Fund or other fund designated by statute	0
Other (explain in detail)	0
FY25 revision not reflected in liabilities	0
Total Adjustments	(13,300)

ADJUSTED UNRESERVED, UNDESIGNATED FUND BALANCE at close of FY25	238,400
--	----------------

Add:

Projected revenue/sources (less fund balance budgeted) for FY26	207,600
---	---------

Deduct:

Projected total expenditures for FY26	(273,000)
---------------------------------------	-----------

ADJUSTED UNRESERVED/UNDESIGNATED FUND BALANCE at close of FY26	173,000
---	----------------

Add:

Projected revenue/sources (less fund balance requested) for FY27	218,000
--	---------

Deduct:

Total expenditures budgeted in appropriation request	(268,000)
--	-----------

ADJUSTED UNRESERVED/UNDESIGNATED FUND BALANCE at close of FY27	123,000
---	----------------

APPROPRIATION REQUEST

FORM S-10 FUND BALANCE PROJECTION

(In Whole Dollars)

Agency: <u>Regulation and Licensing Department</u>	Business Unit: <u>42000</u>
Fund Name: <u>BCD-Athletic Commission</u>	Fund Number: <u>44100</u>
Legal Auth. _____	

BEGINNING BALANCE

Unreserved, undesignated fund balance (not cash balance) from SHARE NMS006GL Balance Sheet Report at close of FY25	64,900
--	--------

ADJUSTMENTS

Add:

Interfund receivables, accounts receivables, and other assets not reflected in fund balance from FCD Reports at close of FY25	128,400
Other (explain in detail)	0

Deduct:

Liabilities not reflected in FCD Reports at close of FY25	(69,200)
Fund balance designated by law for future expenditure (non-reverting funds)	0
Amount due to State General Fund or other fund designated by statute	0
Other (explain in detail)	0
FY25 revision not reflected in liabilities	0
Total Adjustments	59,200

ADJUSTED UNRESERVED, UNDESIGNATED FUND BALANCE at close of FY25	124,100
--	----------------

Add:

Projected revenue/sources (less fund balance budgeted) for FY26	128,400
---	---------

Deduct:

Projected total expenditures for FY26	(133,500)
---------------------------------------	-----------

ADJUSTED UNRESERVED/UNDESIGNATED FUND BALANCE at close of FY26	119,000
---	----------------

Add:

Projected revenue/sources (less fund balance requested) for FY27	124,000
--	---------

Deduct:

Total expenditures budgeted in appropriation request	(117,100)
--	-----------

ADJUSTED UNRESERVED/UNDESIGNATED FUND BALANCE at close of FY27	125,900
---	----------------

APPROPRIATION REQUEST

FORM S-10 FUND BALANCE PROJECTION

(In Whole Dollars)

Agency: <u>Regulation and Licensing Department</u>	Business Unit: <u>42000</u>
Fund Name: <u>BCD-Massage Therapy Board</u>	Fund Number: <u>44200</u>
Legal Auth. _____	

BEGINNING BALANCE

Unreserved, undesignated fund balance (not cash balance) from SHARE NMS006GL Balance Sheet Report at close of FY25	(42,800)
--	----------

ADJUSTMENTS

Add:

Interfund receivables, accounts receivables, and other assets not reflected in fund balance from FCD Reports at close of FY25	198,600
Other (explain in detail)	0

Deduct:

Liabilities not reflected in FCD Reports at close of FY25	(155,200)
Fund balance designated by law for future expenditure (non-reverting funds)	0
Amount due to State General Fund or other fund designated by statute	0
Other (explain in detail)	0
FY25 revision not reflected in liabilities	0

Total Adjustments	43,400
--------------------------	---------------

ADJUSTED UNRESERVED, UNDESIGNATED FUND BALANCE at close of FY25	600
--	------------

Add:

Projected revenue/sources (less fund balance budgeted) for FY26	198,600
---	---------

Deduct:

Projected total expenditures for FY26	(83,200)
---------------------------------------	----------

ADJUSTED UNRESERVED/UNDESIGNATED FUND BALANCE at close of FY26	116,000
---	----------------

Add:

Projected revenue/sources (less fund balance requested) for FY27	185,000
--	---------

Deduct:

Total expenditures budgeted in appropriation request	(78,500)
--	----------

ADJUSTED UNRESERVED/UNDESIGNATED FUND BALANCE at close of FY27	222,500
---	----------------

APPROPRIATION REQUEST

FORM S-10 FUND BALANCE PROJECTION

(In Whole Dollars)

Agency: <u>Regulation and Licensing Department</u>	Business Unit: <u>42000</u>
Fund Name: <u>BCD-Counselors/Therapy Board</u>	Fund Number: <u>44400</u>
Legal Auth. _____	

BEGINNING BALANCE

Unreserved, undesignated fund balance (not cash balance) from SHARE NMS006GL Balance Sheet Report at close of FY25	1,197,000
--	-----------

ADJUSTMENTS

Add:

Interfund receivables, accounts receivables, and other assets not reflected in fund balance from FCD Reports at close of FY25	653,200
Other (explain in detail)	0

Deduct:

Liabilities not reflected in FCD Reports at close of FY25	(505,800)
Fund balance designated by law for future expenditure (non-reverting funds)	0
Amount due to State General Fund or other fund designated by statute	0
Other (explain in detail)	0
FY25 revision not reflected in liabilities	0

Total Adjustments	147,400
--------------------------	---------

ADJUSTED UNRESERVED, UNDESIGNATED FUND BALANCE at close of FY25	1,344,400
--	-----------

Add:

Projected revenue/sources (less fund balance budgeted) for FY26	653,200
---	---------

Deduct:

Projected total expenditures for FY26	(925,000)
---------------------------------------	-----------

ADJUSTED UNRESERVED/UNDESIGNATED FUND BALANCE at close of FY26	1,072,600
---	-----------

Add:

Projected revenue/sources (less fund balance requested) for FY27	640,000
--	---------

Deduct:

Total expenditures budgeted in appropriation request	(1,140,400)
--	-------------

ADJUSTED UNRESERVED/UNDESIGNATED FUND BALANCE at close of FY27	572,200
---	---------

APPROPRIATION REQUEST

FORM S-10 FUND BALANCE PROJECTION

(In Whole Dollars)

Agency: <u>Regulation and Licensing Department</u>	Business Unit: <u>42000</u>
Fund Name: <u>R/E Education and Training</u>	Fund Number: <u>44500</u>
Legal Auth. _____	

BEGINNING BALANCE

Unreserved, undesignated fund balance (not cash balance) from SHARE NMS006GL Balance Sheet Report at close of FY25	136,400
--	---------

ADJUSTMENTS

Add:

Interfund receivables, accounts receivables, and other assets not reflected in fund balance from FCD Reports at close of FY25	24,400
Other (explain in detail)	0

Deduct:

Liabilities not reflected in FCD Reports at close of FY25	(16,100)
Fund balance designated by law for future expenditure (non-reverting funds)	0
Amount due to State General Fund or other fund designated by statute	0
Other (explain in detail)	0
FY25 revision not reflected in liabilities	0
Total Adjustments	8,300

ADJUSTED UNRESERVED, UNDESIGNATED FUND BALANCE at close of FY25	144,700
--	----------------

Add:

Projected revenue/sources (less fund balance budgeted) for FY26	24,400
---	--------

Deduct:

Projected total expenditures for FY26	0
---------------------------------------	---

ADJUSTED UNRESERVED/UNDESIGNATED FUND BALANCE at close of FY26	169,100
---	----------------

Add:

Projected revenue/sources (less fund balance requested) for FY27	24,400
--	--------

Deduct:

Total expenditures budgeted in appropriation request	0
--	---

ADJUSTED UNRESERVED/UNDESIGNATED FUND BALANCE at close of FY27	193,500
---	----------------

APPROPRIATION REQUEST

FORM S-10 FUND BALANCE PROJECTION

(In Whole Dollars)

Agency: <u>Regulation and Licensing Department</u>	Business Unit: <u>42000</u>
Fund Name: <u>BCD-Board of Chiropractors</u>	Fund Number: <u>44600</u>
Legal Auth. _____	

BEGINNING BALANCE

Unreserved, undesignated fund balance (not cash balance) from SHARE NMS006GL Balance Sheet Report at close of FY25	513,100
--	---------

ADJUSTMENTS

Add:

Interfund receivables, accounts receivables, and other assets not reflected in fund balance from FCD Reports at close of FY25	169,800
Other (explain in detail)	0

Deduct:

Liabilities not reflected in FCD Reports at close of FY25	(173,100)
Fund balance designated by law for future expenditure (non-reverting funds)	0
Amount due to State General Fund or other fund designated by statute	0
Other (explain in detail)	0
FY25 revision not reflected in liabilities	0
Total Adjustments	(3,300)

ADJUSTED UNRESERVED, UNDESIGNATED FUND BALANCE at close of FY25	509,800
--	----------------

Add:

Projected revenue/sources (less fund balance budgeted) for FY26	169,800
---	---------

Deduct:

Projected total expenditures for FY26	(210,000)
---------------------------------------	-----------

ADJUSTED UNRESERVED/UNDESIGNATED FUND BALANCE at close of FY26	469,600
---	----------------

Add:

Projected revenue/sources (less fund balance requested) for FY27	202,600
--	---------

Deduct:

Total expenditures budgeted in appropriation request	(382,600)
--	-----------

ADJUSTED UNRESERVED/UNDESIGNATED FUND BALANCE at close of FY27	289,600
---	----------------

APPROPRIATION REQUEST

FORM S-10 FUND BALANCE PROJECTION

(In Whole Dollars)

Agency: Regulation and Licensing Department	Business Unit: 42000
Fund Name: BCD-Dental Board	Fund Number: 44700
Legal Auth. _____	

BEGINNING BALANCE

Unreserved, undesignated fund balance (not cash balance) from SHARE NMS006GL Balance Sheet Report at close of FY25	238,500
--	---------

ADJUSTMENTS

Add:

Interfund receivables, accounts receivables, and other assets not reflected in fund balance from FCD Reports at close of FY25	600,300
Other (explain in detail)	0

Deduct:

Liabilities not reflected in FCD Reports at close of FY25	(837,200)
Fund balance designated by law for future expenditure (non-reverting funds)	0
Amount due to State General Fund or other fund designated by statute	0
Other (explain in detail)	0
FY25 revision not reflected in liabilities	0
Total Adjustments	(236,900)

ADJUSTED UNRESERVED, UNDESIGNATED FUND BALANCE at close of FY25	1,600
--	--------------

Add:

Projected revenue/sources (less fund balance budgeted) for FY26	600,300
---	---------

Deduct:

Projected total expenditures for FY26	(450,000)
---------------------------------------	-----------

ADJUSTED UNRESERVED/UNDESIGNATED FUND BALANCE at close of FY26	151,900
---	----------------

Add:

Projected revenue/sources (less fund balance requested) for FY27	609,200
--	---------

Deduct:

Total expenditures budgeted in appropriation request	(659,200)
--	-----------

ADJUSTED UNRESERVED/UNDESIGNATED FUND BALANCE at close of FY27	101,900
---	----------------

APPROPRIATION REQUEST

FORM S-10 FUND BALANCE PROJECTION

(In Whole Dollars)

Agency: <u>Regulation and Licensing Department</u>	Business Unit: <u>42000</u>
Fund Name: <u>BCD-Nutrition/Dietetics Brd.</u>	Fund Number: <u>44800</u>
Legal Auth. _____	

BEGINNING BALANCE

Unreserved, undesignated fund balance (not cash balance) from SHARE NMS006GL Balance Sheet Report at close of FY25	217,500
--	---------

ADJUSTMENTS

Add:

Interfund receivables, accounts receivables, and other assets not reflected in fund balance from FCD Reports at close of FY25	87,300
Other (explain in detail)	0

Deduct:

Liabilities not reflected in FCD Reports at close of FY25	(32,100)
Fund balance designated by law for future expenditure (non-reverting funds)	0
Amount due to State General Fund or other fund designated by statute	0
Other (explain in detail)	0
FY25 revision not reflected in liabilities	0
Total Adjustments	55,200

ADJUSTED UNRESERVED, UNDESIGNATED FUND BALANCE at close of FY25	272,700
--	----------------

Add:

Projected revenue/sources (less fund balance budgeted) for FY26	87,300
---	--------

Deduct:

Projected total expenditures for FY26	(100,000)
---------------------------------------	-----------

ADJUSTED UNRESERVED/UNDESIGNATED FUND BALANCE at close of FY26	260,000
---	----------------

Add:

Projected revenue/sources (less fund balance requested) for FY27	84,700
--	--------

Deduct:

Total expenditures budgeted in appropriation request	(130,000)
--	-----------

ADJUSTED UNRESERVED/UNDESIGNATED FUND BALANCE at close of FY27	214,700
---	----------------

APPROPRIATION REQUEST

FORM S-10 FUND BALANCE PROJECTION

(In Whole Dollars)

Agency: <u>Regulation and Licensing Department</u>	Business Unit: <u>42000</u>
Fund Name: <u>BCD-Bd. of Nursing Home Admin</u>	Fund Number: <u>44900</u>
Legal Auth. _____	

BEGINNING BALANCE

Unreserved, undesignated fund balance (not cash balance) from SHARE NMS006GL Balance Sheet Report at close of FY25	66,700
--	--------

ADJUSTMENTS

Add:

Interfund receivables, accounts receivables, and other assets not reflected in fund balance from FCD Reports at close of FY25	34,400
Other (explain in detail)	0

Deduct:

Liabilities not reflected in FCD Reports at close of FY25	(68,800)
Fund balance designated by law for future expenditure (non-reverting funds)	0
Amount due to State General Fund or other fund designated by statute	0
Other (explain in detail)	0
FY25 revision not reflected in liabilities	0
Total Adjustments	(34,400)

ADJUSTED UNRESERVED, UNDESIGNATED FUND BALANCE at close of FY25	32,300
--	---------------

Add:

Projected revenue/sources (less fund balance budgeted) for FY26	37,400
---	--------

Deduct:

Projected total expenditures for FY26	(60,200)
---------------------------------------	----------

ADJUSTED UNRESERVED/UNDESIGNATED FUND BALANCE at close of FY26	9,500
---	--------------

Add:

Projected revenue/sources (less fund balance requested) for FY27	34,800
--	--------

Deduct:

Total expenditures budgeted in appropriation request	(30,000)
--	----------

ADJUSTED UNRESERVED/UNDESIGNATED FUND BALANCE at close of FY27	14,300
---	---------------

APPROPRIATION REQUEST

FORM S-10 FUND BALANCE PROJECTION

(In Whole Dollars)

Agency: <u>Regulation and Licensing Department</u>	Business Unit: <u>42000</u>
Fund Name: <u>BCD-Occupational Therapy Brd.</u>	Fund Number: <u>45000</u>
Legal Auth. _____	

BEGINNING BALANCE

Unreserved, undesignated fund balance (not cash balance) from SHARE NMS006GL Balance Sheet Report at close of FY25	439,400
--	---------

ADJUSTMENTS

Add:

Interfund receivables, accounts receivables, and other assets not reflected in fund balance from FCD Reports at close of FY25	170,400
Other (explain in detail)	0

Deduct:

Liabilities not reflected in FCD Reports at close of FY25	(99,300)
Fund balance designated by law for future expenditure (non-reverting funds)	0
Amount due to State General Fund or other fund designated by statute	0
Other (explain in detail)	0
FY25 revision not reflected in liabilities	0

Total Adjustments	71,100
--------------------------	--------

ADJUSTED UNRESERVED, UNDESIGNATED FUND BALANCE at close of FY25	510,500
--	---------

Add:

Projected revenue/sources (less fund balance budgeted) for FY26	170,400
---	---------

Deduct:

Projected total expenditures for FY26	(250,000)
---------------------------------------	-----------

ADJUSTED UNRESERVED/UNDESIGNATED FUND BALANCE at close of FY26	430,900
---	---------

Add:

Projected revenue/sources (less fund balance requested) for FY27	168,000
--	---------

Deduct:

Total expenditures budgeted in appropriation request	(250,000)
--	-----------

ADJUSTED UNRESERVED/UNDESIGNATED FUND BALANCE at close of FY27	348,900
---	---------

APPROPRIATION REQUEST

FORM S-10 FUND BALANCE PROJECTION

(In Whole Dollars)

Agency: <u>Regulation and Licensing Department</u>	Business Unit: <u>42000</u>
Fund Name: <u>BCD-Board of Optometry</u>	Fund Number: <u>45100</u>
Legal Auth. _____	

BEGINNING BALANCE

Unreserved, undesignated fund balance (not cash balance) from SHARE NMS006GL Balance Sheet Report at close of FY25	88,300
--	--------

ADJUSTMENTS

Add:

Interfund receivables, accounts receivables, and other assets not reflected in fund balance from FCD Reports at close of FY25	88,500
Other (explain in detail)	0

Deduct:

Liabilities not reflected in FCD Reports at close of FY25	(136,400)
Fund balance designated by law for future expenditure (non-reverting funds)	0
Amount due to State General Fund or other fund designated by statute	0
Other (explain in detail)	0
FY25 revision not reflected in liabilities	0
Total Adjustments	(47,900)

ADJUSTED UNRESERVED, UNDESIGNATED FUND BALANCE at close of FY25	40,400
--	---------------

Add:

Projected revenue/sources (less fund balance budgeted) for FY26	139,400
---	---------

Deduct:

Projected total expenditures for FY26	(100,800)
---------------------------------------	-----------

ADJUSTED UNRESERVED/UNDESIGNATED FUND BALANCE at close of FY26	79,000
---	---------------

Add:

Projected revenue/sources (less fund balance requested) for FY27	92,000
--	--------

Deduct:

Total expenditures budgeted in appropriation request	(80,000)
--	----------

ADJUSTED UNRESERVED/UNDESIGNATED FUND BALANCE at close of FY27	91,000
---	---------------

APPROPRIATION REQUEST

FORM S-10 FUND BALANCE PROJECTION

(In Whole Dollars)

Agency: <u>Regulation and Licensing Department</u>	Business Unit: <u>42000</u>
Fund Name: <u>BCD-Bd of Osteopath Examiners</u>	Fund Number: <u>45200</u>
Legal Auth. _____	

BEGINNING BALANCE

Unreserved, undesignated fund balance (not cash balance) from SHARE NMS006GL Balance Sheet Report at close of FY25	1,200
--	-------

ADJUSTMENTS

Add:

Interfund receivables, accounts receivables, and other assets not reflected in fund balance from FCD Reports at close of FY25	0
Other (explain in detail)	0

Deduct:

Liabilities not reflected in FCD Reports at close of FY25	0
Fund balance designated by law for future expenditure (non-reverting funds)	0
Amount due to State General Fund or other fund designated by statute	0
Other (explain in detail)	0
FY25 revision not reflected in liabilities	0

Total Adjustments	0
--------------------------	---

ADJUSTED UNRESERVED, UNDESIGNATED FUND BALANCE at close of FY25	1,200
--	-------

Add:

Projected revenue/sources (less fund balance budgeted) for FY26	0
---	---

Deduct:

Projected total expenditures for FY26	(1,200)
---------------------------------------	---------

ADJUSTED UNRESERVED/UNDESIGNATED FUND BALANCE at close of FY26	0
---	---

Add:

Projected revenue/sources (less fund balance requested) for FY27	0
--	---

Deduct:

Total expenditures budgeted in appropriation request	0
--	---

ADJUSTED UNRESERVED/UNDESIGNATED FUND BALANCE at close of FY27	0
---	---

APPROPRIATION REQUEST

FORM S-10 FUND BALANCE PROJECTION

(In Whole Dollars)

Agency: <u>Regulation and Licensing Department</u>	Business Unit: <u>42000</u>
Fund Name: <u>BCD-Board of Podiatry</u>	Fund Number: <u>45300</u>
Legal Auth. _____	

BEGINNING BALANCE

Unreserved, undesignated fund balance (not cash balance) from SHARE NMS006GL Balance Sheet Report at close of FY25	63,400
--	--------

ADJUSTMENTS

Add:

Interfund receivables, accounts receivables, and other assets not reflected in fund balance from FCD Reports at close of FY25	2,500
Other (explain in detail)	0

Deduct:

Liabilities not reflected in FCD Reports at close of FY25	(65,900)
Fund balance designated by law for future expenditure (non-reverting funds)	0
Amount due to State General Fund or other fund designated by statute	0
Other (explain in detail)	0
FY25 revision not reflected in liabilities	0
Total Adjustments	(63,400)

ADJUSTED UNRESERVED, UNDESIGNATED FUND BALANCE at close of FY25	0
--	----------

Add:

Projected revenue/sources (less fund balance budgeted) for FY26	0
---	---

Deduct:

Projected total expenditures for FY26	0
---------------------------------------	---

ADJUSTED UNRESERVED/UNDESIGNATED FUND BALANCE at close of FY26	0
---	----------

Add:

Projected revenue/sources (less fund balance requested) for FY27	0
--	---

Deduct:

Total expenditures budgeted in appropriation request	0
--	---

ADJUSTED UNRESERVED/UNDESIGNATED FUND BALANCE at close of FY27	0
---	----------

APPROPRIATION REQUEST

FORM S-10 FUND BALANCE PROJECTION

(In Whole Dollars)

Agency: <u>Regulation and Licensing Department</u>	Business Unit: <u>42000</u>
Fund Name: <u>BCD-Bd of Psychology</u>	Fund Number: <u>45400</u>
Legal Auth. _____	

BEGINNING BALANCE

Unreserved, undesignated fund balance (not cash balance) from SHARE NMS006GL Balance Sheet Report at close of FY25	649,300
--	---------

ADJUSTMENTS

Add:

Interfund receivables, accounts receivables, and other assets not reflected in fund balance from FCD Reports at close of FY25	205,200
Other (explain in detail)	0

Deduct:

Liabilities not reflected in FCD Reports at close of FY25	(269,800)
Fund balance designated by law for future expenditure (non-reverting funds)	0
Amount due to State General Fund or other fund designated by statute	0
Other (explain in detail)	0
FY25 revision not reflected in liabilities	0
Total Adjustments	(64,600)

ADJUSTED UNRESERVED, UNDESIGNATED FUND BALANCE at close of FY25	584,700
--	----------------

Add:

Projected revenue/sources (less fund balance budgeted) for FY26	205,200
---	---------

Deduct:

Projected total expenditures for FY26	(350,500)
---------------------------------------	-----------

ADJUSTED UNRESERVED/UNDESIGNATED FUND BALANCE at close of FY26	439,400
---	----------------

Add:

Projected revenue/sources (less fund balance requested) for FY27	239,300
--	---------

Deduct:

Total expenditures budgeted in appropriation request	(450,000)
--	-----------

ADJUSTED UNRESERVED/UNDESIGNATED FUND BALANCE at close of FY27	228,700
---	----------------

APPROPRIATION REQUEST

FORM S-10 FUND BALANCE PROJECTION

(In Whole Dollars)

Agency: <u>Regulation and Licensing Department</u>	Business Unit: <u>42000</u>
Fund Name: <u>BCD-Physical Therapy Board</u>	Fund Number: <u>45500</u>
Legal Auth. _____	

BEGINNING BALANCE

Unreserved, undesignated fund balance (not cash balance) from SHARE NMS006GL Balance Sheet Report at close of FY25	1,311,200
--	-----------

ADJUSTMENTS

Add:

Interfund receivables, accounts receivables, and other assets not reflected in fund balance from FCD Reports at close of FY25	348,900
Other (explain in detail)	0

Deduct:

Liabilities not reflected in FCD Reports at close of FY25	(286,200)
Fund balance designated by law for future expenditure (non-reverting funds)	0
Amount due to State General Fund or other fund designated by statute	0
Other (explain in detail)	0
FY25 revision not reflected in liabilities	0
Total Adjustments	62,700

ADJUSTED UNRESERVED, UNDESIGNATED FUND BALANCE at close of FY25	1,373,900
--	------------------

Add:

Projected revenue/sources (less fund balance budgeted) for FY26	348,900
---	---------

Deduct:

Projected total expenditures for FY26	(750,000)
---------------------------------------	-----------

ADJUSTED UNRESERVED/UNDESIGNATED FUND BALANCE at close of FY26	972,800
---	----------------

Add:

Projected revenue/sources (less fund balance requested) for FY27	347,000
--	---------

Deduct:

Total expenditures budgeted in appropriation request	(800,000)
--	-----------

ADJUSTED UNRESERVED/UNDESIGNATED FUND BALANCE at close of FY27	519,800
---	----------------

APPROPRIATION REQUEST

FORM S-10 FUND BALANCE PROJECTION

(In Whole Dollars)

Agency: <u>Regulation and Licensing Department</u>	Business Unit: <u>42000</u>
Fund Name: <u>BCD-Bd of Thanatopractice</u>	Fund Number: <u>45600</u>
Legal Auth. _____	

BEGINNING BALANCE

Unreserved, undesignated fund balance (not cash balance) from SHARE NMS006GL Balance Sheet Report at close of FY25	204,200
--	---------

ADJUSTMENTS

Add:

Interfund receivables, accounts receivables, and other assets not reflected in fund balance from FCD Reports at close of FY25	134,600
Other (explain in detail)	0

Deduct:

Liabilities not reflected in FCD Reports at close of FY25	(175,300)
Fund balance designated by law for future expenditure (non-reverting funds)	0
Amount due to State General Fund or other fund designated by statute	0
Other (explain in detail)	0
FY25 revision not reflected in liabilities	0
Total Adjustments	(40,700)

ADJUSTED UNRESERVED, UNDESIGNATED FUND BALANCE at close of FY25	163,500
--	----------------

Add:

Projected revenue/sources (less fund balance budgeted) for FY26	134,600
---	---------

Deduct:

Projected total expenditures for FY26	(175,000)
---------------------------------------	-----------

ADJUSTED UNRESERVED/UNDESIGNATED FUND BALANCE at close of FY26	123,100
---	----------------

Add:

Projected revenue/sources (less fund balance requested) for FY27	145,000
--	---------

Deduct:

Total expenditures budgeted in appropriation request	(207,000)
--	-----------

ADJUSTED UNRESERVED/UNDESIGNATED FUND BALANCE at close of FY27	61,100
---	---------------

APPROPRIATION REQUEST

FORM S-10 FUND BALANCE PROJECTION

(In Whole Dollars)

Agency: <u>Regulation and Licensing Department</u>	Business Unit: <u>42000</u>
Fund Name: <u>BCD-Interior Design Board</u>	Fund Number: <u>45700</u>
Legal Auth. _____	

BEGINNING BALANCE

Unreserved, undesignated fund balance (not cash balance) from SHARE NMS006GL Balance Sheet Report at close of FY25	27,700
--	--------

ADJUSTMENTS

Add:

Interfund receivables, accounts receivables, and other assets not reflected in fund balance from FCD Reports at close of FY25	1,900
Other (explain in detail)	0

Deduct:

Liabilities not reflected in FCD Reports at close of FY25	(29,400)
Fund balance designated by law for future expenditure (non-reverting funds)	0
Amount due to State General Fund or other fund designated by statute	0
Other (explain in detail)	0
FY25 revision not reflected in liabilities	0
Total Adjustments	(27,500)

ADJUSTED UNRESERVED, UNDESIGNATED FUND BALANCE at close of FY25	200
--	------------

Add:

Projected revenue/sources (less fund balance budgeted) for FY26	1,900
---	-------

Deduct:

Projected total expenditures for FY26	(2,000)
---------------------------------------	---------

ADJUSTED UNRESERVED/UNDESIGNATED FUND BALANCE at close of FY26	100
---	------------

Add:

Projected revenue/sources (less fund balance requested) for FY27	10,000
--	--------

Deduct:

Total expenditures budgeted in appropriation request	(2,000)
--	---------

ADJUSTED UNRESERVED/UNDESIGNATED FUND BALANCE at close of FY27	8,100
---	--------------

APPROPRIATION REQUEST

FORM S-10 FUND BALANCE PROJECTION

(In Whole Dollars)

Agency: <u>Regulation and Licensing Department</u>	Business Unit: <u>42000</u>
Fund Name: <u>BCD-Private Investigators Bd.</u>	Fund Number: <u>45900</u>
Legal Auth. _____	

BEGINNING BALANCE

Unreserved, undesignated fund balance (not cash balance) from SHARE NMS006GL Balance Sheet Report at close of FY25	710,300
--	---------

ADJUSTMENTS

Add:

Interfund receivables, accounts receivables, and other assets not reflected in fund balance from FCD Reports at close of FY25	312,000
Other (explain in detail)	0

Deduct:

Liabilities not reflected in FCD Reports at close of FY25	(364,700)
Fund balance designated by law for future expenditure (non-reverting funds)	0
Amount due to State General Fund or other fund designated by statute	0
Other (explain in detail)	0
FY25 revision not reflected in liabilities	0
Total Adjustments	(52,700)

ADJUSTED UNRESERVED, UNDESIGNATED FUND BALANCE at close of FY25	657,600
--	----------------

Add:

Projected revenue/sources (less fund balance budgeted) for FY26	312,000
---	---------

Deduct:

Projected total expenditures for FY26	(500,000)
---------------------------------------	-----------

ADJUSTED UNRESERVED/UNDESIGNATED FUND BALANCE at close of FY26	469,600
---	----------------

Add:

Projected revenue/sources (less fund balance requested) for FY27	347,000
--	---------

Deduct:

Total expenditures budgeted in appropriation request	(500,000)
--	-----------

ADJUSTED UNRESERVED/UNDESIGNATED FUND BALANCE at close of FY27	316,600
---	----------------

APPROPRIATION REQUEST

FORM S-10 FUND BALANCE PROJECTION

(In Whole Dollars)

Agency: <u>Regulation and Licensing Department</u>	Business Unit: <u>42000</u>
Fund Name: <u>BCD-Landscape Architect Brd.</u>	Fund Number: <u>46000</u>
Legal Auth. _____	

BEGINNING BALANCE

Unreserved, undesignated fund balance (not cash balance) from SHARE NMS006GL Balance Sheet Report at close of FY25	150,900
--	---------

ADJUSTMENTS

Add:

Interfund receivables, accounts receivables, and other assets not reflected in fund balance from FCD Reports at close of FY25	43,100
Other (explain in detail)	0

Deduct:

Liabilities not reflected in FCD Reports at close of FY25	(113,600)
Fund balance designated by law for future expenditure (non-reverting funds)	0
Amount due to State General Fund or other fund designated by statute	0
Other (explain in detail)	0
FY25 revision not reflected in liabilities	0
Total Adjustments	(70,500)

ADJUSTED UNRESERVED, UNDESIGNATED FUND BALANCE at close of FY25	80,400
--	---------------

Add:

Projected revenue/sources (less fund balance budgeted) for FY26	43,100
---	--------

Deduct:

Projected total expenditures for FY26	(90,000)
---------------------------------------	----------

ADJUSTED UNRESERVED/UNDESIGNATED FUND BALANCE at close of FY26	33,500
---	---------------

Add:

Projected revenue/sources (less fund balance requested) for FY27	43,700
--	--------

Deduct:

Total expenditures budgeted in appropriation request	(55,000)
--	----------

ADJUSTED UNRESERVED/UNDESIGNATED FUND BALANCE at close of FY27	22,200
---	---------------

APPROPRIATION REQUEST

FORM S-10 FUND BALANCE PROJECTION

(In Whole Dollars)

Agency: Regulation and Licensing Department Business Unit: 42000
Fund Name: BCD-Board of Pharmacy Fund Number: 46400
Legal Auth. _____

BEGINNING BALANCE

Unreserved, undesignated fund balance (not cash balance) from SHARE NMS006GL Balance Sheet
Report at close of FY25 5,000,300

ADJUSTMENTS

Add:

Interfund receivables, accounts receivables, and other assets not reflected in fund balance from FCD
Reports at close of FY25 2,968,100
Other (explain in detail) 0

Deduct:

Liabilities not reflected in FCD Reports at close of FY25 (4,575,900)
Fund balance designated by law for future expenditure (non-reverting funds) 0
Amount due to State General Fund or other fund designated by statute 0
Other (explain in detail) 0
FY25 revision not reflected in liabilities 0

Total Adjustments (1,607,800)

ADJUSTED UNRESERVED, UNDESIGNATED FUND BALANCE at close of FY25 3,392,500

Add:

Projected revenue/sources (less fund balance budgeted) for FY26 2,968,100

Deduct:

Projected total expenditures for FY26 (4,004,900)

ADJUSTED UNRESERVED/UNDESIGNATED FUND BALANCE at close of FY26 2,355,700

Add:

Projected revenue/sources (less fund balance requested) for FY27 2,877,000

Deduct:

Total expenditures budgeted in appropriation request (3,523,400)

ADJUSTED UNRESERVED/UNDESIGNATED FUND BALANCE at close of FY27 1,709,300

APPROPRIATION REQUEST

FORM S-10 FUND BALANCE PROJECTION

(In Whole Dollars)

Agency: <u>Regulation and Licensing Department</u>	Business Unit: <u>42000</u>
Fund Name: <u>BCD-R/E Appraisers Bd</u>	Fund Number: <u>46500</u>
Legal Auth. _____	

BEGINNING BALANCE

Unreserved, undesignated fund balance (not cash balance) from SHARE NMS006GL Balance Sheet Report at close of FY25	51,600
--	--------

ADJUSTMENTS

Add:

Interfund receivables, accounts receivables, and other assets not reflected in fund balance from FCD Reports at close of FY25	212,300
Other (explain in detail)	0

Deduct:

Liabilities not reflected in FCD Reports at close of FY25	(258,500)
Fund balance designated by law for future expenditure (non-reverting funds)	0
Amount due to State General Fund or other fund designated by statute	0
Other (explain in detail)	0
FY25 revision not reflected in liabilities	0
Total Adjustments	(46,200)

ADJUSTED UNRESERVED, UNDESIGNATED FUND BALANCE at close of FY25	5,400
--	--------------

Add:

Projected revenue/sources (less fund balance budgeted) for FY26	212,300
---	---------

Deduct:

Projected total expenditures for FY26	(128,200)
---------------------------------------	-----------

ADJUSTED UNRESERVED/UNDESIGNATED FUND BALANCE at close of FY26	89,500
---	---------------

Add:

Projected revenue/sources (less fund balance requested) for FY27	252,000
--	---------

Deduct:

Total expenditures budgeted in appropriation request	(200,000)
--	-----------

ADJUSTED UNRESERVED/UNDESIGNATED FUND BALANCE at close of FY27	141,500
---	----------------

APPROPRIATION REQUEST

FORM S-10 FUND BALANCE PROJECTION

(In Whole Dollars)

Agency: <u>Regulation and Licensing Department</u>	Business Unit: <u>42000</u>
Fund Name: <u>BCD-Board of Accountancy</u>	Fund Number: <u>46600</u>
Legal Auth. _____	

BEGINNING BALANCE

Unreserved, undesignated fund balance (not cash balance) from SHARE NMS006GL Balance Sheet Report at close of FY25	310,000
--	---------

ADJUSTMENTS

Add:

Interfund receivables, accounts receivables, and other assets not reflected in fund balance from FCD Reports at close of FY25	407,400
Other (explain in detail)	0

Deduct:

Liabilities not reflected in FCD Reports at close of FY25	(715,300)
Fund balance designated by law for future expenditure (non-reverting funds)	0
Amount due to State General Fund or other fund designated by statute	0
Other (explain in detail)	0
FY25 revision not reflected in liabilities	0
Total Adjustments	(307,900)

ADJUSTED UNRESERVED, UNDESIGNATED FUND BALANCE at close of FY25	2,100
--	--------------

Add:

Projected revenue/sources (less fund balance budgeted) for FY26	407,400
---	---------

Deduct:

Projected total expenditures for FY26	(376,600)
---------------------------------------	-----------

ADJUSTED UNRESERVED/UNDESIGNATED FUND BALANCE at close of FY26	32,900
---	---------------

Add:

Projected revenue/sources (less fund balance requested) for FY27	439,000
--	---------

Deduct:

Total expenditures budgeted in appropriation request	(450,000)
--	-----------

ADJUSTED UNRESERVED/UNDESIGNATED FUND BALANCE at close of FY27	21,900
---	---------------

APPROPRIATION REQUEST

FORM S-10 FUND BALANCE PROJECTION

(In Whole Dollars)

Agency: <u>Regulation and Licensing Department</u>	Business Unit: <u>42000</u>
Fund Name: <u>BCD-R/E Commission</u>	Fund Number: <u>46700</u>
Legal Auth. _____	

BEGINNING BALANCE

Unreserved, undesignated fund balance (not cash balance) from SHARE NMS006GL Balance Sheet Report at close of FY25	1,335,100
--	-----------

ADJUSTMENTS

Add:

Interfund receivables, accounts receivables, and other assets not reflected in fund balance from FCD Reports at close of FY25	1,192,400
Other (explain in detail)	0

Deduct:

Liabilities not reflected in FCD Reports at close of FY25	(1,418,000)
Fund balance designated by law for future expenditure (non-reverting funds)	0
Amount due to State General Fund or other fund designated by statute	0
Other (explain in detail)	0
FY25 revision not reflected in liabilities	0
Total Adjustments	(225,600)

ADJUSTED UNRESERVED, UNDESIGNATED FUND BALANCE at close of FY25	1,109,500
--	------------------

Add:

Projected revenue/sources (less fund balance budgeted) for FY26	1,192,400
---	-----------

Deduct:

Projected total expenditures for FY26	(1,443,600)
---------------------------------------	-------------

ADJUSTED UNRESERVED/UNDESIGNATED FUND BALANCE at close of FY26	858,300
---	----------------

Add:

Projected revenue/sources (less fund balance requested) for FY27	1,130,000
--	-----------

Deduct:

Total expenditures budgeted in appropriation request	(1,415,000)
--	-------------

ADJUSTED UNRESERVED/UNDESIGNATED FUND BALANCE at close of FY27	573,300
---	----------------

APPROPRIATION REQUEST

FORM S-10 FUND BALANCE PROJECTION

(In Whole Dollars)

Agency: <u>Regulation and Licensing Department</u>	Business Unit: <u>42000</u>
Fund Name: <u>BCD-Social Workers Board</u>	Fund Number: <u>46900</u>
Legal Auth. _____	

BEGINNING BALANCE

Unreserved, undesignated fund balance (not cash balance) from SHARE NMS006GL Balance Sheet Report at close of FY25	1,719,100
--	-----------

ADJUSTMENTS

Add:

Interfund receivables, accounts receivables, and other assets not reflected in fund balance from FCD Reports at close of FY25	604,900
Other (explain in detail)	0

Deduct:

Liabilities not reflected in FCD Reports at close of FY25	(345,200)
Fund balance designated by law for future expenditure (non-reverting funds)	0
Amount due to State General Fund or other fund designated by statute	0
Other (explain in detail)	0
FY25 revision not reflected in liabilities	0
Total Adjustments	259,700

ADJUSTED UNRESERVED, UNDESIGNATED FUND BALANCE at close of FY25	1,978,800
--	------------------

Add:

Projected revenue/sources (less fund balance budgeted) for FY26	604,900
---	---------

Deduct:

Projected total expenditures for FY26	(842,000)
---------------------------------------	-----------

ADJUSTED UNRESERVED/UNDESIGNATED FUND BALANCE at close of FY26	1,741,700
---	------------------

Add:

Projected revenue/sources (less fund balance requested) for FY27	578,000
--	---------

Deduct:

Total expenditures budgeted in appropriation request	(878,000)
--	-----------

ADJUSTED UNRESERVED/UNDESIGNATED FUND BALANCE at close of FY27	1,441,700
---	------------------

APPROPRIATION REQUEST

FORM S-10 FUND BALANCE PROJECTION

(In Whole Dollars)

Agency: <u>Regulation and Licensing Department</u>	Business Unit: <u>42000</u>
Fund Name: <u>BCD-Acupuncture Board</u>	Fund Number: <u>47100</u>
Legal Auth. _____	

BEGINNING BALANCE

Unreserved, undesignated fund balance (not cash balance) from SHARE NMS006GL Balance Sheet Report at close of FY25	14,700
--	--------

ADJUSTMENTS

Add:

Interfund receivables, accounts receivables, and other assets not reflected in fund balance from FCD Reports at close of FY25	57,400
Other (explain in detail)	0

Deduct:

Liabilities not reflected in FCD Reports at close of FY25	(69,800)
Fund balance designated by law for future expenditure (non-reverting funds)	0
Amount due to State General Fund or other fund designated by statute	0
Other (explain in detail)	0
FY25 revision not reflected in liabilities	0
Total Adjustments	(12,400)

ADJUSTED UNRESERVED, UNDESIGNATED FUND BALANCE at close of FY25	2,300
--	--------------

Add:

Projected revenue/sources (less fund balance budgeted) for FY26	57,400
---	--------

Deduct:

Projected total expenditures for FY26	(68,600)
---------------------------------------	----------

ADJUSTED UNRESERVED/UNDESIGNATED FUND BALANCE at close of FY26	(8,900)
---	----------------

Add:

Projected revenue/sources (less fund balance requested) for FY27	114,500
--	---------

Deduct:

Total expenditures budgeted in appropriation request	(70,000)
--	----------

ADJUSTED UNRESERVED/UNDESIGNATED FUND BALANCE at close of FY27	35,600
---	---------------

APPROPRIATION REQUEST

FORM S-10 FUND BALANCE PROJECTION

(In Whole Dollars)

Agency: <u>Regulation and Licensing Department</u>	Business Unit: <u>42000</u>
Fund Name: <u>HUD Federal Manu. Housing</u>	Fund Number: <u>47200</u>
Legal Auth. _____	

BEGINNING BALANCE

Unreserved, undesignated fund balance (not cash balance) from SHARE NMS006GL Balance Sheet Report at close of FY25	(1,072,300)
--	-------------

ADJUSTMENTS

Add:

Interfund receivables, accounts receivables, and other assets not reflected in fund balance from FCD Reports at close of FY25	1,692,600
Other (explain in detail)	0

Deduct:

Liabilities not reflected in FCD Reports at close of FY25	(384,400)
Fund balance designated by law for future expenditure (non-reverting funds)	0
Amount due to State General Fund or other fund designated by statute	0
Other (explain in detail)	0
FY25 revision not reflected in liabilities	0

Total Adjustments	1,308,200
--------------------------	------------------

ADJUSTED UNRESERVED, UNDESIGNATED FUND BALANCE at close of FY25	235,900
--	----------------

Add:

Projected revenue/sources (less fund balance budgeted) for FY26	80,500
---	--------

Deduct:

Projected total expenditures for FY26	(1,799,600)
---------------------------------------	-------------

ADJUSTED UNRESERVED/UNDESIGNATED FUND BALANCE at close of FY26	(1,483,200)
---	--------------------

Add:

Projected revenue/sources (less fund balance requested) for FY27	25,000
--	--------

Deduct:

Total expenditures budgeted in appropriation request	(183,500)
--	-----------

ADJUSTED UNRESERVED/UNDESIGNATED FUND BALANCE at close of FY27	(1,641,700)
---	--------------------

APPROPRIATION REQUEST

FORM S-10 FUND BALANCE PROJECTION

(In Whole Dollars)

Agency: <u>Regulation and Licensing Department</u>	Business Unit: <u>42000</u>
Fund Name: <u>Speech/Language Path/Hearing</u>	Fund Number: <u>47300</u>
Legal Auth. _____	

BEGINNING BALANCE

Unreserved, undesignated fund balance (not cash balance) from SHARE NMS006GL Balance Sheet Report at close of FY25	797,900
--	---------

ADJUSTMENTS

Add:

Interfund receivables, accounts receivables, and other assets not reflected in fund balance from FCD Reports at close of FY25	348,000
Other (explain in detail)	0

Deduct:

Liabilities not reflected in FCD Reports at close of FY25	(189,900)
Fund balance designated by law for future expenditure (non-reverting funds)	0
Amount due to State General Fund or other fund designated by statute	0
Other (explain in detail)	0
FY25 revision not reflected in liabilities	0
Total Adjustments	158,100

ADJUSTED UNRESERVED, UNDESIGNATED FUND BALANCE at close of FY25	956,000
--	----------------

Add:

Projected revenue/sources (less fund balance budgeted) for FY26	348,000
---	---------

Deduct:

Projected total expenditures for FY26	(400,000)
---------------------------------------	-----------

ADJUSTED UNRESERVED/UNDESIGNATED FUND BALANCE at close of FY26	904,000
---	----------------

Add:

Projected revenue/sources (less fund balance requested) for FY27	294,000
--	---------

Deduct:

Total expenditures budgeted in appropriation request	(330,000)
--	-----------

ADJUSTED UNRESERVED/UNDESIGNATED FUND BALANCE at close of FY27	868,000
---	----------------

APPROPRIATION REQUEST

FORM S-10 FUND BALANCE PROJECTION

(In Whole Dollars)

Agency: <u>Regulation and Licensing Department</u>	Business Unit: <u>42000</u>
Fund Name: <u>BCD-Respiratory Care Adv. Bd.</u>	Fund Number: <u>47400</u>
Legal Auth. _____	

BEGINNING BALANCE

Unreserved, undesignated fund balance (not cash balance) from SHARE NMS006GL Balance Sheet Report at close of FY25	269,500
--	---------

ADJUSTMENTS

Add:

Interfund receivables, accounts receivables, and other assets not reflected in fund balance from FCD Reports at close of FY25	35,300
Other (explain in detail)	0

Deduct:

Liabilities not reflected in FCD Reports at close of FY25	(113,300)
Fund balance designated by law for future expenditure (non-reverting funds)	0
Amount due to State General Fund or other fund designated by statute	0
Other (explain in detail)	0
FY25 revision not reflected in liabilities	0
Total Adjustments	(78,000)

ADJUSTED UNRESERVED, UNDESIGNATED FUND BALANCE at close of FY25	191,500
--	----------------

Add:

Projected revenue/sources (less fund balance budgeted) for FY26	35,300
---	--------

Deduct:

Projected total expenditures for FY26	(250,800)
---------------------------------------	-----------

ADJUSTED UNRESERVED/UNDESIGNATED FUND BALANCE at close of FY26	(24,000)
---	-----------------

Add:

Projected revenue/sources (less fund balance requested) for FY27	220,000
--	---------

Deduct:

Total expenditures budgeted in appropriation request	(100,800)
--	-----------

ADJUSTED UNRESERVED/UNDESIGNATED FUND BALANCE at close of FY27	95,200
---	---------------

APPROPRIATION REQUEST

FORM S-10 FUND BALANCE PROJECTION

(In Whole Dollars)

Agency: <u>Regulation and Licensing Department</u>	Business Unit: <u>42000</u>
Fund Name: <u>BCD-Athletic Trainers Board</u>	Fund Number: <u>47500</u>
Legal Auth. _____	

BEGINNING BALANCE

Unreserved, undesignated fund balance (not cash balance) from SHARE NMS006GL Balance Sheet Report at close of FY25	106,800
--	---------

ADJUSTMENTS

Add:

Interfund receivables, accounts receivables, and other assets not reflected in fund balance from FCD Reports at close of FY25	38,100
Other (explain in detail)	0

Deduct:

Liabilities not reflected in FCD Reports at close of FY25	(29,100)
Fund balance designated by law for future expenditure (non-reverting funds)	0
Amount due to State General Fund or other fund designated by statute	0
Other (explain in detail)	0
FY25 revision not reflected in liabilities	0

Total Adjustments	9,000
--------------------------	-------

ADJUSTED UNRESERVED, UNDESIGNATED FUND BALANCE at close of FY25	115,800
--	---------

Add:

Projected revenue/sources (less fund balance budgeted) for FY26	38,100
---	--------

Deduct:

Projected total expenditures for FY26	(39,500)
---------------------------------------	----------

ADJUSTED UNRESERVED/UNDESIGNATED FUND BALANCE at close of FY26	114,400
---	---------

Add:

Projected revenue/sources (less fund balance requested) for FY27	36,600
--	--------

Deduct:

Total expenditures budgeted in appropriation request	(20,000)
--	----------

ADJUSTED UNRESERVED/UNDESIGNATED FUND BALANCE at close of FY27	131,000
---	---------

APPROPRIATION REQUEST

FORM S-10 FUND BALANCE PROJECTION

(In Whole Dollars)

Agency: <u>Regulation and Licensing Department</u>	Business Unit: <u>42000</u>
Fund Name: <u>Boards Flow Through</u>	Fund Number: <u>50150</u>
Legal Auth. _____	

BEGINNING BALANCE

Unreserved, undesignated fund balance (not cash balance) from SHARE NMS006GL Balance Sheet Report at close of FY25	(3,378,600)
--	-------------

ADJUSTMENTS

Add:

Interfund receivables, accounts receivables, and other assets not reflected in fund balance from FCD Reports at close of FY25	9,722,400
Other (explain in detail)	0

Deduct:

Liabilities not reflected in FCD Reports at close of FY25	(7,737,900)
Fund balance designated by law for future expenditure (non-reverting funds)	0
Amount due to State General Fund or other fund designated by statute	0
Other (explain in detail)	0
FY25 revision not reflected in liabilities	0
Total Adjustments	1,984,500

ADJUSTED UNRESERVED, UNDESIGNATED FUND BALANCE at close of FY25 (1,394,100)

Add:

Projected revenue/sources (less fund balance budgeted) for FY26	8,553,500
---	-----------

Deduct:

Projected total expenditures for FY26	(8,553,500)
---------------------------------------	-------------

ADJUSTED UNRESERVED/UNDESIGNATED FUND BALANCE at close of FY26 (1,394,100)

Add:

Projected revenue/sources (less fund balance requested) for FY27	9,053,600
--	-----------

Deduct:

Total expenditures budgeted in appropriation request	(9,053,600)
--	-------------

ADJUSTED UNRESERVED/UNDESIGNATED FUND BALANCE at close of FY27 (1,394,100)

APPROPRIATION REQUEST

FORM S-10 FUND BALANCE PROJECTION

(In Whole Dollars)

Agency: <u>Regulation and Licensing Department</u>	Business Unit: <u>42000</u>
Fund Name: <u>Money Services Regulatory Fund</u>	Fund Number: <u>50520</u>
Legal Auth. _____	

BEGINNING BALANCE

Unreserved, undesignated fund balance (not cash balance) from SHARE NMS006GL Balance Sheet Report at close of FY25	3,355,700
--	-----------

ADJUSTMENTS

Add:

Interfund receivables, accounts receivables, and other assets not reflected in fund balance from FCD Reports at close of FY25	2,271,300
Other (explain in detail)	0

Deduct:

Liabilities not reflected in FCD Reports at close of FY25	(840,500)
Fund balance designated by law for future expenditure (non-reverting funds)	0
Amount due to State General Fund or other fund designated by statute	0
Other (explain in detail)	0
FY25 revision not reflected in liabilities	0

Total Adjustments	1,430,800
--------------------------	-----------

ADJUSTED UNRESERVED, UNDESIGNATED FUND BALANCE at close of FY25	4,786,500
--	-----------

Add:

Projected revenue/sources (less fund balance budgeted) for FY26	2,271,300
---	-----------

Deduct:

Projected total expenditures for FY26	(1,282,000)
---------------------------------------	-------------

ADJUSTED UNRESERVED/UNDESIGNATED FUND BALANCE at close of FY26	5,775,800
---	-----------

Add:

Projected revenue/sources (less fund balance requested) for FY27	1,282,000
--	-----------

Deduct:

Total expenditures budgeted in appropriation request	(1,282,000)
--	-------------

ADJUSTED UNRESERVED/UNDESIGNATED FUND BALANCE at close of FY27	5,775,800
---	-----------

APPROPRIATION REQUEST

FORM S-10 FUND BALANCE PROJECTION

(In Whole Dollars)

Agency: Regulation and Licensing Department Business Unit: 42000

Fund Name: Naprapathy Fund Fund Number: 53500

Legal Auth. _____

Agency: Regulation and Licensing Department Business Unit: 42000

Fund Name: Naprapathy Fund Fund Number: 53500

Legal Auth. _____

BEGINNING BALANCE

Unreserved, undesignated fund balance (not cash balance) from SHARE NMS006GL Balance Sheet Report at close of FY25 0

ADJUSTMENTS

Add:

Interfund receivables, accounts receivables, and other assets not reflected in fund balance from FCD Reports at close of FY25 0

Other (explain in detail) 0

Deduct:

Liabilities not reflected in FCD Reports at close of FY25 0

Fund balance designated by law for future expenditure (non-reverting funds) 0

Amount due to State General Fund or other fund designated by statute 0

Other (explain in detail) 0

FY25 revision not reflected in liabilities 0

Total Adjustments 0

ADJUSTED UNRESERVED, UNDESIGNATED FUND BALANCE at close of FY25 0

Add:

Projected revenue/sources (less fund balance budgeted) for FY26 0

Deduct:

Projected total expenditures for FY26 0

ADJUSTED UNRESERVED/UNDESIGNATED FUND BALANCE at close of FY26 0

Add:

Projected revenue/sources (less fund balance requested) for FY27 0

Deduct:

Total expenditures budgeted in appropriation request 0

ADJUSTED UNRESERVED/UNDESIGNATED FUND BALANCE at close of FY27 0

APPROPRIATION REQUEST

FORM S-10 FUND BALANCE PROJECTION

(In Whole Dollars)

Agency: <u>Regulation and Licensing Department</u>	Business Unit: <u>42000</u>
Fund Name: <u>Carnival Ride Insurance</u>	Fund Number: <u>64300</u>
Legal Auth. _____	

BEGINNING BALANCE

Unreserved, undesignated fund balance (not cash balance) from SHARE NMS006GL Balance Sheet Report at close of FY25	(2,500)
--	---------

ADJUSTMENTS

Add:

Interfund receivables, accounts receivables, and other assets not reflected in fund balance from FCD Reports at close of FY25	17,200
Other (explain in detail)	0

Deduct:

Liabilities not reflected in FCD Reports at close of FY25	(12,800)
Fund balance designated by law for future expenditure (non-reverting funds)	0
Amount due to State General Fund or other fund designated by statute	0
Other (explain in detail)	0
FY25 revision not reflected in liabilities	0
Total Adjustments	4,400

ADJUSTED UNRESERVED, UNDESIGNATED FUND BALANCE at close of FY25	1,900
--	--------------

Add:

Projected revenue/sources (less fund balance budgeted) for FY26	17,200
---	--------

Deduct:

Projected total expenditures for FY26	0
---------------------------------------	---

ADJUSTED UNRESERVED/UNDESIGNATED FUND BALANCE at close of FY26	19,100
---	---------------

Add:

Projected revenue/sources (less fund balance requested) for FY27	18,300
--	--------

Deduct:

Total expenditures budgeted in appropriation request	0
--	---

ADJUSTED UNRESERVED/UNDESIGNATED FUND BALANCE at close of FY27	37,400
---	---------------

APPROPRIATION REQUEST

FORM S-10 FUND BALANCE PROJECTION

(In Whole Dollars)

Agency: Regulation and Licensing Department Business Unit: 42000
Fund Name: Alcohol and Gaming Receipts Fund Number: 80800
Legal Auth. _____

BEGINNING BALANCE

Unreserved, undesignated fund balance (not cash balance) from SHARE NMS006GL Balance Sheet Report at close of FY25 0

ADJUSTMENTS

Add:

Interfund receivables, accounts receivables, and other assets not reflected in fund balance from FCD Reports at close of FY25 0

Other (explain in detail) 0

Deduct:

Liabilities not reflected in FCD Reports at close of FY25 0

Fund balance designated by law for future expenditure (non-reverting funds) 0

Amount due to State General Fund or other fund designated by statute 0

Other (explain in detail) 0

FY25 revision not reflected in liabilities 0

Total Adjustments 0

ADJUSTED UNRESERVED, UNDESIGNATED FUND BALANCE at close of FY25 0

Add:

Projected revenue/sources (less fund balance budgeted) for FY26 0

Deduct:

Projected total expenditures for FY26 0

ADJUSTED UNRESERVED/UNDESIGNATED FUND BALANCE at close of FY26 0

Add:

Projected revenue/sources (less fund balance requested) for FY27 0

Deduct:

Total expenditures budgeted in appropriation request 0

ADJUSTED UNRESERVED/UNDESIGNATED FUND BALANCE at close of FY27 0

APPROPRIATION REQUEST

FORM S-10 FUND BALANCE PROJECTION

(In Whole Dollars)

Agency: <u>Regulation and Licensing Department</u>	Business Unit: <u>42000</u>
Fund Name: <u>Impaired Dentists/Hygienists</u>	Fund Number: <u>87600</u>
Legal Auth. _____	

BEGINNING BALANCE

Unreserved, undesignated fund balance (not cash balance) from SHARE NMS006GL Balance Sheet Report at close of FY25	33,500
--	--------

ADJUSTMENTS

Add:

Interfund receivables, accounts receivables, and other assets not reflected in fund balance from FCD Reports at close of FY25	400
Other (explain in detail)	0

Deduct:

Liabilities not reflected in FCD Reports at close of FY25	(15,000)
Fund balance designated by law for future expenditure (non-reverting funds)	0
Amount due to State General Fund or other fund designated by statute	0
Other (explain in detail)	0
FY25 revision not reflected in liabilities	0
Total Adjustments	(14,600)

ADJUSTED UNRESERVED, UNDESIGNATED FUND BALANCE at close of FY25	18,900
--	---------------

Add:

Projected revenue/sources (less fund balance budgeted) for FY26	400
---	-----

Deduct:

Projected total expenditures for FY26	0
---------------------------------------	---

ADJUSTED UNRESERVED/UNDESIGNATED FUND BALANCE at close of FY26	19,300
---	---------------

Add:

Projected revenue/sources (less fund balance requested) for FY27	2,800
--	-------

Deduct:

Total expenditures budgeted in appropriation request	0
--	---

ADJUSTED UNRESERVED/UNDESIGNATED FUND BALANCE at close of FY27	22,100
---	---------------

REV EXP COMPARISON

(Dollars in Thousands)

42000 - Regulation and Licensing Department

	General Fund	Other Funds	Other Transfers	Federal Funds	Total
SOURCES	31,969.1	22,338.4	9,088.6	25.0	63,421.1
Personal services and employee benefits	23,917.1	6,159.7	9,063.6	0.0	39,140.4
Contractual services	2,221.5	1,441.2	0.0	0.0	3,662.7
Other	5,204.7	6,309.7	25.0	25.0	11,564.4
Other financing uses	625.8	8,427.8	0.0	0.0	9,053.6
USES Total:	31,969.1	22,338.4	9,088.6	25.0	63,421.1
Net:	0.0	0.0	0.0	0.0	0.0

REV EXP COMPARISON

(Dollars in Thousands)

42000 - Regulation and Licensing Department

P599 - Construction Industries

	General Fund	Other Funds	Other Transfers	Federal Funds	Total
SOURCES Totals	14,516.2	0.0	0.0	0.0	14,516.2
Personal services and employee benefits	11,846.6	0.0	0.0	0.0	11,846.6
Contractual services	567.0	0.0	0.0	0.0	567
Other	2,102.6	0.0	0.0	0.0	2,102.6
USES Total:	14,516.2	0.0	0.0	0.0	14,516.2
Net:	0.0	0.0	0.0	0.0	0.0

REV EXP COMPARISON

(Dollars in Thousands)

42000 - Regulation and Licensing Department

P600 - Financial Institutions

	General Fund	Other Funds	Other Transfers	Federal Funds	Total
SOURCES Totals	2,922.8	3,840.5	0.0	0.0	6,763.3
Personal services and employee benefits	2,922.8	2,776.7	0.0	0.0	5,699.5
Contractual services	0.0	269.1	0.0	0.0	269.1
Other	0.0	794.7	0.0	0.0	794.7
USES Total:	2,922.8	3,840.5	0.0	0.0	6,763.3
Net:	0.0	0.0	0.0	0.0	0.0

REV EXP COMPARISON

(Dollars in Thousands)

42000 - Regulation and Licensing Department

P601 - Alcohol Beverage Control

	General Fund	Other Funds	Other Transfers	Federal Funds	Total
SOURCES Totals	1,173.9	1,283.7	0.0	0.0	2,457.6
Personal services and employee benefits	1,173.9	630.6	0.0	0.0	1,804.5
Contractual services	0.0	13.3	0.0	0.0	13.3
Other	0.0	639.8	0.0	0.0	639.8
USES Total:	1,173.9	1,283.7	0.0	0.0	2,457.6
Net:	0.0	0.0	0.0	0.0	0.0

REV EXP COMPARISON

(Dollars in Thousands)

42000 - Regulation and Licensing Department

P602 - Program Support

	General Fund	Other Funds	Other Transfers	Federal Funds	Total
SOURCES Totals	5,485.1	0.0	10.0	0.0	5,495.1
Personal services and employee benefits	4,226.8	0.0	10.0	0.0	4,236.8
Contractual services	540.7	0.0	0.0	0.0	540.7
Other	717.6	0.0	0.0	0.0	717.6
USES Total:	5,485.1	0.0	10.0	0.0	5,495.1
Net:	0.0	0.0	0.0	0.0	0.0

REV EXP COMPARISON

(Dollars in Thousands)

42000 - Regulation and Licensing Department

P616 - Boards and Commissions

	General Fund	Other Funds	Other Transfers	Federal Funds	Total
SOURCES Totals	625.8	13,187.0	9,078.6	0.0	22,891.4
Personal services and employee benefits	0.0	0.0	9,053.6	0.0	9,053.6
Contractual services	0.0	652.7	0.0	0.0	652.7
Other	0.0	4,106.5	25.0	0.0	4,131.5
Other financing uses	625.8	8,427.8	0.0	0.0	9,053.6
USES Total:	625.8	13,187.0	9,078.6	0.0	22,891.4
Net:	0.0	0.0	0.0	0.0	0.0

REV EXP COMPARISON

(Dollars in Thousands)

42000 - Regulation and Licensing Department

P617 - Securities

	General Fund	Other Funds	Other Transfers	Federal Funds	Total
SOURCES Totals	1,547.5	1,058.0	0.0	0.0	2,605.5
Personal services and employee benefits	1,547.5	215.3	0.0	0.0	1,762.8
Contractual services	0.0	74.0	0.0	0.0	74
Other	0.0	768.7	0.0	0.0	768.7
USES Total:	1,547.5	1,058.0	0.0	0.0	2,605.5
Net:	0.0	0.0	0.0	0.0	0.0

REV EXP COMPARISON

(Dollars in Thousands)

42000 - Regulation and Licensing Department

P619 - Manufactured Housing

	General Fund	Other Funds	Other Transfers	Federal Funds	Total
SOURCES Totals	1,705.0	183.5	0.0	25.0	1,913.5
Personal services and employee benefits	1,319.1	183.5	0.0	0.0	1,502.6
Contractual services	90.7	0.0	0.0	0.0	90.7
Other	295.2	0.0	0.0	25.0	320.2
USES Total:	1,705.0	183.5	0.0	25.0	1,913.5
Net:	0.0	0.0	0.0	0.0	0.0

REV EXP COMPARISON

(Dollars in Thousands)

42000 - Regulation and Licensing Department

P804 - Cannabis Control

	General Fund	Other Funds	Other Transfers	Federal Funds	Total
SOURCES Totals	3,992.8	2,785.7	0.0	0.0	6,778.5
Personal services and employee benefits	880.4	2,353.6	0.0	0.0	3,234
Contractual services	1,023.1	432.1	0.0	0.0	1,455.2
Other	2,089.3	0.0	0.0	0.0	2,089.3
USES Total:	3,992.8	2,785.7	0.0	0.0	6,778.5
Net:	0.0	0.0	0.0	0.0	0.0

State of New Mexico

Rate Report - Selected Line Items for Rates
(Dollars in Thousands)

Org Unit	Line		2024-25 Actuals	2025-26 OpBud	-----FY 2027-----				
					Request		Recommendation		Opbud
					Base	Expansion	Base	Expansion	
42000 P599 Construction Industries	521410	GSD Work Comp Insur Premium	23.34	39.8	35	0	0	0.0	0.0
	521500	Unemployment Comp Premium	2.43	19.2	17	0	0	0.0	0.0
	521600	Employee Liability Ins Premium	13.97	67.3	224	0	0	0.0	0.0
	535400	Audit Services	7.68	0	9.5	0	0	0.0	0.0
	542800	State Transp Pool Charges	268.01	291.7	348.2	0	0	0.0	0.0
	545700	ISD Services	70.46	79.1	221	0	0	0.0	0.0
	545710	DOIT HCM Assessment Fees	39.36	43.2	46	0	0	0.0	0.0
	546610	DOIT Telecommunications	147.92	177.3	175	0	0	0.0	0.0
42000 P599 Construction Industries			573.17	717.6	1,075.7	0	0	0.0	0.0
42000 P600 Financial Institutions	521410	GSD Work Comp Insur Premium	13.81	12.3	15.8	0	0	0.0	0.0
	521500	Unemployment Comp Premium	1.44	10.6	1	0	0	0.0	0.0
	521600	Employee Liability Ins Premium	37.86	12.3	101.6	0	0	0.0	0.0
	535400	Audit Services	7.68	6.1	9.5	0	0	0.0	0.0
	542700	Transp - Transp Insurance	0	0.6	0.6	0	0	0.0	0.0
	542800	State Transp Pool Charges	16.97	21	21	0	0	0.0	0.0
	545700	ISD Services	6.31	34.1	57.6	0	0	0.0	0.0
	545710	DOIT HCM Assessment Fees	18.04	14.2	20.7	0	0	0.0	0.0
	546610	DOIT Telecommunications	67.94	60.5	79.3	0	0	0.0	0.0
42000 P600 Financial Institutions			170.05	171.7	307.1	0	0	0.0	0.0
42000 P601 Alcohol Beverage Control	521410	GSD Work Comp Insur Premium	3.31	3.1	4.8	0	0	0.0	0.0
	521500	Unemployment Comp Premium	0.34	2.7	1.8	0	0	0.0	0.0
	521600	Employee Liability Ins Premium	9.07	12.2	32	0	0	0.0	0.0
	535400	Audit Services	7.68	2.3	9.5	0	0	0.0	0.0
	542800	State Transp Pool Charges	2.83	3.2	4	0	0	0.0	0.0
	545700	ISD Services	1.51	14.3	17.8	0	0	0.0	0.0
	545710	DOIT HCM Assessment Fees	5.58	8.7	6.5	0	0	0.0	0.0
	546610	DOIT Telecommunications	15.67	24.9	24.9	0	0	0.0	0.0
42000 P601 Alcohol Beverage Control			45.98	71.4	101.3	0	0	0.0	0.0
42000 P602 Program Support	521410	GSD Work Comp Insur Premium	5.1	8.5	8.5	0	0	0.0	0.0
	521500	Unemployment Comp Premium	0.53	5	1	0	0	0.0	0.0
	521600	Employee Liability Ins Premium	64	24	50.3	0	0	0.0	0.0

State of New Mexico

Rate Report - Selected Line Items for Rates

(Dollars in Thousands)

Org Unit	Line		2024-25 Actuals	2025-26 OpBud	-----FY 2027-----					
					Request		Recommendation		Opbud	
					Base	Expansion	Base	Expansion		
	535400	Audit Services	27.15	21.7	21.7	0	0	0.0	0.0	
	542700	Transp - Transp Insurance	0	0.4	0.4	0	0	0.0	0.0	
	542800	State Transp Pool Charges	0	45.3	30	0	0	0.0	0.0	
	543400	Maint - Property Insurance	0	0.1	0.1	0	0	0.0	0.0	
	545700	ISD Services	90.2	9	29	0	0	0.0	0.0	
	545710	DOIT HCM Assessment Fees	9.05	45	12	0	0	0.0	0.0	
	546610	DOIT Telecommunications	114.01	161.4	50	0	0	0.0	0.0	
42000	P602	Program Support	310.02	320.4	203	0	0	0.0	0.0	
42000 P616	Boards and Commissions	521410	GSD Work Comp Insur Premium	17.97	35.5	40	0	0	0.0	0.0
		521500	Unemployment Comp Premium	1.87	10.3	14.9	0	0	0.0	0.0
		521600	Employee Liability Ins Premium	49.28	55.8	169	0	0	0.0	0.0
		535400	Audit Services	7.68	0	10	0	0	0.0	0.0
		542700	Transp - Transp Insurance	0	0.6	0	0	0	0.0	0.0
		542800	State Transp Pool Charges	68.45	47.6	78	0	0	0.0	0.0
		545700	ISD Services	17.23	0	100	0	0	0.0	0.0
		545710	DOIT HCM Assessment Fees	29.86	50.5	35	0	0	0.0	0.0
		545810	GCD Radio Communications Svc	0	1	0	0	0	0.0	0.0
		546610	DOIT Telecommunications	114.91	188.7	133	0	0	0.0	0.0
42000	P616	Boards and Commissions	307.23	390	579.9	0	0	0.0	0.0	
42000 P617	Securities	521410	GSD Work Comp Insur Premium	4.08	10.5	7	0	0	0.0	0.0
		521500	Unemployment Comp Premium	0.42	3.4	1	0	0	0.0	0.0
		521600	Employee Liability Ins Premium	11.2	15	40	0	0	0.0	0.0
		535400	Audit Services	7.68	4	9.5	0	0	0.0	0.0
		542700	Transp - Transp Insurance	0	0.2	0.2	0	0	0.0	0.0
		542800	State Transp Pool Charges	33	27.6	40.8	0	0	0.0	0.0
		545700	ISD Services	1.29	0.7	23	0	0	0.0	0.0
		545710	DOIT HCM Assessment Fees	6.89	9.4	9.4	0	0	0.0	0.0
		546610	DOIT Telecommunications	23.76	48.5	30	0	0	0.0	0.0
42000	P617	Securities	88.32	119.3	160.9	0	0	0.0	0.0	
42000 P619	Manufactured Housing	521410	GSD Work Comp Insur Premium	0	0	5	0	0	0.0	0.0
		521500	Unemployment Comp Premium	0	0	1	0	0	0.0	0.0

State of New Mexico

Rate Report - Selected Line Items for Rates

(Dollars in Thousands)

Org Unit	Line		-----FY 2027-----						
			2024-25	2025-26	Request		Recommendation		Opbud
			Actuals	OpBud	Base	Expansion	Base	Expansion	
	521600	Employee Liability Ins Premium	0	14.8	30	0	0	0.0	0.0
	535400	Audit Services	7.68	7.7	9.5	0	0	0.0	0.0
	542800	State Transp Pool Charges	0	25	36.5	0	0	0.0	0.0
	545700	ISD Services	2.78	6.2	16.8	0	0	0.0	0.0
	545710	DOIT HCM Assessment Fees	5.25	4.8	6.1	0	0	0.0	0.0
	546610	DOIT Telecommunications	8.76	20.2	23.1	0	0	0.0	0.0
42000	P619	Manufactured Housing	24.47	78.7	128	0	0	0.0	0.0
42000	P804	Cannabis Control							
	521410	GSD Work Comp Insur Premium	5.84	18.2	16	0	0	0.0	0.0
	521500	Unemployment Comp Premium	0.61	39.4	4.4	0	0	0.0	0.0
	521600	Employee Liability Ins Premium	16	14.1	104	0	0	0.0	0.0
	535400	Audit Services	7.54	0	9.5	0	0	0.0	0.0
	542800	State Transp Pool Charges	112.45	100	120	0	0	0.0	0.0
	545700	ISD Services	58.84	0	59	0	0	0.0	0.0
	545710	DOIT HCM Assessment Fees	9.84	23.9	22	0	0	0.0	0.0
	546610	DOIT Telecommunications	26.43	57	80.8	0	0	0.0	0.0
42000	P804	Cannabis Control	237.53	252.6	415.7	0	0	0.0	0.0
			1,756.78	2,121.7	2,971.6	0	0	0	0.0

State of New Mexico
Rate Report - Selected Line Items for Rates
(Dollars in Thousands)

Totals by Line Item			-----FY 2027-----						
BusUnit	Line Item	2024-25	2025-26	Request		Recommendation		Opbud	
		Actuals	Opbud	Base	Expansion	Base	Expansion		
42000	521410	GSD Work Comp Insur Premium	73.44	127.9	132.1	0	0	0.0	0.0
	521500	Unemployment Comp Premium	7.64	90.6	42.1	0	0	0.0	0.0
	521600	Employee Liability Ins Premium	201.38	215.5	750.9	0	0	0.0	0.0
	535400	Audit Services	80.76	41.8	88.7	0	0	0.0	0.0
	542700	Transp - Transp Insurance	0	1.8	1.2	0	0	0.0	0.0
	542800	State Transp Pool Charges	501.71	561.4	678.5	0	0	0.0	0.0
	543400	Maint - Property Insurance	0	0.1	0.1	0	0	0.0	0.0
	545700	ISD Services	248.61	143.4	524.2	0	0	0.0	0.0
	545710	DOIT HCM Assessment Fees	123.85	199.7	157.7	0	0	0.0	0.0
	545810	GCD Radio Communications Svcs	0	1	0	0	0	0.0	0.0
	546610	DOIT Telecommunications	519.39	738.5	596.1	0	0	0.0	0.0
		Grand Total	1,756.78	2,121.7	2,971.6	0	0	0.0	0.0

Construction Industries

State of New Mexico

BU PCode
42000 P599

E4 PCode Detail
(Dollars in Thousands)

Fund	Account		2024-25	2025-26	2026-27	FY 2027 Agency Request				Justification	
			Actuals	Opbud	PCF Proj	GF	OSF	ISF/IAT	FF		Total
43300	520100	Exempt Perm Positions P/T&F/T	67.1	196.0	167.39	0.0	0.0	0.0	0.0	0.0	
43300	520200	Term Positions	79.3	0.0	0	0.0	0.0	0.0	0.0	0.0	
43300	520300	Classified Perm Positions F/T	7,808.8	8,313.6	7,022.96	0.0	0.0	0.0	0.0	0.0	
43300	520500	Temporary Positions F/T & P/T	11.3	0.0	0.96	0.0	0.0	0.0	0.0	0.0	
43300	520600	Paid Unused Sick Leave	17.4	0.0	0	0.0	0.0	0.0	0.0	0.0	
43300	520700	Overtime & Other Premium Pay	22.9	0.0	0	0.0	0.0	0.0	0.0	0.0	
43300	520800	Annl & Comp Paid At Separation	35.3	0.0	0	0.0	0.0	0.0	0.0	0.0	
43300	521100	Group Insurance Premium	793.0	863.7	1,272.51	0.0	0.0	0.0	0.0	0.0	
43300	521200	Retirement Contributions	1,320.9	1,113.7	1,336.02	0.0	0.0	0.0	0.0	0.0	
43300	521300	F I C A	504.1	464.1	440.83	0.0	0.0	0.0	0.0	0.0	
43300	521400	Workers' Comp Assessment Fee	0.8	1.2	0	0.0	0.0	0.0	0.0	0.0	
43300	521410	GSD Work Comp Insur Premium	23.3	39.8	0	0.0	0.0	0.0	0.0	0.0	
43300	521500	Unemployment Comp Premium	2.4	19.2	0	0.0	0.0	0.0	0.0	0.0	
43300	521600	Employee Liability Ins Premium	14.0	67.3	0	0.0	0.0	0.0	0.0	0.0	
43300	521700	RHC Act Contributions	137.3	123.8	138.88	0.0	0.0	0.0	0.0	0.0	
	200	Personal services and employee benef	10,837.8	11,202.4	10,379.55	0.0	0.0	0.0	0.0	0.0	
43300	542100	Employee I/S Mileage & Fares	0.3	2.0	0	0.0	0.0	0.0	0.0	0.0	
43300	542200	Employee I/S Meals & Lodging	12.1	2.0	0	0.0	0.0	0.0	0.0	0.0	
43300	542300	Brd & Comm Mbr Meals & Lodging	4.1	3.0	0	0.0	0.0	0.0	0.0	0.0	
43300	542310	Brd & Comm Mbr Mileage & Fares	4.5	0.0	0	0.0	0.0	0.0	0.0	0.0	
43300	542500	Transp - Fuel & Oil	256.6	329.5	0	0.0	0.0	0.0	0.0	0.0	
43300	542600	Transp - Parts & Supplies	6.4	0.0	0	0.0	0.0	0.0	0.0	0.0	
43300	542800	State Transp Pool Charges	268.0	291.7	0	0.0	0.0	0.0	0.0	0.0	
43300	543100	Maint - Grounds & Roadways	0.0	0.0	0	0.0	0.0	0.0	0.0	0.0	
43300	543200	Maint - Furn, Fixt, Equipment	0.0	5.5	0	0.0	0.0	0.0	0.0	0.0	
43300	543820	Maintenance IT	7.7	0.0	0	0.0	0.0	0.0	0.0	0.0	
43300	543830	IT HW/SW Agreements	10.4	599.0	0	0.0	0.0	0.0	0.0	0.0	
43300	544000	Supply Inventory IT	12.3	0.0	0	0.0	0.0	0.0	0.0	0.0	
43300	544100	Supplies-Office Supplies	6.4	6.0	0	0.0	0.0	0.0	0.0	0.0	
43300	544200	Supplies-Medical,Lab,Personal	0.0	0.2	0	0.0	0.0	0.0	0.0	0.0	
43300	544400	Supplies-Field Supplies	23.7	0.0	0	0.0	0.0	0.0	0.0	0.0	
43300	544700	Supplies-Clothng,Uniforms,Linen	34.3	0.0	0	0.0	0.0	0.0	0.0	0.0	
43300	544900	Supplies-Inventory Exempt	1.6	0.0	0	0.0	0.0	0.0	0.0	0.0	

Construction Industries

State of New Mexico

BU PCode
42000 P599

E4 PCode Detail
(Dollars in Thousands)

Fund	Account	2024-25 Actuals	2025-26 Opbud	2026-27 PCF Proj	FY 2027 Agency Request				Total	Justification
					GF	OSF	ISF/IAT	FF		
43300	545600	Reporting & Recording	0.4	1.4	0	0.0	0.0	0.0	0.0	0.0
43300	545609	Report/Record Inter St Agency	0.0	2.5	0	0.0	0.0	0.0	0.0	0.0
43300	545700	ISD Services	70.5	79.1	0	0.0	0.0	0.0	0.0	0.0
43300	545710	DOIT HCM Assessment Fees	39.4	43.2	0	0.0	0.0	0.0	0.0	0.0
43300	545900	Printing & Photo Services	16.6	0.0	0	0.0	0.0	0.0	0.0	0.0
43300	546000	Building Use Fee GSD	0.0	2.1	0	0.0	0.0	0.0	0.0	0.0
43300	546100	Postage & Mail Services	2.9	41.1	0	0.0	0.0	0.0	0.0	0.0
43300	546310	Utilities - Sewer/Garbage	0.0	0.0	0	0.0	0.0	0.0	0.0	0.0
43300	546400	Rent Of Land & Buildings	55.0	0.0	0	0.0	0.0	0.0	0.0	0.0
43300	546500	Rent Of Equipment	6.2	0.0	0	0.0	0.0	0.0	0.0	0.0
43300	546600	Communications	0.9	0.0	0	0.0	0.0	0.0	0.0	0.0
43300	546610	DOIT Telecommunications	147.9	177.3	0	0.0	0.0	0.0	0.0	0.0
43300	546700	Subscriptions/Dues/License Fee	15.2	23.9	0	0.0	0.0	0.0	0.0	0.0
43300	546709	Subscription & Due Interagency	0.0	0.4	0	0.0	0.0	0.0	0.0	0.0
43300	546800	Employee Training & Education	23.9	0.0	0	0.0	0.0	0.0	0.0	0.0
43300	546810	Board Member Training	0.0	1.0	0	0.0	0.0	0.0	0.0	0.0
43300	546900	Advertising	0.7	0.0	0	0.0	0.0	0.0	0.0	0.0
43300	547101	Investment Amort/Accretion	0.0	0.2	0	0.0	0.0	0.0	0.0	0.0
43300	547900	Miscellaneous Expense	4.4	0.0	0	0.0	0.0	0.0	0.0	0.0
43300	547909	Misc Expense Interagency	0.0	0.5	0	0.0	0.0	0.0	0.0	0.0
43300	547999	Request to Pay Prior Year	0.3	0.0	0	0.0	0.0	0.0	0.0	0.0
43300	548300	Information Tech Equipment	629.7	0.0	0	0.0	0.0	0.0	0.0	0.0
43300	549600	Employee O/S Mileage & Fares	4.2	0.0	0	0.0	0.0	0.0	0.0	0.0
43300	549700	Employee O/S Meals & Lodging	1.8	2.0	0	0.0	0.0	0.0	0.0	0.0
43300	549800	Brd & Comm O/S Mileage & Fares	0.0	2.0	0	0.0	0.0	0.0	0.0	0.0
47200	542300	Brd & Comm Mbr Meals & Lodging	0.0	0.0	0	0.0	0.0	0.0	0.0	0.0
47200	542310	Brd & Comm Mbr Mileage & Fares	0.3	0.0	0	0.0	0.0	0.0	0.0	0.0
47200	544700	Supplies-Clothng,Unifrms,Linen	0.5	0.0	0	0.0	0.0	0.0	0.0	0.0
47200	546400	Rent Of Land & Buildings	159.3	200.0	0	0.0	0.0	0.0	0.0	0.0
	400	Other	1,828.4	1,815.6	0	0.0	0.0	0.0	0.0	0.0
43300	555106	OFU - INTRA-Agency	147.2	147.2	0	0.0	0.0	0.0	0.0	0.0
	500	Other financing uses	147.2	147.2	0	0.0	0.0	0.0	0.0	0.0
TOTAL EXPENSE			12,813.4	13,165.2	0	0.0	0.0	0.0	0.0	0.0

Financial Institutions

BU PCode
42000 P600

State of New Mexico

E4 PCode Detail
(Dollars in Thousands)

Fund	Account		2024-25	2025-26	2026-27	FY 2027 Agency Request				Justification	
			Actuals	Opbud	PCF Proj	GF	OSF	ISF/IAT	FF		Total
10660	520100	Exempt Perm Positions P/T&F/T	107.0	114.0	0	0.0	0.0	0.0	0.0	0.0	
10660	520200	Term Positions	16.5	0.0	0	0.0	0.0	0.0	0.0	0.0	
10660	520300	Classified Perm Positions F/T	2,522.3	3,547.2	2,057.45	0.0	0.0	0.0	0.0	0.0	
10660	520700	Overtime & Other Premium Pay	0.7	0.0	0	0.0	0.0	0.0	0.0	0.0	
10660	520800	Annl & Comp Paid At Separation	3.2	0.0	0	0.0	0.0	0.0	0.0	0.0	
10660	521100	Group Insurance Premium	257.4	125.7	331.55	0.0	0.0	0.0	0.0	0.0	
10660	521200	Retirement Contributions	495.1	525.4	391.34	0.0	0.0	0.0	0.0	0.0	
10660	521300	F I C A	185.6	149.1	126.11	0.0	0.0	0.0	0.0	0.0	
10660	521400	Workers' Comp Assessment Fee	0.3	0.2	0	0.0	0.0	0.0	0.0	0.0	
10660	521410	GSD Work Comp Insur Premium	13.8	12.3	0	0.0	0.0	0.0	0.0	0.0	
10660	521500	Unemployment Comp Premium	1.4	10.6	0	0.0	0.0	0.0	0.0	0.0	
10660	521600	Employee Liability Ins Premium	37.9	12.3	0	0.0	0.0	0.0	0.0	0.0	
10660	521700	RHC Act Contributions	51.5	25.6	40.68	0.0	0.0	0.0	0.0	0.0	
43300	520100	Exempt Perm Positions P/T&F/T	0.2	0.0	140.33	0.0	0.0	0.0	0.0	0.0	
43300	520300	Classified Perm Positions F/T	71.1	107.7	232.45	0.0	0.0	0.0	0.0	0.0	
43300	521100	Group Insurance Premium	6.2	0.0	58.45	0.0	0.0	0.0	0.0	0.0	
43300	521200	Retirement Contributions	12.7	0.0	71.11	0.0	0.0	0.0	0.0	0.0	
43300	521300	F I C A	4.8	0.0	22.92	0.0	0.0	0.0	0.0	0.0	
43300	521400	Workers' Comp Assessment Fee	0.0	0.0	0	0.0	0.0	0.0	0.0	0.0	
43300	521700	RHC Act Contributions	1.3	0.0	7.39	0.0	0.0	0.0	0.0	0.0	
50520	520100	Exempt Perm Positions P/T&F/T	26.7	0.0	0	0.0	0.0	0.0	0.0	0.0	
50520	520200	Term Positions	3.2	0.0	0	0.0	0.0	0.0	0.0	0.0	
50520	520300	Classified Perm Positions F/T	576.8	1,080.9	514.37	0.0	0.0	0.0	0.0	0.0	
50520	520800	Annl & Comp Paid At Separation	0.0	0.0	0	0.0	0.0	0.0	0.0	0.0	
50520	521100	Group Insurance Premium	57.7	0.0	82.88	0.0	0.0	0.0	0.0	0.0	
50520	521200	Retirement Contributions	117.8	0.0	97.84	0.0	0.0	0.0	0.0	0.0	
50520	521300	F I C A	44.2	0.0	31.53	0.0	0.0	0.0	0.0	0.0	
50520	521400	Workers' Comp Assessment Fee	0.1	0.0	0	0.0	0.0	0.0	0.0	0.0	
50520	521700	RHC Act Contributions	12.2	0.0	10.17	0.0	0.0	0.0	0.0	0.0	
	200	Personal services and employee benef	4,627.5	5,711.0	4,216.57	0.0	0.0	0.0	0.0	0.0	
10660	542100	Employee I/S Mileage & Fares	2.3	10.0	0	0.0	0.0	0.0	0.0	0.0	
10660	542200	Employee I/S Meals & Lodging	27.2	10.0	0	0.0	0.0	0.0	0.0	0.0	
10660	542500	Transp - Fuel & Oil	2.8	14.0	0	0.0	0.0	0.0	0.0	0.0	

Financial Institutions

State of New Mexico

BU PCode
42000 P600

E4 PCode Detail
(Dollars in Thousands)

Fund	Account		2024-25	2025-26	2026-27	FY 2027 Agency Request				Justification	
			Actuals	Opbud	PCF Proj	GF	OSF	ISF/IAT	FF		Total
10660	542600	Transp - Parts & Supplies	0.0	2.0	0	0.0	0.0	0.0	0.0	0.0	
10660	542700	Transp - Transp Insurance	0.0	0.6	0	0.0	0.0	0.0	0.0	0.0	
10660	542800	State Transp Pool Charges	17.0	21.0	0	0.0	0.0	0.0	0.0	0.0	
10660	543200	Maint - Furn, Fixt, Equipment	0.0	16.4	0	0.0	0.0	0.0	0.0	0.0	
10660	543820	Maintenance IT	4.2	0.0	0	0.0	0.0	0.0	0.0	0.0	
10660	543830	IT HW/SW Agreements	13.6	45.2	0	0.0	0.0	0.0	0.0	0.0	
10660	544000	Supply Inventory IT	44.3	35.2	0	0.0	0.0	0.0	0.0	0.0	
10660	544100	Supplies-Office Supplies	0.4	1.7	0	0.0	0.0	0.0	0.0	0.0	
10660	544400	Supplies-Field Supplies	0.0	1.0	0	0.0	0.0	0.0	0.0	0.0	
10660	544900	Supplies-Inventory Exempt	0.0	3.6	0	0.0	0.0	0.0	0.0	0.0	
10660	545600	Reporting & Recording	0.0	1.7	0	0.0	0.0	0.0	0.0	0.0	
10660	545700	ISD Services	6.3	34.1	0	0.0	0.0	0.0	0.0	0.0	
10660	545710	DOIT HCM Assessment Fees	18.0	14.2	0	0.0	0.0	0.0	0.0	0.0	
10660	545900	Printing & Photo Services	1.5	1.1	0	0.0	0.0	0.0	0.0	0.0	
10660	546100	Postage & Mail Services	0.5	0.5	0	0.0	0.0	0.0	0.0	0.0	
10660	546400	Rent Of Land & Buildings	33.5	33.4	0	0.0	0.0	0.0	0.0	0.0	
10660	546500	Rent Of Equipment	0.8	0.0	0	0.0	0.0	0.0	0.0	0.0	
10660	546610	DOIT Telecommunications	67.9	60.5	0	0.0	0.0	0.0	0.0	0.0	
10660	546700	Subscriptions/Dues/License Fee	64.5	38.6	0	0.0	0.0	0.0	0.0	0.0	
10660	546800	Employee Training & Education	15.6	51.7	0	0.0	0.0	0.0	0.0	0.0	
10660	546900	Advertising	0.0	24.9	0	0.0	0.0	0.0	0.0	0.0	
10660	547900	Miscellaneous Expense	0.7	0.5	0	0.0	0.0	0.0	0.0	0.0	
10660	547999	Request to Pay Prior Year	0.0	0.3	0	0.0	0.0	0.0	0.0	0.0	
10660	548300	Information Tech Equipment	1.0	0.0	0	0.0	0.0	0.0	0.0	0.0	
10660	549600	Employee O/S Mileage & Fares	5.9	0.0	0	0.0	0.0	0.0	0.0	0.0	
10660	549700	Employee O/S Meals & Lodging	9.2	0.0	0	0.0	0.0	0.0	0.0	0.0	
11550	542100	Employee I/S Mileage & Fares	1.4	0.0	0	0.0	0.0	0.0	0.0	0.0	
11550	542200	Employee I/S Meals & Lodging	0.1	0.0	0	0.0	0.0	0.0	0.0	0.0	
11550	546700	Subscriptions/Dues/License Fee	0.3	0.0	0	0.0	0.0	0.0	0.0	0.0	
11550	546800	Employee Training & Education	16.6	14.0	0	0.0	0.0	0.0	0.0	0.0	
11550	547900	Miscellaneous Expense	1.6	10.8	0	0.0	0.0	0.0	0.0	0.0	
11550	549600	Employee O/S Mileage & Fares	18.7	23.0	0	0.0	0.0	0.0	0.0	0.0	
11550	549700	Employee O/S Meals & Lodging	28.4	22.2	0	0.0	0.0	0.0	0.0	0.0	
12170	543820	Maintenance IT	3.6	0.0	0	0.0	0.0	0.0	0.0	0.0	

Financial Institutions

State of New Mexico

BU PCode
42000 P600

E4 PCode Detail
(Dollars in Thousands)

Fund	Account	2024-25 Actuals	2025-26 Opbud	2026-27 PCF Proj	FY 2027 Agency Request				Total	Justification
					GF	OSF	ISF/IAT	FF		
12170	543830	IT HW/SW Agreements	1.0	0.0	0	0.0	0.0	0.0	0.0	0.0
12170	544000	Supply Inventory IT	21.3	25.9	0	0.0	0.0	0.0	0.0	0.0
12170	544100	Supplies-Office Supplies	1.0	9.0	0	0.0	0.0	0.0	0.0	0.0
12170	544800	Supplies-Education&Recreation	0.2	0.0	0	0.0	0.0	0.0	0.0	0.0
12170	545900	Printing & Photo Services	0.0	15.5	0	0.0	0.0	0.0	0.0	0.0
12170	546100	Postage & Mail Services	0.2	0.0	0	0.0	0.0	0.0	0.0	0.0
12170	546800	Employee Training & Education	0.2	0.0	0	0.0	0.0	0.0	0.0	0.0
12170	546900	Advertising	0.0	0.0	0	0.0	0.0	0.0	0.0	0.0
50520	543200	Maint - Furn, Fixt, Equipment	0.0	8.6	0	0.0	0.0	0.0	0.0	0.0
50520	544000	Supply Inventory IT	0.0	114.9	0	0.0	0.0	0.0	0.0	0.0
50520	544100	Supplies-Office Supplies	0.0	50.7	0	0.0	0.0	0.0	0.0	0.0
50520	544400	Supplies-Field Supplies	0.0	0.2	0	0.0	0.0	0.0	0.0	0.0
50520	544900	Supplies-Inventory Exempt	0.0	2.5	0	0.0	0.0	0.0	0.0	0.0
50520	545600	Reporting & Recording	0.0	1.1	0	0.0	0.0	0.0	0.0	0.0
50520	545900	Printing & Photo Services	0.0	0.6	0	0.0	0.0	0.0	0.0	0.0
50520	546100	Postage & Mail Services	0.0	0.6	0	0.0	0.0	0.0	0.0	0.0
50520	546400	Rent Of Land & Buildings	0.0	12.2	0	0.0	0.0	0.0	0.0	0.0
50520	546500	Rent Of Equipment	0.0	0.6	0	0.0	0.0	0.0	0.0	0.0
50520	546700	Subscriptions/Dues/License Fee	0.0	7.1	0	0.0	0.0	0.0	0.0	0.0
50520	546800	Employee Training & Education	1.8	1.1	0	0.0	0.0	0.0	0.0	0.0
50520	547900	Miscellaneous Expense	0.0	0.9	0	0.0	0.0	0.0	0.0	0.0
	400	Other	433.5	743.7	0	0.0	0.0	0.0	0.0	0.0
10660	555106	OFU - INTRA-Agency	1,661.5	261.5	0	0.0	0.0	0.0	0.0	0.0
50520	555106	OFU - INTRA-Agency	0.0	0.0	0	0.0	0.0	0.0	0.0	0.0
	500	Other financing uses	1,661.5	261.5	0	0.0	0.0	0.0	0.0	0.0
TOTAL EXPENSE			6,722.6	6,716.2		0.0	0.0	0.0	0.0	0.0

Alcohol Beverage Control

BU PCode
42000 P601

State of New Mexico

E4 PCode Detail
(Dollars in Thousands)

Fund	Account		2024-25	2025-26	2026-27	FY 2027 Agency Request				Justification	
			Actuals	Opbud	PCF Proj	GF	OSF	ISF/IAT	FF		Total
21130	520100	Exempt Perm Positions P/T&F/T	28.0	81.7	0	0.0	0.0	0.0	0.0	0.0	0.0
21130	520300	Classified Perm Positions F/T	322.0	415.6	0	0.0	0.0	0.0	0.0	0.0	0.0
21130	520700	Overtime & Other Premium Pay	0.0	0.2	0	0.0	0.0	0.0	0.0	0.0	0.0
21130	520800	Annl & Comp Paid At Separation	0.0	1.0	0	0.0	0.0	0.0	0.0	0.0	0.0
21130	521100	Group Insurance Premium	33.7	51.4	0	0.0	0.0	0.0	0.0	0.0	0.0
21130	521200	Retirement Contributions	46.8	48.2	0	0.0	0.0	0.0	0.0	0.0	0.0
21130	521300	F I C A	17.1	20.9	0	0.0	0.0	0.0	0.0	0.0	0.0
21130	521400	Workers' Comp Assessment Fee	0.0	0.2	0	0.0	0.0	0.0	0.0	0.0	0.0
21130	521410	GSD Work Comp Insur Premium	3.3	1.0	0	0.0	0.0	0.0	0.0	0.0	0.0
21130	521500	Unemployment Comp Premium	0.3	0.9	0	0.0	0.0	0.0	0.0	0.0	0.0
21130	521600	Employee Liability Ins Premium	9.1	4.0	0	0.0	0.0	0.0	0.0	0.0	0.0
21130	521700	RHC Act Contributions	4.9	5.5	0	0.0	0.0	0.0	0.0	0.0	0.0
43300	520100	Exempt Perm Positions P/T&F/T	98.7	146.3	136.24	0.0	0.0	0.0	0.0	0.0	0.0
43300	520300	Classified Perm Positions F/T	676.5	764.0	955.83	0.0	0.0	0.0	0.0	0.0	0.0
43300	520700	Overtime & Other Premium Pay	0.0	0.5	0	0.0	0.0	0.0	0.0	0.0	0.0
43300	520800	Annl & Comp Paid At Separation	0.0	2.2	0	0.0	0.0	0.0	0.0	0.0	0.0
43300	521100	Group Insurance Premium	101.2	104.8	230.36	0.0	0.0	0.0	0.0	0.0	0.0
43300	521200	Retirement Contributions	144.7	98.4	207.92	0.0	0.0	0.0	0.0	0.0	0.0
43300	521300	F I C A	53.0	42.5	67	0.0	0.0	0.0	0.0	0.0	0.0
43300	521400	Workers' Comp Assessment Fee	0.1	0.0	0	0.0	0.0	0.0	0.0	0.0	0.0
43300	521410	GSD Work Comp Insur Premium	0.0	2.1	0	0.0	0.0	0.0	0.0	0.0	0.0
43300	521500	Unemployment Comp Premium	0.0	1.8	0	0.0	0.0	0.0	0.0	0.0	0.0
43300	521600	Employee Liability Ins Premium	0.0	8.2	0	0.0	0.0	0.0	0.0	0.0	0.0
43300	521700	RHC Act Contributions	15.0	11.1	21.61	0.0	0.0	0.0	0.0	0.0	0.0
	200	Personal services and employee benef	1,554.3	1,812.5	1,618.96	0.0	0.0	0.0	0.0	0.0	0.0
21130	542100	Employee I/S Mileage & Fares	0.0	0.5	0	0.0	0.0	0.0	0.0	0.0	0.0
21130	542200	Employee I/S Meals & Lodging	0.0	0.5	0	0.0	0.0	0.0	0.0	0.0	0.0
21130	542500	Transp - Fuel & Oil	0.0	1.5	0	0.0	0.0	0.0	0.0	0.0	0.0
21130	542600	Transp - Parts & Supplies	0.0	1.0	0	0.0	0.0	0.0	0.0	0.0	0.0
21130	542800	State Transp Pool Charges	0.0	3.2	0	0.0	0.0	0.0	0.0	0.0	0.0
21130	543200	Maint - Furn, Fixt, Equipment	0.0	3.0	0	0.0	0.0	0.0	0.0	0.0	0.0
21130	543830	IT HW/SW Agreements	5.4	5.2	0	0.0	0.0	0.0	0.0	0.0	0.0
21130	544000	Supply Inventory IT	5.5	4.5	0	0.0	0.0	0.0	0.0	0.0	0.0

Alcohol Beverage Control

State of New Mexico

BU PCode
42000 P601

E4 PCode Detail
(Dollars in Thousands)

Fund	Account	2024-25 Actuals	2025-26 Opbud	2026-27 PCF Proj	FY 2027 Agency Request				Total	Justification
					GF	OSF	ISF/IAT	FF		
21130	544100	Supplies-Office Supplies	0.0	3.0	0	0.0	0.0	0.0	0.0	0.0
21130	544900	Supplies-Inventory Exempt	0.0	1.5	0	0.0	0.0	0.0	0.0	0.0
21130	545600	Reporting & Recording	0.0	1.0	0	0.0	0.0	0.0	0.0	0.0
21130	545700	ISD Services	1.2	14.3	0	0.0	0.0	0.0	0.0	0.0
21130	545710	DOIT HCM Assessment Fees	5.6	8.7	0	0.0	0.0	0.0	0.0	0.0
21130	545900	Printing & Photo Services	4.0	6.0	0	0.0	0.0	0.0	0.0	0.0
21130	546100	Postage & Mail Services	6.0	29.2	0	0.0	0.0	0.0	0.0	0.0
21130	546500	Rent Of Equipment	1.3	3.2	0	0.0	0.0	0.0	0.0	0.0
21130	546610	DOIT Telecommunications	14.1	24.9	0	0.0	0.0	0.0	0.0	0.0
21130	546700	Subscriptions/Dues/License Fee	0.0	454.2	0	0.0	0.0	0.0	0.0	0.0
21130	546800	Employee Training & Education	0.0	1.5	0	0.0	0.0	0.0	0.0	0.0
21130	546900	Advertising	0.0	27.9	0	0.0	0.0	0.0	0.0	0.0
21130	547900	Miscellaneous Expense	0.0	9.5	0	0.0	0.0	0.0	0.0	0.0
21130	548300	Information Tech Equipment	350.0	0.0	0	0.0	0.0	0.0	0.0	0.0
21130	548800	Automotive & Aircraft	28.3	0.0	0	0.0	0.0	0.0	0.0	0.0
21130	549600	Employee O/S Mileage & Fares	0.0	2.5	0	0.0	0.0	0.0	0.0	0.0
21130	549700	Employee O/S Meals & Lodging	0.0	3.0	0	0.0	0.0	0.0	0.0	0.0
43300	542800	State Transp Pool Charges	2.8	0.0	0	0.0	0.0	0.0	0.0	0.0
43300	543820	Maintenance IT	2.4	0.0	0	0.0	0.0	0.0	0.0	0.0
43300	543830	IT HW/SW Agreements	6.6	0.0	0	0.0	0.0	0.0	0.0	0.0
43300	544000	Supply Inventory IT	5.3	0.0	0	0.0	0.0	0.0	0.0	0.0
43300	544100	Supplies-Office Supplies	3.0	0.0	0	0.0	0.0	0.0	0.0	0.0
43300	545700	ISD Services	0.3	0.0	0	0.0	0.0	0.0	0.0	0.0
43300	545900	Printing & Photo Services	8.0	0.0	0	0.0	0.0	0.0	0.0	0.0
43300	546100	Postage & Mail Services	17.7	0.0	0	0.0	0.0	0.0	0.0	0.0
43300	546500	Rent Of Equipment	1.3	0.0	0	0.0	0.0	0.0	0.0	0.0
43300	546610	DOIT Telecommunications	1.6	0.0	0	0.0	0.0	0.0	0.0	0.0
43300	546700	Subscriptions/Dues/License Fee	8.6	0.0	0	0.0	0.0	0.0	0.0	0.0
43300	546800	Employee Training & Education	0.2	0.0	0	0.0	0.0	0.0	0.0	0.0
43300	547900	Miscellaneous Expense	0.3	0.0	0	0.0	0.0	0.0	0.0	0.0
43300	547999	Request to Pay Prior Year	0.3	0.0	0	0.0	0.0	0.0	0.0	0.0
43300	548300	Information Tech Equipment	0.4	0.0	0	0.0	0.0	0.0	0.0	0.0
43300	548800	Automotive & Aircraft	2.8	0.0	0	0.0	0.0	0.0	0.0	0.0
43300	549600	Employee O/S Mileage & Fares	0.6	0.0	0	0.0	0.0	0.0	0.0	0.0

Alcohol Beverage Control

BU PCode
42000 P601

State of New Mexico

E4 PCode Detail
(Dollars in Thousands)

Fund	Account		2024-25 Actuals	2025-26 Opbud	2026-27 PCF Proj	FY 2027 Agency Request				Total	Justification
						GF	OSF	ISF/IAT	FF		
43300	549700	Employee O/S Meals & Lodging	0.6	0.0	0	0.0	0.0	0.0	0.0	0.0	
	400	Other	484.3	609.8	0	0.0	0.0	0.0	0.0	0.0	
21130	555106	OFU - INTRA-Agency	0.0	0.0	0	0.0	0.0	0.0	0.0	0.0	
	500	Other financing uses	0.0	0.0	0	0.0	0.0	0.0	0.0	0.0	
TOTAL EXPENSE			2,038.6	2,422.3		0.0	0.0	0.0	0.0	0.0	

Program Support

BU PCode
42000 P602

State of New Mexico

E4 PCode Detail
(Dollars in Thousands)

Fund	Account		2024-25	2025-26	2026-27	FY 2027 Agency Request				Justification	
			Actuals	Opbud	PCF Proj	GF	OSF	ISF/IAT	FF		Total
43300	520100	Exempt Perm Positions P/T&F/T	515.6	549.7	357.91	0.0	0.0	0.0	0.0	0.0	
43300	520200	Term Positions	53.7	50.0	1.37	0.0	0.0	0.0	0.0	0.0	
43300	520300	Classified Perm Positions F/T	703.1	2,196.8	2,437.91	0.0	0.0	0.0	0.0	0.0	
43300	520500	Temporary Positions F/T & P/T	3.1	0.0	0	0.0	0.0	0.0	0.0	0.0	
43300	520700	Overtime & Other Premium Pay	1.0	20.0	0	0.0	0.0	0.0	0.0	0.0	
43300	520800	Annl & Comp Paid At Separation	8.6	25.0	0	0.0	0.0	0.0	0.0	0.0	
43300	521100	Group Insurance Premium	215.9	130.0	396.57	0.0	0.0	0.0	0.0	0.0	
43300	521200	Retirement Contributions	424.0	300.0	532.69	0.0	0.0	0.0	0.0	0.0	
43300	521300	F I C A	158.1	130.0	171.66	0.0	0.0	0.0	0.0	0.0	
43300	521400	Workers' Comp Assessment Fee	0.4	0.3	0	0.0	0.0	0.0	0.0	0.0	
43300	521410	GSD Work Comp Insur Premium	5.1	8.5	0	0.0	0.0	0.0	0.0	0.0	
43300	521500	Unemployment Comp Premium	0.5	5.0	0	0.0	0.0	0.0	0.0	0.0	
43300	521600	Employee Liability Ins Premium	64.0	24.0	0	0.0	0.0	0.0	0.0	0.0	
43300	521700	RHC Act Contributions	44.1	36.0	55.38	0.0	0.0	0.0	0.0	0.0	
43300	523200	COVID Related Time Worked	0.0	0.0	0	0.0	0.0	0.0	0.0	0.0	
	200	Personal services and employee benef	2,197.0	3,475.3	3,953.49	0.0	0.0	0.0	0.0	0.0	
43300	542100	Employee I/S Mileage & Fares	0.0	3.2	0	0.0	0.0	0.0	0.0	0.0	
43300	542200	Employee I/S Meals & Lodging	4.5	5.3	0	0.0	0.0	0.0	0.0	0.0	
43300	542300	Brd & Comm Mbr Meals & Lodging	0.5	1.8	0	0.0	0.0	0.0	0.0	0.0	
43300	542310	Brd & Comm Mbr Mileage & Fares	2.1	0.0	0	0.0	0.0	0.0	0.0	0.0	
43300	542500	Transp - Fuel & Oil	21.4	4.5	0	0.0	0.0	0.0	0.0	0.0	
43300	542600	Transp - Parts & Supplies	1.1	0.0	0	0.0	0.0	0.0	0.0	0.0	
43300	542700	Transp - Transp Insurance	0.0	0.4	0	0.0	0.0	0.0	0.0	0.0	
43300	542800	State Transp Pool Charges	0.0	45.3	0	0.0	0.0	0.0	0.0	0.0	
43300	543200	Maint - Furn, Fixt, Equipment	0.0	8.3	0	0.0	0.0	0.0	0.0	0.0	
43300	543400	Maint - Property Insurance	0.0	0.1	0	0.0	0.0	0.0	0.0	0.0	
43300	543500	Maint - Supplies	0.2	0.0	0	0.0	0.0	0.0	0.0	0.0	
43300	543820	Maintenance IT	5.4	0.0	0	0.0	0.0	0.0	0.0	0.0	
43300	543830	IT HW/SW Agreements	2.2	156.9	0	0.0	0.0	0.0	0.0	0.0	
43300	544000	Supply Inventory IT	67.0	67.2	0	0.0	0.0	0.0	0.0	0.0	
43300	544100	Supplies-Office Supplies	7.1	8.2	0	0.0	0.0	0.0	0.0	0.0	
43300	544400	Supplies-Field Supplies	0.9	0.4	0	0.0	0.0	0.0	0.0	0.0	
43300	544900	Supplies-Inventory Exempt	6.0	6.6	0	0.0	0.0	0.0	0.0	0.0	

Program Support

State of New Mexico

BU PCode
42000 P602

E4 PCode Detail
(Dollars in Thousands)

Fund	Account	2024-25 Actuals	2025-26 Opbud	2026-27 PCF Proj	FY 2027 Agency Request				Total	Justification
					GF	OSF	ISF/IAT	FF		
43300	545609	Report/Record Inter St Agency	1.8	0.0	0	0.0	0.0	0.0	0.0	0.0
43300	545700	ISD Services	90.2	9.0	0	0.0	0.0	0.0	0.0	0.0
43300	545710	DOIT HCM Assessment Fees	9.0	45.0	0	0.0	0.0	0.0	0.0	0.0
43300	545900	Printing & Photo Services	5.7	1.7	0	0.0	0.0	0.0	0.0	0.0
43300	546100	Postage & Mail Services	20.7	7.8	0	0.0	0.0	0.0	0.0	0.0
43300	546400	Rent Of Land & Buildings	17.4	46.0	0	0.0	0.0	0.0	0.0	0.0
43300	546500	Rent Of Equipment	53.5	17.2	0	0.0	0.0	0.0	0.0	0.0
43300	546600	Communications	0.0	0.7	0	0.0	0.0	0.0	0.0	0.0
43300	546610	DOIT Telecommunications	114.0	161.4	0	0.0	0.0	0.0	0.0	0.0
43300	546700	Subscriptions/Dues/License Fee	142.3	10.0	0	0.0	0.0	0.0	0.0	0.0
43300	546800	Employee Training & Education	11.4	31.9	0	0.0	0.0	0.0	0.0	0.0
43300	546900	Advertising	2.3	0.0	0	0.0	0.0	0.0	0.0	0.0
43300	547900	Miscellaneous Expense	(405.4)	10.8	0	0.0	0.0	0.0	0.0	0.0
43300	547999	Request to Pay Prior Year	2.9	9.8	0	0.0	0.0	0.0	0.0	0.0
43300	548200	Furniture & Fixtures	0.0	0.0	0	0.0	0.0	0.0	0.0	0.0
43300	548300	Information Tech Equipment	3.0	25.0	0	0.0	0.0	0.0	0.0	0.0
43300	548400	Other Equipment	0.0	0.0	0	0.0	0.0	0.0	0.0	0.0
43300	549600	Employee O/S Mileage & Fares	0.7	0.1	0	0.0	0.0	0.0	0.0	0.0
43300	549700	Employee O/S Meals & Lodging	0.6	0.0	0	0.0	0.0	0.0	0.0	0.0
	400 Other		188.5	684.6	0	0.0	0.0	0.0	0.0	0.0
TOTAL EXPENSE			2,385.5	4,159.9		0.0	0.0	0.0	0.0	0.0

Boards and Commissions

BU PCode
42000 P616

State of New Mexico

E4 PCode Detail
(Dollars in Thousands)

Fund	Account		2024-25	2025-26	2026-27	FY 2027 Agency Request				Justification	
			Actuals	Opbud	PCF Proj	GF	OSF	ISF/IAT	FF		Total
43300	520300	Classified Perm Positions F/T	0.0	28.5	0	0.0	0.0	0.0	0.0	0.0	
50150	520100	Exempt Perm Positions P/T&F/T	220.4	149.7	241.15	0.0	0.0	0.0	0.0	0.0	
50150	520200	Term Positions	40.8	0.0	0	0.0	0.0	0.0	0.0	0.0	
50150	520300	Classified Perm Positions F/T	4,934.1	5,681.5	5,987.77	0.0	0.0	0.0	0.0	0.0	
50150	520500	Temporary Positions F/T & P/T	0.0	0.0	0.96	0.0	0.0	0.0	0.0	0.0	
50150	520600	Paid Unused Sick Leave	9.7	0.0	0	0.0	0.0	0.0	0.0	0.0	
50150	520700	Overtime & Other Premium Pay	0.0	0.0	0	0.0	0.0	0.0	0.0	0.0	
50150	520800	Annl & Comp Paid At Separation	31.3	0.0	0	0.0	0.0	0.0	0.0	0.0	
50150	521100	Group Insurance Premium	583.2	741.9	997.97	0.0	0.0	0.0	0.0	0.0	
50150	521200	Retirement Contributions	1,071.3	1,300.0	1,157.24	0.0	0.0	0.0	0.0	0.0	
50150	521300	F I C A	410.9	451.2	381.93	0.0	0.0	0.0	0.0	0.0	
50150	521400	Workers' Comp Assessment Fee	0.7	1.0	0	0.0	0.0	0.0	0.0	0.0	
50150	521410	GSD Work Comp Insur Premium	18.0	35.5	0	0.0	0.0	0.0	0.0	0.0	
50150	521500	Unemployment Comp Premium	1.9	10.3	0	0.0	0.0	0.0	0.0	0.0	
50150	521600	Employee Liability Ins Premium	49.3	55.8	0	0.0	0.0	0.0	0.0	0.0	
50150	521700	RHC Act Contributions	111.4	126.6	120.3	0.0	0.0	0.0	0.0	0.0	
	200	Personal services and employee benef	7,482.9	8,582.0	8,887.31	0.0	0.0	0.0	0.0	0.0	
20110	542300	Brd & Comm Mbr Meals & Lodging	0.2	1.5	0	0.0	0.0	0.0	0.0	0.0	
20110	542310	Brd & Comm Mbr Mileage & Fares	0.7	0.0	0	0.0	0.0	0.0	0.0	0.0	
20110	542500	Transp - Fuel & Oil	0.2	0.0	0	0.0	0.0	0.0	0.0	0.0	
20110	542600	Transp - Parts & Supplies	0.0	0.0	0	0.0	0.0	0.0	0.0	0.0	
20110	543830	IT HW/SW Agreements	0.3	0.0	0	0.0	0.0	0.0	0.0	0.0	
20110	544000	Supply Inventory IT	0.0	0.0	0	0.0	0.0	0.0	0.0	0.0	
20110	544100	Supplies-Office Supplies	0.1	0.0	0	0.0	0.0	0.0	0.0	0.0	
20110	545600	Reporting & Recording	0.0	0.8	0	0.0	0.0	0.0	0.0	0.0	
20110	545700	ISD Services	0.1	0.0	0	0.0	0.0	0.0	0.0	0.0	
20110	545710	DOIT HCM Assessment Fees	0.0	0.0	0	0.0	0.0	0.0	0.0	0.0	
20110	545900	Printing & Photo Services	0.0	0.1	0	0.0	0.0	0.0	0.0	0.0	
20110	546100	Postage & Mail Services	0.6	0.4	0	0.0	0.0	0.0	0.0	0.0	
20110	546610	DOIT Telecommunications	0.4	0.0	0	0.0	0.0	0.0	0.0	0.0	
20110	546900	Advertising	0.0	1.5	0	0.0	0.0	0.0	0.0	0.0	
20110	548300	Information Tech Equipment	0.8	0.0	0	0.0	0.0	0.0	0.0	0.0	
20980	546900	Advertising	0.0	5.0	0	0.0	0.0	0.0	0.0	0.0	

Boards and Commissions

BU PCode
42000 P616

State of New Mexico

E4 PCode Detail
(Dollars in Thousands)

Fund	Account	2024-25 Actuals	2025-26 Opbud	2026-27 PCF Proj	FY 2027 Agency Request				Total	Justification
					GF	OSF	ISF/IAT	FF		
21100	542100	Employee I/S Mileage & Fares	0.0	0.0	0	0.0	0.0	0.0	0.0	0.0
21100	542300	Brd & Comm Mbr Meals & Lodging	0.0	0.0	0	0.0	0.0	0.0	0.0	0.0
21100	543830	IT HW/SW Agreements	0.2	0.0	0	0.0	0.0	0.0	0.0	0.0
21100	545710	DOIT HCM Assessment Fees	0.1	0.0	0	0.0	0.0	0.0	0.0	0.0
21100	546100	Postage & Mail Services	0.0	0.0	0	0.0	0.0	0.0	0.0	0.0
21100	548300	Information Tech Equipment	2.3	0.0	0	0.0	0.0	0.0	0.0	0.0
29700	542800	State Transp Pool Charges	1.9	0.0	0	0.0	0.0	0.0	0.0	0.0
29700	543830	IT HW/SW Agreements	0.9	0.0	0	0.0	0.0	0.0	0.0	0.0
29700	545700	ISD Services	8.4	0.0	0	0.0	0.0	0.0	0.0	0.0
29700	545710	DOIT HCM Assessment Fees	0.8	0.0	0	0.0	0.0	0.0	0.0	0.0
29700	546500	Rent Of Equipment	0.0	0.0	0	0.0	0.0	0.0	0.0	0.0
29700	546610	DOIT Telecommunications	0.6	0.0	0	0.0	0.0	0.0	0.0	0.0
29700	547900	Miscellaneous Expense	0.0	0.0	0	0.0	0.0	0.0	0.0	0.0
29700	548300	Information Tech Equipment	20.8	0.0	0	0.0	0.0	0.0	0.0	0.0
43300	542200	Employee I/S Meals & Lodging	0.0	0.0	0	0.0	0.0	0.0	0.0	0.0
43300	542300	Brd & Comm Mbr Meals & Lodging	0.8	0.0	0	0.0	0.0	0.0	0.0	0.0
43300	542310	Brd & Comm Mbr Mileage & Fares	0.8	0.0	0	0.0	0.0	0.0	0.0	0.0
43300	542500	Transp - Fuel & Oil	0.0	0.0	0	0.0	0.0	0.0	0.0	0.0
43300	542600	Transp - Parts & Supplies	0.0	0.0	0	0.0	0.0	0.0	0.0	0.0
43300	542700	Transp - Transp Insurance	0.0	0.0	0	0.0	0.0	0.0	0.0	0.0
43300	542800	State Transp Pool Charges	0.0	0.0	0	0.0	0.0	0.0	0.0	0.0
43300	543830	IT HW/SW Agreements	0.0	0.0	0	0.0	0.0	0.0	0.0	0.0
43300	544100	Supplies-Office Supplies	0.0	0.0	0	0.0	0.0	0.0	0.0	0.0
43300	545600	Reporting & Recording	0.0	0.0	0	0.0	0.0	0.0	0.0	0.0
43300	545710	DOIT HCM Assessment Fees	0.0	0.0	0	0.0	0.0	0.0	0.0	0.0
43300	546400	Rent Of Land & Buildings	13.0	0.0	0	0.0	0.0	0.0	0.0	0.0
43300	546610	DOIT Telecommunications	0.9	0.0	0	0.0	0.0	0.0	0.0	0.0
43300	546800	Employee Training & Education	0.3	0.0	0	0.0	0.0	0.0	0.0	0.0
43300	546810	Board Member Training	0.0	0.0	0	0.0	0.0	0.0	0.0	0.0
43300	548300	Information Tech Equipment	0.3	0.0	0	0.0	0.0	0.0	0.0	0.0
43900	542100	Employee I/S Mileage & Fares	0.0	0.3	0	0.0	0.0	0.0	0.0	0.0
43900	542200	Employee I/S Meals & Lodging	3.4	7.2	0	0.0	0.0	0.0	0.0	0.0
43900	542300	Brd & Comm Mbr Meals & Lodging	2.4	7.5	0	0.0	0.0	0.0	0.0	0.0
43900	542310	Brd & Comm Mbr Mileage & Fares	2.3	0.0	0	0.0	0.0	0.0	0.0	0.0

Boards and Commissions

State of New Mexico

BU PCode
42000 P616

E4 PCode Detail
(Dollars in Thousands)

Fund	Account		2024-25	2025-26	2026-27	FY 2027 Agency Request				Justification	
			Actuals	Opbud	PCF Proj	GF	OSF	ISF/IAT	FF		Total
43900	542500	Transp - Fuel & Oil	4.2	0.0	0	0.0	0.0	0.0	0.0	0.0	
43900	542600	Transp - Parts & Supplies	0.0	2.4	0	0.0	0.0	0.0	0.0	0.0	
43900	542800	State Transp Pool Charges	12.8	16.3	0	0.0	0.0	0.0	0.0	0.0	
43900	543820	Maintenance IT	0.0	36.0	0	0.0	0.0	0.0	0.0	0.0	
43900	543830	IT HW/SW Agreements	1.4	0.0	0	0.0	0.0	0.0	0.0	0.0	
43900	544000	Supply Inventory IT	5.7	5.0	0	0.0	0.0	0.0	0.0	0.0	
43900	544100	Supplies-Office Supplies	4.2	1.5	0	0.0	0.0	0.0	0.0	0.0	
43900	544400	Supplies-Field Supplies	0.0	0.4	0	0.0	0.0	0.0	0.0	0.0	
43900	544900	Supplies-Inventory Exempt	1.7	0.0	0	0.0	0.0	0.0	0.0	0.0	
43900	545600	Reporting & Recording	0.0	1.0	0	0.0	0.0	0.0	0.0	0.0	
43900	545700	ISD Services	3.0	0.0	0	0.0	0.0	0.0	0.0	0.0	
43900	545710	DOIT HCM Assessment Fees	3.3	0.4	0	0.0	0.0	0.0	0.0	0.0	
43900	545900	Printing & Photo Services	2.6	1.5	0	0.0	0.0	0.0	0.0	0.0	
43900	546100	Postage & Mail Services	18.7	9.0	0	0.0	0.0	0.0	0.0	0.0	
43900	546400	Rent Of Land & Buildings	2.4	0.0	0	0.0	0.0	0.0	0.0	0.0	
43900	546500	Rent Of Equipment	1.2	0.0	0	0.0	0.0	0.0	0.0	0.0	
43900	546600	Communications	0.0	2.8	0	0.0	0.0	0.0	0.0	0.0	
43900	546610	DOIT Telecommunications	40.6	0.9	0	0.0	0.0	0.0	0.0	0.0	
43900	546700	Subscriptions/Dues/License Fee	6.7	9.1	0	0.0	0.0	0.0	0.0	0.0	
43900	546800	Employee Training & Education	0.7	0.5	0	0.0	0.0	0.0	0.0	0.0	
43900	546900	Advertising	0.0	4.2	0	0.0	0.0	0.0	0.0	0.0	
43900	547900	Miscellaneous Expense	9.1	8.7	0	0.0	0.0	0.0	0.0	0.0	
43900	547999	Request to Pay Prior Year	0.6	0.0	0	0.0	0.0	0.0	0.0	0.0	
43900	548300	Information Tech Equipment	111.0	0.0	0	0.0	0.0	0.0	0.0	0.0	
43900	549600	Employee O/S Mileage & Fares	0.8	1.5	0	0.0	0.0	0.0	0.0	0.0	
43900	549700	Employee O/S Meals & Lodging	0.8	1.5	0	0.0	0.0	0.0	0.0	0.0	
43900	549800	Brd & Comm O/S Mileage & Fares	0.6	1.5	0	0.0	0.0	0.0	0.0	0.0	
43900	549900	Brd & Comm O/S Meals & Lodging	0.7	1.5	0	0.0	0.0	0.0	0.0	0.0	
44010	542200	Employee I/S Meals & Lodging	4.2	1.5	0	0.0	0.0	0.0	0.0	0.0	
44010	542300	Brd & Comm Mbr Meals & Lodging	1.4	5.0	0	0.0	0.0	0.0	0.0	0.0	
44010	542310	Brd & Comm Mbr Mileage & Fares	1.1	0.0	0	0.0	0.0	0.0	0.0	0.0	
44010	542500	Transp - Fuel & Oil	0.2	0.0	0	0.0	0.0	0.0	0.0	0.0	
44010	542600	Transp - Parts & Supplies	0.0	0.5	0	0.0	0.0	0.0	0.0	0.0	
44010	542800	State Transp Pool Charges	3.5	0.0	0	0.0	0.0	0.0	0.0	0.0	

Boards and Commissions

State of New Mexico

BU PCode
42000 P616

E4 PCode Detail
(Dollars in Thousands)

Fund	Account	2024-25 Actuals	2025-26 Opbud	2026-27 PCF Proj	FY 2027 Agency Request				Total	Justification
					GF	OSF	ISF/IAT	FF		
44010	543830	0.9	0.0	0	0.0	0.0	0.0	0.0	0.0	
44010	544000	0.7	2.5	0	0.0	0.0	0.0	0.0	0.0	
44010	544100	0.4	0.5	0	0.0	0.0	0.0	0.0	0.0	
44010	544400	0.0	0.5	0	0.0	0.0	0.0	0.0	0.0	
44010	544900	0.1	0.0	0	0.0	0.0	0.0	0.0	0.0	
44010	545600	0.0	2.5	0	0.0	0.0	0.0	0.0	0.0	
44010	545700	2.2	0.0	0	0.0	0.0	0.0	0.0	0.0	
44010	545710	1.5	0.0	0	0.0	0.0	0.0	0.0	0.0	
44010	545900	0.0	0.5	0	0.0	0.0	0.0	0.0	0.0	
44010	546100	1.3	0.5	0	0.0	0.0	0.0	0.0	0.0	
44010	546400	2.4	0.0	0	0.0	0.0	0.0	0.0	0.0	
44010	546500	0.0	0.0	0	0.0	0.0	0.0	0.0	0.0	
44010	546600	0.0	3.0	0	0.0	0.0	0.0	0.0	0.0	
44010	546610	33.0	0.0	0	0.0	0.0	0.0	0.0	0.0	
44010	546700	0.1	0.0	0	0.0	0.0	0.0	0.0	0.0	
44010	546800	0.0	0.8	0	0.0	0.0	0.0	0.0	0.0	
44010	546900	0.0	17.1	0	0.0	0.0	0.0	0.0	0.0	
44010	547900	4.1	0.5	0	0.0	0.0	0.0	0.0	0.0	
44010	548300	41.8	0.0	0	0.0	0.0	0.0	0.0	0.0	
44100	542200	2.3	0.0	0	0.0	0.0	0.0	0.0	0.0	
44100	542300	3.5	0.0	0	0.0	0.0	0.0	0.0	0.0	
44100	542310	3.1	0.0	0	0.0	0.0	0.0	0.0	0.0	
44100	542500	0.2	0.0	0	0.0	0.0	0.0	0.0	0.0	
44100	542600	0.0	0.0	0	0.0	0.0	0.0	0.0	0.0	
44100	543830	0.2	0.0	0	0.0	0.0	0.0	0.0	0.0	
44100	544000	0.1	7.4	0	0.0	0.0	0.0	0.0	0.0	
44100	544100	1.1	7.7	0	0.0	0.0	0.0	0.0	0.0	
44100	544400	0.0	5.3	0	0.0	0.0	0.0	0.0	0.0	
44100	545600	0.0	1.0	0	0.0	0.0	0.0	0.0	0.0	
44100	545700	0.3	0.0	0	0.0	0.0	0.0	0.0	0.0	
44100	545710	0.2	0.0	0	0.0	0.0	0.0	0.0	0.0	
44100	545900	1.7	1.2	0	0.0	0.0	0.0	0.0	0.0	
44100	546100	0.4	6.0	0	0.0	0.0	0.0	0.0	0.0	
44100	546600	0.0	0.3	0	0.0	0.0	0.0	0.0	0.0	

Boards and Commissions

State of New Mexico

BU PCode
42000 P616

E4 PCode Detail
(Dollars in Thousands)

Fund	Account	2024-25 Actuals	2025-26 Opbud	2026-27 PCF Proj	FY 2027 Agency Request				Total	Justification
					GF	OSF	ISF/IAT	FF		
44100	546610	0.7	5.7	0	0.0	0.0	0.0	0.0	0.0	DOIT Telecommunications
44100	546700	0.2	17.2	0	0.0	0.0	0.0	0.0	0.0	Subscriptions/Dues/License Fee
44100	546800	0.0	0.7	0	0.0	0.0	0.0	0.0	0.0	Employee Training & Education
44100	546810	0.2	0.0	0	0.0	0.0	0.0	0.0	0.0	Board Member Training
44100	546900	0.0	4.2	0	0.0	0.0	0.0	0.0	0.0	Advertising
44100	547900	3.8	0.5	0	0.0	0.0	0.0	0.0	0.0	Miscellaneous Expense
44100	549600	0.0	1.7	0	0.0	0.0	0.0	0.0	0.0	Employee O/S Mileage & Fares
44100	549700	0.1	1.0	0	0.0	0.0	0.0	0.0	0.0	Employee O/S Meals & Lodging
44100	549800	0.5	1.7	0	0.0	0.0	0.0	0.0	0.0	Brd & Comm O/S Mileage & Fares
44100	549900	1.1	1.0	0	0.0	0.0	0.0	0.0	0.0	Brd & Comm O/S Meals & Lodging
44200	542200	0.2	0.5	0	0.0	0.0	0.0	0.0	0.0	Employee I/S Meals & Lodging
44200	542300	0.4	2.0	0	0.0	0.0	0.0	0.0	0.0	Brd & Comm Mbr Meals & Lodging
44200	542500	0.2	0.0	0	0.0	0.0	0.0	0.0	0.0	Transp - Fuel & Oil
44200	542600	0.0	0.0	0	0.0	0.0	0.0	0.0	0.0	Transp - Parts & Supplies
44200	542800	1.4	0.0	0	0.0	0.0	0.0	0.0	0.0	State Transp Pool Charges
44200	543830	0.2	0.0	0	0.0	0.0	0.0	0.0	0.0	IT HW/SW Agreements
44200	544000	0.9	1.0	0	0.0	0.0	0.0	0.0	0.0	Supply Inventory IT
44200	544100	0.7	0.5	0	0.0	0.0	0.0	0.0	0.0	Supplies-Office Supplies
44200	544900	0.1	0.2	0	0.0	0.0	0.0	0.0	0.0	Supplies-Inventory Exempt
44200	545600	0.0	0.7	0	0.0	0.0	0.0	0.0	0.0	Reporting & Recording
44200	545710	0.6	0.0	0	0.0	0.0	0.0	0.0	0.0	DOIT HCM Assessment Fees
44200	545900	0.0	0.5	0	0.0	0.0	0.0	0.0	0.0	Printing & Photo Services
44200	546100	1.3	2.0	0	0.0	0.0	0.0	0.0	0.0	Postage & Mail Services
44200	546500	0.0	0.0	0	0.0	0.0	0.0	0.0	0.0	Rent Of Equipment
44200	546610	3.1	3.9	0	0.0	0.0	0.0	0.0	0.0	DOIT Telecommunications
44200	546700	1.5	40.1	0	0.0	0.0	0.0	0.0	0.0	Subscriptions/Dues/License Fee
44200	546800	0.0	1.0	0	0.0	0.0	0.0	0.0	0.0	Employee Training & Education
44200	546900	0.0	1.5	0	0.0	0.0	0.0	0.0	0.0	Advertising
44200	547900	0.0	12.3	0	0.0	0.0	0.0	0.0	0.0	Miscellaneous Expense
44200	548300	18.5	0.0	0	0.0	0.0	0.0	0.0	0.0	Information Tech Equipment
44200	549600	0.0	3.0	0	0.0	0.0	0.0	0.0	0.0	Employee O/S Mileage & Fares
44200	549700	0.0	2.0	0	0.0	0.0	0.0	0.0	0.0	Employee O/S Meals & Lodging
44200	549800	0.0	1.5	0	0.0	0.0	0.0	0.0	0.0	Brd & Comm O/S Mileage & Fares
44200	549900	0.0	0.5	0	0.0	0.0	0.0	0.0	0.0	Brd & Comm O/S Meals & Lodging

Boards and Commissions

State of New Mexico

BU PCode
42000 P616

E4 PCode Detail
(Dollars in Thousands)

Fund	Account		2024-25	2025-26	2026-27	FY 2027 Agency Request				Total	Justification
			Actuals	Opbud	PCF Proj	GF	OSF	ISF/IAT	FF		
44400	542200	Employee I/S Meals & Lodging	0.4	3.0	0	0.0	0.0	0.0	0.0	0.0	0.0
44400	542300	Brd & Comm Mbr Meals & Lodging	2.9	8.5	0	0.0	0.0	0.0	0.0	0.0	0.0
44400	542310	Brd & Comm Mbr Mileage & Fares	2.5	0.0	0	0.0	0.0	0.0	0.0	0.0	0.0
44400	542500	Transp - Fuel & Oil	0.2	0.0	0	0.0	0.0	0.0	0.0	0.0	0.0
44400	542600	Transp - Parts & Supplies	0.0	0.0	0	0.0	0.0	0.0	0.0	0.0	0.0
44400	542800	State Transp Pool Charges	1.9	0.0	0	0.0	0.0	0.0	0.0	0.0	0.0
44400	543830	IT HW/SW Agreements	0.2	0.0	0	0.0	0.0	0.0	0.0	0.0	0.0
44400	544000	Supply Inventory IT	1.4	8.0	0	0.0	0.0	0.0	0.0	0.0	0.0
44400	544100	Supplies-Office Supplies	1.5	5.0	0	0.0	0.0	0.0	0.0	0.0	0.0
44400	544700	Supplies-Clothing,Unifrms,Linen	0.4	0.0	0	0.0	0.0	0.0	0.0	0.0	0.0
44400	544900	Supplies-Inventory Exempt	0.2	0.0	0	0.0	0.0	0.0	0.0	0.0	0.0
44400	545600	Reporting & Recording	0.0	8.9	0	0.0	0.0	0.0	0.0	0.0	0.0
44400	545710	DOIT HCM Assessment Fees	0.7	15.0	0	0.0	0.0	0.0	0.0	0.0	0.0
44400	545900	Printing & Photo Services	0.1	4.5	0	0.0	0.0	0.0	0.0	0.0	0.0
44400	546100	Postage & Mail Services	2.4	9.5	0	0.0	0.0	0.0	0.0	0.0	0.0
44400	546400	Rent Of Land & Buildings	0.0	4.0	0	0.0	0.0	0.0	0.0	0.0	0.0
44400	546500	Rent Of Equipment	4.1	0.0	0	0.0	0.0	0.0	0.0	0.0	0.0
44400	546600	Communications	0.0	0.5	0	0.0	0.0	0.0	0.0	0.0	0.0
44400	546610	DOIT Telecommunications	0.0	16.8	0	0.0	0.0	0.0	0.0	0.0	0.0
44400	546700	Subscriptions/Dues/License Fee	0.5	89.8	0	0.0	0.0	0.0	0.0	0.0	0.0
44400	546800	Employee Training & Education	0.0	1.0	0	0.0	0.0	0.0	0.0	0.0	0.0
44400	546810	Board Member Training	0.9	1.0	0	0.0	0.0	0.0	0.0	0.0	0.0
44400	546900	Advertising	0.5	0.5	0	0.0	0.0	0.0	0.0	0.0	0.0
44400	547900	Miscellaneous Expense	9.2	2.0	0	0.0	0.0	0.0	0.0	0.0	0.0
44400	548300	Information Tech Equipment	26.5	0.0	0	0.0	0.0	0.0	0.0	0.0	0.0
44400	549600	Employee O/S Mileage & Fares	0.0	1.5	0	0.0	0.0	0.0	0.0	0.0	0.0
44400	549700	Employee O/S Meals & Lodging	0.0	1.5	0	0.0	0.0	0.0	0.0	0.0	0.0
44400	549800	Brd & Comm O/S Mileage & Fares	0.7	1.5	0	0.0	0.0	0.0	0.0	0.0	0.0
44400	549900	Brd & Comm O/S Meals & Lodging	0.9	1.5	0	0.0	0.0	0.0	0.0	0.0	0.0
44600	542300	Brd & Comm Mbr Meals & Lodging	1.1	3.0	0	0.0	0.0	0.0	0.0	0.0	0.0
44600	542310	Brd & Comm Mbr Mileage & Fares	1.7	0.0	0	0.0	0.0	0.0	0.0	0.0	0.0
44600	542500	Transp - Fuel & Oil	0.2	0.0	0	0.0	0.0	0.0	0.0	0.0	0.0
44600	542600	Transp - Parts & Supplies	0.0	0.0	0	0.0	0.0	0.0	0.0	0.0	0.0
44600	542800	State Transp Pool Charges	0.9	0.0	0	0.0	0.0	0.0	0.0	0.0	0.0

Boards and Commissions

State of New Mexico

BU PCode
42000 P616

E4 PCode Detail
(Dollars in Thousands)

Fund	Account	2024-25 Actuals	2025-26 Opbud	2026-27 PCF Proj	FY 2027 Agency Request				Total	Justification
					GF	OSF	ISF/IAT	FF		
44600	543830	0.2	0.0	0	0.0	0.0	0.0	0.0	0.0	
44600	544000	0.0	0.8	0	0.0	0.0	0.0	0.0	0.0	
44600	544100	0.1	0.4	0	0.0	0.0	0.0	0.0	0.0	
44600	544700	0.4	0.0	0	0.0	0.0	0.0	0.0	0.0	
44600	544900	0.0	0.0	0	0.0	0.0	0.0	0.0	0.0	
44600	545600	0.0	2.0	0	0.0	0.0	0.0	0.0	0.0	
44600	545700	0.2	0.0	0	0.0	0.0	0.0	0.0	0.0	
44600	545710	0.4	0.0	0	0.0	0.0	0.0	0.0	0.0	
44600	545900	0.0	0.4	0	0.0	0.0	0.0	0.0	0.0	
44600	546100	1.1	1.7	0	0.0	0.0	0.0	0.0	0.0	
44600	546500	0.0	0.0	0	0.0	0.0	0.0	0.0	0.0	
44600	546610	0.5	2.1	0	0.0	0.0	0.0	0.0	0.0	
44600	546700	1.3	14.8	0	0.0	0.0	0.0	0.0	0.0	
44600	546800	0.0	0.5	0	0.0	0.0	0.0	0.0	0.0	
44600	546810	1.1	0.8	0	0.0	0.0	0.0	0.0	0.0	
44600	546900	0.0	1.0	0	0.0	0.0	0.0	0.0	0.0	
44600	547900	4.4	3.5	0	0.0	0.0	0.0	0.0	0.0	
44600	548300	11.4	0.0	0	0.0	0.0	0.0	0.0	0.0	
44600	549800	1.1	2.0	0	0.0	0.0	0.0	0.0	0.0	
44600	549900	2.4	2.0	0	0.0	0.0	0.0	0.0	0.0	
44700	542100	0.0	0.5	0	0.0	0.0	0.0	0.0	0.0	
44700	542200	0.0	5.0	0	0.0	0.0	0.0	0.0	0.0	
44700	542300	6.0	21.0	0	0.0	0.0	0.0	0.0	0.0	
44700	542310	5.2	0.0	0	0.0	0.0	0.0	0.0	0.0	
44700	542500	0.2	0.0	0	0.0	0.0	0.0	0.0	0.0	
44700	542600	0.0	0.0	0	0.0	0.0	0.0	0.0	0.0	
44700	542800	5.3	0.0	0	0.0	0.0	0.0	0.0	0.0	
44700	543200	0.0	2.0	0	0.0	0.0	0.0	0.0	0.0	
44700	543830	1.2	0.0	0	0.0	0.0	0.0	0.0	0.0	
44700	544000	3.9	3.0	0	0.0	0.0	0.0	0.0	0.0	
44700	544100	1.7	2.0	0	0.0	0.0	0.0	0.0	0.0	
44700	544200	0.1	2.0	0	0.0	0.0	0.0	0.0	0.0	
44700	544900	0.3	0.5	0	0.0	0.0	0.0	0.0	0.0	
44700	545600	0.0	6.5	0	0.0	0.0	0.0	0.0	0.0	

Boards and Commissions

State of New Mexico

BU PCode
42000 P616

E4 PCode Detail
(Dollars in Thousands)

Fund	Account	2024-25 Actuals	2025-26 Opbud	2026-27 PCF Proj	FY 2027 Agency Request				Total	Justification
					GF	OSF	ISF/IAT	FF		
44700	545710	2.3	5.1	0	0.0	0.0	0.0	0.0	0.0	
44700	545900	3.7	1.5	0	0.0	0.0	0.0	0.0	0.0	
44700	546100	3.3	8.8	0	0.0	0.0	0.0	0.0	0.0	
44700	546500	1.4	0.0	0	0.0	0.0	0.0	0.0	0.0	
44700	546610	0.0	12.4	0	0.0	0.0	0.0	0.0	0.0	
44700	546700	4.8	127.7	0	0.0	0.0	0.0	0.0	0.0	
44700	546800	0.6	0.5	0	0.0	0.0	0.0	0.0	0.0	
44700	546810	0.7	0.5	0	0.0	0.0	0.0	0.0	0.0	
44700	546900	0.0	1.0	0	0.0	0.0	0.0	0.0	0.0	
44700	547900	0.1	4.9	0	0.0	0.0	0.0	0.0	0.0	
44700	548300	63.5	0.0	0	0.0	0.0	0.0	0.0	0.0	
44700	549600	0.0	2.0	0	0.0	0.0	0.0	0.0	0.0	
44700	549700	0.0	2.0	0	0.0	0.0	0.0	0.0	0.0	
44700	549800	0.9	3.0	0	0.0	0.0	0.0	0.0	0.0	
44700	549900	1.5	3.0	0	0.0	0.0	0.0	0.0	0.0	
44800	542300	0.9	3.0	0	0.0	0.0	0.0	0.0	0.0	
44800	542310	0.6	0.0	0	0.0	0.0	0.0	0.0	0.0	
44800	542500	0.2	0.0	0	0.0	0.0	0.0	0.0	0.0	
44800	542600	0.0	0.0	0	0.0	0.0	0.0	0.0	0.0	
44800	544000	0.1	0.5	0	0.0	0.0	0.0	0.0	0.0	
44800	544100	0.2	1.0	0	0.0	0.0	0.0	0.0	0.0	
44800	544700	0.1	0.0	0	0.0	0.0	0.0	0.0	0.0	
44800	545600	1.0	2.0	0	0.0	0.0	0.0	0.0	0.0	
44800	545700	0.4	0.0	0	0.0	0.0	0.0	0.0	0.0	
44800	545710	0.2	0.0	0	0.0	0.0	0.0	0.0	0.0	
44800	545900	0.0	1.0	0	0.0	0.0	0.0	0.0	0.0	
44800	546100	0.7	1.0	0	0.0	0.0	0.0	0.0	0.0	
44800	546600	0.0	0.3	0	0.0	0.0	0.0	0.0	0.0	
44800	546610	0.8	0.5	0	0.0	0.0	0.0	0.0	0.0	
44800	546700	0.0	5.5	0	0.0	0.0	0.0	0.0	0.0	
44800	546900	0.2	0.5	0	0.0	0.0	0.0	0.0	0.0	
44800	547900	3.3	0.5	0	0.0	0.0	0.0	0.0	0.0	
44800	548300	5.6	0.0	0	0.0	0.0	0.0	0.0	0.0	
44800	549600	0.0	1.0	0	0.0	0.0	0.0	0.0	0.0	

Boards and Commissions

State of New Mexico

BU PCode
42000 P616

E4 PCode Detail
(Dollars in Thousands)

Fund	Account	2024-25 Actuals	2025-26 Opbud	2026-27 PCF Proj	FY 2027 Agency Request				Total	Justification
					GF	OSF	ISF/IAT	FF		
44800	549700	Employee O/S Meals & Lodging	0.0	1.0	0	0.0	0.0	0.0	0.0	0.0
44800	549800	Brd & Comm O/S Mileage & Fares	0.0	1.0	0	0.0	0.0	0.0	0.0	0.0
44800	549900	Brd & Comm O/S Meals & Lodging	0.0	1.0	0	0.0	0.0	0.0	0.0	0.0
44900	542300	Brd & Comm Mbr Meals & Lodging	0.6	4.5	0	0.0	0.0	0.0	0.0	0.0
44900	542310	Brd & Comm Mbr Mileage & Fares	0.6	0.0	0	0.0	0.0	0.0	0.0	0.0
44900	542500	Transp - Fuel & Oil	0.2	0.0	0	0.0	0.0	0.0	0.0	0.0
44900	542600	Transp - Parts & Supplies	0.0	0.0	0	0.0	0.0	0.0	0.0	0.0
44900	542800	State Transp Pool Charges	0.8	0.0	0	0.0	0.0	0.0	0.0	0.0
44900	543830	IT HW/SW Agreements	0.2	0.0	0	0.0	0.0	0.0	0.0	0.0
44900	544000	Supply Inventory IT	0.0	0.2	0	0.0	0.0	0.0	0.0	0.0
44900	544100	Supplies-Office Supplies	0.0	0.4	0	0.0	0.0	0.0	0.0	0.0
44900	544700	Supplies-Clothing,Uniforms,Linen	0.5	0.0	0	0.0	0.0	0.0	0.0	0.0
44900	544900	Supplies-Inventory Exempt	0.0	0.0	0	0.0	0.0	0.0	0.0	0.0
44900	545600	Reporting & Recording	0.4	1.0	0	0.0	0.0	0.0	0.0	0.0
44900	545700	ISD Services	0.1	0.0	0	0.0	0.0	0.0	0.0	0.0
44900	545710	DOIT HCM Assessment Fees	0.3	0.0	0	0.0	0.0	0.0	0.0	0.0
44900	546100	Postage & Mail Services	0.3	1.0	0	0.0	0.0	0.0	0.0	0.0
44900	546500	Rent Of Equipment	0.0	0.0	0	0.0	0.0	0.0	0.0	0.0
44900	546600	Communications	0.0	0.1	0	0.0	0.0	0.0	0.0	0.0
44900	546610	DOIT Telecommunications	0.2	2.7	0	0.0	0.0	0.0	0.0	0.0
44900	546700	Subscriptions/Dues/License Fee	2.0	9.2	0	0.0	0.0	0.0	0.0	0.0
44900	546800	Employee Training & Education	0.0	0.1	0	0.0	0.0	0.0	0.0	0.0
44900	546900	Advertising	0.1	0.8	0	0.0	0.0	0.0	0.0	0.0
44900	547900	Miscellaneous Expense	8.5	1.0	0	0.0	0.0	0.0	0.0	0.0
44900	548300	Information Tech Equipment	8.9	0.0	0	0.0	0.0	0.0	0.0	0.0
45000	542100	Employee I/S Mileage & Fares	0.0	2.0	0	0.0	0.0	0.0	0.0	0.0
45000	542200	Employee I/S Meals & Lodging	0.1	5.0	0	0.0	0.0	0.0	0.0	0.0
45000	542300	Brd & Comm Mbr Meals & Lodging	1.8	0.0	0	0.0	0.0	0.0	0.0	0.0
45000	542310	Brd & Comm Mbr Mileage & Fares	1.1	0.0	0	0.0	0.0	0.0	0.0	0.0
45000	542500	Transp - Fuel & Oil	0.2	0.0	0	0.0	0.0	0.0	0.0	0.0
45000	542600	Transp - Parts & Supplies	0.0	0.0	0	0.0	0.0	0.0	0.0	0.0
45000	543830	IT HW/SW Agreements	0.2	0.0	0	0.0	0.0	0.0	0.0	0.0
45000	543900	Other Maintenance	0.0	1.0	0	0.0	0.0	0.0	0.0	0.0
45000	544000	Supply Inventory IT	0.2	5.0	0	0.0	0.0	0.0	0.0	0.0

Boards and Commissions

State of New Mexico

BU PCode
42000 P616

E4 PCode Detail
(Dollars in Thousands)

Fund	Account	2024-25 Actuals	2025-26 Opbud	2026-27 PCF Proj	FY 2027 Agency Request				Total	Justification
					GF	OSF	ISF/IAT	FF		
45000	544100	Supplies-Office Supplies	0.4	0.0	0	0.0	0.0	0.0	0.0	0.0
45000	544700	Supplies-Clothng,Unifrms,Linen	0.1	0.0	0	0.0	0.0	0.0	0.0	0.0
45000	544800	Supplies-Education&Recreation	0.0	1.0	0	0.0	0.0	0.0	0.0	0.0
45000	544900	Supplies-Inventory Exempt	0.0	6.0	0	0.0	0.0	0.0	0.0	0.0
45000	545710	DOIT HCM Assessment Fees	0.3	0.0	0	0.0	0.0	0.0	0.0	0.0
45000	545810	GCD Radio Communications Svcs	0.0	1.0	0	0.0	0.0	0.0	0.0	0.0
45000	546000	Building Use Fee GSD	0.0	1.5	0	0.0	0.0	0.0	0.0	0.0
45000	546100	Postage & Mail Services	1.0	0.0	0	0.0	0.0	0.0	0.0	0.0
45000	546500	Rent Of Equipment	0.0	1.4	0	0.0	0.0	0.0	0.0	0.0
45000	546610	DOIT Telecommunications	2.1	10.1	0	0.0	0.0	0.0	0.0	0.0
45000	546709	Subscription & Due Interagency	0.0	1.0	0	0.0	0.0	0.0	0.0	0.0
45000	546800	Employee Training & Education	0.0	0.0	0	0.0	0.0	0.0	0.0	0.0
45000	546810	Board Member Training	0.0	1.5	0	0.0	0.0	0.0	0.0	0.0
45000	547800	Debt Service-Interest	0.0	1.5	0	0.0	0.0	0.0	0.0	0.0
45000	547900	Miscellaneous Expense	3.0	0.0	0	0.0	0.0	0.0	0.0	0.0
45000	548300	Information Tech Equipment	7.7	0.0	0	0.0	0.0	0.0	0.0	0.0
45000	548900	Buildings & Structures	0.0	1.0	0	0.0	0.0	0.0	0.0	0.0
45000	549600	Employee O/S Mileage & Fares	0.0	1.0	0	0.0	0.0	0.0	0.0	0.0
45000	549700	Employee O/S Meals & Lodging	0.0	1.0	0	0.0	0.0	0.0	0.0	0.0
45000	549800	Brd & Comm O/S Mileage & Fares	0.0	1.0	0	0.0	0.0	0.0	0.0	0.0
45100	542200	Employee I/S Meals & Lodging	0.0	1.0	0	0.0	0.0	0.0	0.0	0.0
45100	542300	Brd & Comm Mbr Meals & Lodging	0.9	5.3	0	0.0	0.0	0.0	0.0	0.0
45100	542310	Brd & Comm Mbr Mileage & Fares	0.6	0.0	0	0.0	0.0	0.0	0.0	0.0
45100	542500	Transp - Fuel & Oil	0.2	0.0	0	0.0	0.0	0.0	0.0	0.0
45100	542600	Transp - Parts & Supplies	0.0	0.0	0	0.0	0.0	0.0	0.0	0.0
45100	542800	State Transp Pool Charges	0.9	0.0	0	0.0	0.0	0.0	0.0	0.0
45100	543830	IT HW/SW Agreements	0.2	0.0	0	0.0	0.0	0.0	0.0	0.0
45100	544000	Supply Inventory IT	0.0	1.0	0	0.0	0.0	0.0	0.0	0.0
45100	544100	Supplies-Office Supplies	0.1	1.0	0	0.0	0.0	0.0	0.0	0.0
45100	544700	Supplies-Clothng,Unifrms,Linen	0.5	0.0	0	0.0	0.0	0.0	0.0	0.0
45100	544900	Supplies-Inventory Exempt	0.0	0.0	0	0.0	0.0	0.0	0.0	0.0
45100	545600	Reporting & Recording	0.0	1.0	0	0.0	0.0	0.0	0.0	0.0
45100	545700	ISD Services	0.1	0.0	0	0.0	0.0	0.0	0.0	0.0
45100	545710	DOIT HCM Assessment Fees	0.5	0.0	0	0.0	0.0	0.0	0.0	0.0

Boards and Commissions

State of New Mexico

BU PCode
42000 P616

E4 PCode Detail
(Dollars in Thousands)

Fund	Account	2024-25 Actuals	2025-26 Opbud	2026-27 PCF Proj	FY 2027 Agency Request				Total	Justification
					GF	OSF	ISF/IAT	FF		
45100	545900	0.0	1.0	0	0.0	0.0	0.0	0.0	0.0	
45100	546100	0.4	1.0	0	0.0	0.0	0.0	0.0	0.0	
45100	546400	0.0	0.5	0	0.0	0.0	0.0	0.0	0.0	
45100	546500	0.0	0.0	0	0.0	0.0	0.0	0.0	0.0	
45100	546610	0.3	1.8	0	0.0	0.0	0.0	0.0	0.0	
45100	546700	0.9	18.2	0	0.0	0.0	0.0	0.0	0.0	
45100	546800	0.0	1.0	0	0.0	0.0	0.0	0.0	0.0	
45100	546900	0.0	1.0	0	0.0	0.0	0.0	0.0	0.0	
45100	547900	9.5	1.5	0	0.0	0.0	0.0	0.0	0.0	
45100	548300	10.4	0.0	0	0.0	0.0	0.0	0.0	0.0	
45100	549800	0.0	1.0	0	0.0	0.0	0.0	0.0	0.0	
45100	549900	0.0	1.0	0	0.0	0.0	0.0	0.0	0.0	
45300	542200	0.0	0.0	0	0.0	0.0	0.0	0.0	0.0	
45300	542300	0.0	0.0	0	0.0	0.0	0.0	0.0	0.0	
45300	542800	0.0	0.0	0	0.0	0.0	0.0	0.0	0.0	
45300	543830	0.0	0.0	0	0.0	0.0	0.0	0.0	0.0	
45300	544000	0.0	0.0	0	0.0	0.0	0.0	0.0	0.0	
45300	544100	0.0	0.0	0	0.0	0.0	0.0	0.0	0.0	
45300	545600	0.0	0.0	0	0.0	0.0	0.0	0.0	0.0	
45300	545710	0.0	0.0	0	0.0	0.0	0.0	0.0	0.0	
45300	545900	0.0	0.0	0	0.0	0.0	0.0	0.0	0.0	
45300	546100	0.0	0.0	0	0.0	0.0	0.0	0.0	0.0	
45300	546500	0.0	0.0	0	0.0	0.0	0.0	0.0	0.0	
45300	546610	0.0	0.0	0	0.0	0.0	0.0	0.0	0.0	
45300	546700	0.0	0.0	0	0.0	0.0	0.0	0.0	0.0	
45300	546900	0.0	0.0	0	0.0	0.0	0.0	0.0	0.0	
45300	547900	0.0	0.0	0	0.0	0.0	0.0	0.0	0.0	
45300	548300	0.0	0.0	0	0.0	0.0	0.0	0.0	0.0	
45300	549600	0.0	0.0	0	0.0	0.0	0.0	0.0	0.0	
45300	549700	0.0	0.0	0	0.0	0.0	0.0	0.0	0.0	
45300	549800	0.0	0.0	0	0.0	0.0	0.0	0.0	0.0	
45300	549900	0.0	0.0	0	0.0	0.0	0.0	0.0	0.0	
45400	542200	0.2	1.0	0	0.0	0.0	0.0	0.0	0.0	
45400	542300	1.1	4.5	0	0.0	0.0	0.0	0.0	0.0	

Boards and Commissions

State of New Mexico

BU PCode
42000 P616

E4 PCode Detail
(Dollars in Thousands)

Fund	Account	2024-25 Actuals	2025-26 Opbud	2026-27 PCF Proj	FY 2027 Agency Request				Total	Justification
					GF	OSF	ISF/IAT	FF		
45400	542310	0.6	0.0	0	0.0	0.0	0.0	0.0	0.0	
45400	542500	0.2	0.0	0	0.0	0.0	0.0	0.0	0.0	
45400	542600	0.1	0.0	0	0.0	0.0	0.0	0.0	0.0	
45400	542800	1.9	0.0	0	0.0	0.0	0.0	0.0	0.0	
45400	543830	0.2	0.0	0	0.0	0.0	0.0	0.0	0.0	
45400	544000	2.0	1.5	0	0.0	0.0	0.0	0.0	0.0	
45400	544100	2.4	1.5	0	0.0	0.0	0.0	0.0	0.0	
45400	544900	0.1	0.0	0	0.0	0.0	0.0	0.0	0.0	
45400	545600	0.3	2.0	0	0.0	0.0	0.0	0.0	0.0	
45400	545700	0.5	0.0	0	0.0	0.0	0.0	0.0	0.0	
45400	545710	0.9	6.0	0	0.0	0.0	0.0	0.0	0.0	
45400	545900	0.0	0.5	0	0.0	0.0	0.0	0.0	0.0	
45400	546100	0.6	2.0	0	0.0	0.0	0.0	0.0	0.0	
45400	546500	0.0	0.0	0	0.0	0.0	0.0	0.0	0.0	
45400	546610	1.1	5.3	0	0.0	0.0	0.0	0.0	0.0	
45400	546700	2.8	54.7	0	0.0	0.0	0.0	0.0	0.0	
45400	546800	0.0	1.5	0	0.0	0.0	0.0	0.0	0.0	
45400	546810	0.0	1.5	0	0.0	0.0	0.0	0.0	0.0	
45400	546900	0.7	2.7	0	0.0	0.0	0.0	0.0	0.0	
45400	547900	22.0	0.5	0	0.0	0.0	0.0	0.0	0.0	
45400	548300	22.8	0.0	0	0.0	0.0	0.0	0.0	0.0	
45400	549600	0.0	1.5	0	0.0	0.0	0.0	0.0	0.0	
45400	549700	0.0	1.5	0	0.0	0.0	0.0	0.0	0.0	
45400	549800	0.0	1.5	0	0.0	0.0	0.0	0.0	0.0	
45400	549900	0.0	1.5	0	0.0	0.0	0.0	0.0	0.0	
45500	542200	0.0	2.0	0	0.0	0.0	0.0	0.0	0.0	
45500	542300	1.0	5.0	0	0.0	0.0	0.0	0.0	0.0	
45500	542310	3.0	0.0	0	0.0	0.0	0.0	0.0	0.0	
45500	542500	0.2	0.0	0	0.0	0.0	0.0	0.0	0.0	
45500	542600	0.1	0.0	0	0.0	0.0	0.0	0.0	0.0	
45500	542800	2.7	0.0	0	0.0	0.0	0.0	0.0	0.0	
45500	543830	0.9	0.0	0	0.0	0.0	0.0	0.0	0.0	
45500	544000	1.8	2.0	0	0.0	0.0	0.0	0.0	0.0	
45500	544100	0.8	2.0	0	0.0	0.0	0.0	0.0	0.0	

Boards and Commissions

State of New Mexico

BU PCode
42000 P616

E4 PCode Detail
(Dollars in Thousands)

Fund	Account	2024-25 Actuals	2025-26 Opbud	2026-27 PCF Proj	FY 2027 Agency Request				Total	Justification
					GF	OSF	ISF/IAT	FF		
45500	544900	Supplies-Inventory Exempt	0.2	1.0	0	0.0	0.0	0.0	0.0	0.0
45500	545600	Reporting & Recording	0.0	8.0	0	0.0	0.0	0.0	0.0	0.0
45500	545710	DOIT HCM Assessment Fees	1.2	0.0	0	0.0	0.0	0.0	0.0	0.0
45500	545900	Printing & Photo Services	0.0	2.0	0	0.0	0.0	0.0	0.0	0.0
45500	546100	Postage & Mail Services	2.0	2.0	0	0.0	0.0	0.0	0.0	0.0
45500	546500	Rent Of Equipment	0.0	0.0	0	0.0	0.0	0.0	0.0	0.0
45500	546610	DOIT Telecommunications	3.8	5.3	0	0.0	0.0	0.0	0.0	0.0
45500	546700	Subscriptions/Dues/License Fee	2.5	54.7	0	0.0	0.0	0.0	0.0	0.0
45500	546800	Employee Training & Education	0.0	2.0	0	0.0	0.0	0.0	0.0	0.0
45500	546810	Board Member Training	0.0	7.0	0	0.0	0.0	0.0	0.0	0.0
45500	546900	Advertising	0.2	0.0	0	0.0	0.0	0.0	0.0	0.0
45500	547900	Miscellaneous Expense	24.0	7.3	0	0.0	0.0	0.0	0.0	0.0
45500	548300	Information Tech Equipment	33.2	0.0	0	0.0	0.0	0.0	0.0	0.0
45500	549600	Employee O/S Mileage & Fares	0.0	1.5	0	0.0	0.0	0.0	0.0	0.0
45500	549700	Employee O/S Meals & Lodging	0.0	1.5	0	0.0	0.0	0.0	0.0	0.0
45500	549800	Brd & Comm O/S Mileage & Fares	0.0	1.5	0	0.0	0.0	0.0	0.0	0.0
45500	549900	Brd & Comm O/S Meals & Lodging	0.0	1.5	0	0.0	0.0	0.0	0.0	0.0
45600	542200	Employee I/S Meals & Lodging	1.7	3.5	0	0.0	0.0	0.0	0.0	0.0
45600	542300	Brd & Comm Mbr Meals & Lodging	0.7	3.0	0	0.0	0.0	0.0	0.0	0.0
45600	542310	Brd & Comm Mbr Mileage & Fares	0.7	0.0	0	0.0	0.0	0.0	0.0	0.0
45600	542500	Transp - Fuel & Oil	0.2	0.0	0	0.0	0.0	0.0	0.0	0.0
45600	542600	Transp - Parts & Supplies	0.0	0.0	0	0.0	0.0	0.0	0.0	0.0
45600	542800	State Transp Pool Charges	1.2	0.0	0	0.0	0.0	0.0	0.0	0.0
45600	543830	IT HW/SW Agreements	0.2	0.0	0	0.0	0.0	0.0	0.0	0.0
45600	544000	Supply Inventory IT	0.1	2.0	0	0.0	0.0	0.0	0.0	0.0
45600	544100	Supplies-Office Supplies	0.1	1.0	0	0.0	0.0	0.0	0.0	0.0
45600	544700	Supplies-Clothng,Unifrms,Linen	0.5	0.0	0	0.0	0.0	0.0	0.0	0.0
45600	544900	Supplies-Inventory Exempt	0.0	0.0	0	0.0	0.0	0.0	0.0	0.0
45600	545600	Reporting & Recording	0.0	2.0	0	0.0	0.0	0.0	0.0	0.0
45600	545700	ISD Services	0.3	0.0	0	0.0	0.0	0.0	0.0	0.0
45600	545710	DOIT HCM Assessment Fees	0.5	0.0	0	0.0	0.0	0.0	0.0	0.0
45600	545900	Printing & Photo Services	0.0	1.0	0	0.0	0.0	0.0	0.0	0.0
45600	546100	Postage & Mail Services	0.8	2.0	0	0.0	0.0	0.0	0.0	0.0
45600	546500	Rent Of Equipment	0.0	0.0	0	0.0	0.0	0.0	0.0	0.0

Boards and Commissions

State of New Mexico

BU PCode
42000 P616

E4 PCode Detail
(Dollars in Thousands)

Fund	Account	2024-25 Actuals	2025-26 Opbud	2026-27 PCF Proj	FY 2027 Agency Request				Total	Justification
					GF	OSF	ISF/IAT	FF		
45600	546610	0.6	10.8	0	0.0	0.0	0.0	0.0	0.0	
45600	546700	0.3	30.0	0	0.0	0.0	0.0	0.0	0.0	
45600	546800	0.0	1.0	0	0.0	0.0	0.0	0.0	0.0	
45600	546900	0.0	2.0	0	0.0	0.0	0.0	0.0	0.0	
45600	547900	10.0	3.0	0	0.0	0.0	0.0	0.0	0.0	
45600	548300	13.8	0.0	0	0.0	0.0	0.0	0.0	0.0	
45600	549600	0.0	1.0	0	0.0	0.0	0.0	0.0	0.0	
45600	549700	0.0	1.0	0	0.0	0.0	0.0	0.0	0.0	
45600	549800	0.0	1.0	0	0.0	0.0	0.0	0.0	0.0	
45600	549900	0.0	1.0	0	0.0	0.0	0.0	0.0	0.0	
45700	542300	0.0	1.6	0	0.0	0.0	0.0	0.0	0.0	
45700	542500	0.2	0.0	0	0.0	0.0	0.0	0.0	0.0	
45700	542600	0.0	0.0	0	0.0	0.0	0.0	0.0	0.0	
45700	542800	2.1	0.0	0	0.0	0.0	0.0	0.0	0.0	
45700	543830	0.2	0.0	0	0.0	0.0	0.0	0.0	0.0	
45700	544000	0.4	0.0	0	0.0	0.0	0.0	0.0	0.0	
45700	544100	0.1	0.4	0	0.0	0.0	0.0	0.0	0.0	
45700	544900	0.0	0.0	0	0.0	0.0	0.0	0.0	0.0	
45700	545700	0.0	0.0	0	0.0	0.0	0.0	0.0	0.0	
45700	545710	0.9	0.0	0	0.0	0.0	0.0	0.0	0.0	
45700	546100	0.0	0.0	0	0.0	0.0	0.0	0.0	0.0	
45700	546400	1.9	0.0	0	0.0	0.0	0.0	0.0	0.0	
45700	546500	0.0	0.0	0	0.0	0.0	0.0	0.0	0.0	
45700	546610	0.1	0.0	0	0.0	0.0	0.0	0.0	0.0	
45700	546700	0.0	0.0	0	0.0	0.0	0.0	0.0	0.0	
45700	546800	0.0	0.0	0	0.0	0.0	0.0	0.0	0.0	
45700	546900	0.0	0.0	0	0.0	0.0	0.0	0.0	0.0	
45700	547900	0.0	0.0	0	0.0	0.0	0.0	0.0	0.0	
45700	548300	23.5	0.0	0	0.0	0.0	0.0	0.0	0.0	
45900	542200	0.0	1.3	0	0.0	0.0	0.0	0.0	0.0	
45900	542300	0.6	3.5	0	0.0	0.0	0.0	0.0	0.0	
45900	542310	0.3	0.0	0	0.0	0.0	0.0	0.0	0.0	
45900	542500	0.2	0.0	0	0.0	0.0	0.0	0.0	0.0	
45900	542600	0.1	0.0	0	0.0	0.0	0.0	0.0	0.0	

Boards and Commissions

State of New Mexico

BU PCode
42000 P616

E4 PCode Detail
(Dollars in Thousands)

Fund	Account	2024-25 Actuals	2025-26 Opbud	2026-27 PCF Proj	FY 2027 Agency Request				Total	Justification
					GF	OSF	ISF/IAT	FF		
45900	543200	Maint - Furn, Fixt, Equipment	0.0	0.5	0	0.0	0.0	0.0	0.0	0.0
45900	543830	IT HW/SW Agreements	0.2	0.0	0	0.0	0.0	0.0	0.0	0.0
45900	544000	Supply Inventory IT	0.8	3.0	0	0.0	0.0	0.0	0.0	0.0
45900	544100	Supplies-Office Supplies	1.8	1.0	0	0.0	0.0	0.0	0.0	0.0
45900	544700	Supplies-Clothing,Uniforms,Linen	0.1	0.0	0	0.0	0.0	0.0	0.0	0.0
45900	544900	Supplies-Inventory Exempt	0.0	0.0	0	0.0	0.0	0.0	0.0	0.0
45900	545600	Reporting & Recording	0.0	1.3	0	0.0	0.0	0.0	0.0	0.0
45900	545710	DOIT HCM Assessment Fees	0.3	0.0	0	0.0	0.0	0.0	0.0	0.0
45900	545900	Printing & Photo Services	0.0	1.0	0	0.0	0.0	0.0	0.0	0.0
45900	546100	Postage & Mail Services	3.5	4.0	0	0.0	0.0	0.0	0.0	0.0
45900	546800	Employee Training & Education	0.0	1.0	0	0.0	0.0	0.0	0.0	0.0
45900	546900	Advertising	0.0	1.0	0	0.0	0.0	0.0	0.0	0.0
45900	547900	Miscellaneous Expense	3.0	6.0	0	0.0	0.0	0.0	0.0	0.0
45900	548300	Information Tech Equipment	9.2	0.0	0	0.0	0.0	0.0	0.0	0.0
46000	542300	Brd & Comm Mbr Meals & Lodging	0.5	2.7	0	0.0	0.0	0.0	0.0	0.0
46000	542500	Transp - Fuel & Oil	0.2	0.0	0	0.0	0.0	0.0	0.0	0.0
46000	542600	Transp - Parts & Supplies	0.0	0.0	0	0.0	0.0	0.0	0.0	0.0
46000	542800	State Transp Pool Charges	3.6	0.0	0	0.0	0.0	0.0	0.0	0.0
46000	543830	IT HW/SW Agreements	0.2	0.0	0	0.0	0.0	0.0	0.0	0.0
46000	544000	Supply Inventory IT	2.9	0.1	0	0.0	0.0	0.0	0.0	0.0
46000	544100	Supplies-Office Supplies	0.7	0.2	0	0.0	0.0	0.0	0.0	0.0
46000	544900	Supplies-Inventory Exempt	0.0	0.0	0	0.0	0.0	0.0	0.0	0.0
46000	545600	Reporting & Recording	0.0	0.5	0	0.0	0.0	0.0	0.0	0.0
46000	545700	ISD Services	0.1	0.0	0	0.0	0.0	0.0	0.0	0.0
46000	545710	DOIT HCM Assessment Fees	1.6	0.0	0	0.0	0.0	0.0	0.0	0.0
46000	545900	Printing & Photo Services	0.0	0.1	0	0.0	0.0	0.0	0.0	0.0
46000	546100	Postage & Mail Services	0.0	0.3	0	0.0	0.0	0.0	0.0	0.0
46000	546400	Rent Of Land & Buildings	2.1	0.0	0	0.0	0.0	0.0	0.0	0.0
46000	546500	Rent Of Equipment	0.1	0.0	0	0.0	0.0	0.0	0.0	0.0
46000	546600	Communications	0.0	0.1	0	0.0	0.0	0.0	0.0	0.0
46000	546610	DOIT Telecommunications	0.3	14.6	0	0.0	0.0	0.0	0.0	0.0
46000	546700	Subscriptions/Dues/License Fee	6.7	28.6	0	0.0	0.0	0.0	0.0	0.0
46000	546800	Employee Training & Education	0.6	0.0	0	0.0	0.0	0.0	0.0	0.0
46000	546900	Advertising	0.0	1.2	0	0.0	0.0	0.0	0.0	0.0

Boards and Commissions

State of New Mexico

BU PCode
42000 P616

E4 PCode Detail
(Dollars in Thousands)

Fund	Account	2024-25 Actuals	2025-26 Opbud	2026-27 PCF Proj	FY 2027 Agency Request				Total	Justification
					GF	OSF	ISF/IAT	FF		
46000	547900	Miscellaneous Expense	42.4	1.2	0	0.0	0.0	0.0	0.0	0.0
46000	548300	Information Tech Equipment	39.4	0.0	0	0.0	0.0	0.0	0.0	0.0
46000	549600	Employee O/S Mileage & Fares	0.0	0.5	0	0.0	0.0	0.0	0.0	0.0
46000	549700	Employee O/S Meals & Lodging	0.0	0.5	0	0.0	0.0	0.0	0.0	0.0
46000	549800	Brd & Comm O/S Mileage & Fares	0.0	0.4	0	0.0	0.0	0.0	0.0	0.0
46000	549900	Brd & Comm O/S Meals & Lodging	0.0	0.4	0	0.0	0.0	0.0	0.0	0.0
46400	542100	Employee I/S Mileage & Fares	0.0	3.0	0	0.0	0.0	0.0	0.0	0.0
46400	542200	Employee I/S Meals & Lodging	19.1	8.0	0	0.0	0.0	0.0	0.0	0.0
46400	542300	Brd & Comm Mbr Meals & Lodging	2.3	8.0	0	0.0	0.0	0.0	0.0	0.0
46400	542310	Brd & Comm Mbr Mileage & Fares	2.2	0.0	0	0.0	0.0	0.0	0.0	0.0
46400	542500	Transp - Fuel & Oil	9.7	6.0	0	0.0	0.0	0.0	0.0	0.0
46400	542600	Transp - Parts & Supplies	0.8	1.0	0	0.0	0.0	0.0	0.0	0.0
46400	542700	Transp - Transp Insurance	0.0	0.6	0	0.0	0.0	0.0	0.0	0.0
46400	542800	State Transp Pool Charges	10.2	31.3	0	0.0	0.0	0.0	0.0	0.0
46400	543200	Maint - Furn, Fixt, Equipment	0.0	2.2	0	0.0	0.0	0.0	0.0	0.0
46400	543300	Maint - Buildings & Structures	0.1	0.0	0	0.0	0.0	0.0	0.0	0.0
46400	543830	IT HW/SW Agreements	1.7	105.0	0	0.0	0.0	0.0	0.0	0.0
46400	544000	Supply Inventory IT	17.7	10.0	0	0.0	0.0	0.0	0.0	0.0
46400	544100	Supplies-Office Supplies	2.4	4.0	0	0.0	0.0	0.0	0.0	0.0
46400	544400	Supplies-Field Supplies	15.6	5.0	0	0.0	0.0	0.0	0.0	0.0
46400	544700	Supplies-Clothing,Uniforms,Linen	1.6	3.0	0	0.0	0.0	0.0	0.0	0.0
46400	544900	Supplies-Inventory Exempt	4.8	0.8	0	0.0	0.0	0.0	0.0	0.0
46400	545600	Reporting & Recording	0.0	5.0	0	0.0	0.0	0.0	0.0	0.0
46400	545700	ISD Services	0.1	0.0	0	0.0	0.0	0.0	0.0	0.0
46400	545710	DOIT HCM Assessment Fees	5.3	8.0	0	0.0	0.0	0.0	0.0	0.0
46400	545900	Printing & Photo Services	1.5	8.0	0	0.0	0.0	0.0	0.0	0.0
46400	546100	Postage & Mail Services	0.0	33.4	0	0.0	0.0	0.0	0.0	0.0
46400	546400	Rent Of Land & Buildings	48.7	2.6	0	0.0	0.0	0.0	0.0	0.0
46400	546500	Rent Of Equipment	0.9	7.0	0	0.0	0.0	0.0	0.0	0.0
46400	546610	DOIT Telecommunications	11.3	49.8	0	0.0	0.0	0.0	0.0	0.0
46400	546700	Subscriptions/Dues/License Fee	19.8	506.1	0	0.0	0.0	0.0	0.0	0.0
46400	546800	Employee Training & Education	8.2	21.0	0	0.0	0.0	0.0	0.0	0.0
46400	546810	Board Member Training	3.5	6.0	0	0.0	0.0	0.0	0.0	0.0
46400	546900	Advertising	3.6	5.0	0	0.0	0.0	0.0	0.0	0.0

Boards and Commissions

State of New Mexico

BU PCode
42000 P616

E4 PCode Detail
(Dollars in Thousands)

Fund	Account	2024-25 Actuals	2025-26 Opbud	2026-27 PCF Proj	FY 2027 Agency Request				Total	Justification
					GF	OSF	ISF/IAT	FF		
46400	547900	Miscellaneous Expense	185.4	3.1	0	0.0	0.0	0.0	0.0	0.0
46400	547999	Request to Pay Prior Year	0.4	0.0	0	0.0	0.0	0.0	0.0	0.0
46400	548300	Information Tech Equipment	234.3	0.0	0	0.0	0.0	0.0	0.0	0.0
46400	549600	Employee O/S Mileage & Fares	0.0	5.0	0	0.0	0.0	0.0	0.0	0.0
46400	549700	Employee O/S Meals & Lodging	0.0	5.0	0	0.0	0.0	0.0	0.0	0.0
46400	549800	Brd & Comm O/S Mileage & Fares	0.0	1.0	0	0.0	0.0	0.0	0.0	0.0
46400	549900	Brd & Comm O/S Meals & Lodging	0.0	1.5	0	0.0	0.0	0.0	0.0	0.0
46500	542200	Employee I/S Meals & Lodging	0.1	2.0	0	0.0	0.0	0.0	0.0	0.0
46500	542300	Brd & Comm Mbr Meals & Lodging	3.6	17.4	0	0.0	0.0	0.0	0.0	0.0
46500	542310	Brd & Comm Mbr Mileage & Fares	4.3	0.0	0	0.0	0.0	0.0	0.0	0.0
46500	542500	Transp - Fuel & Oil	0.2	0.0	0	0.0	0.0	0.0	0.0	0.0
46500	542600	Transp - Parts & Supplies	0.1	0.0	0	0.0	0.0	0.0	0.0	0.0
46500	542800	State Transp Pool Charges	2.4	0.0	0	0.0	0.0	0.0	0.0	0.0
46500	543830	IT HW/SW Agreements	1.4	0.0	0	0.0	0.0	0.0	0.0	0.0
46500	544000	Supply Inventory IT	0.1	7.5	0	0.0	0.0	0.0	0.0	0.0
46500	544100	Supplies-Office Supplies	0.6	6.0	0	0.0	0.0	0.0	0.0	0.0
46500	544900	Supplies-Inventory Exempt	0.0	0.0	0	0.0	0.0	0.0	0.0	0.0
46500	545600	Reporting & Recording	0.0	7.0	0	0.0	0.0	0.0	0.0	0.0
46500	545700	ISD Services	0.5	0.0	0	0.0	0.0	0.0	0.0	0.0
46500	545710	DOIT HCM Assessment Fees	1.0	11.0	0	0.0	0.0	0.0	0.0	0.0
46500	545900	Printing & Photo Services	0.5	1.0	0	0.0	0.0	0.0	0.0	0.0
46500	546100	Postage & Mail Services	0.2	10.0	0	0.0	0.0	0.0	0.0	0.0
46500	546400	Rent Of Land & Buildings	2.1	0.0	0	0.0	0.0	0.0	0.0	0.0
46500	546500	Rent Of Equipment	0.8	0.0	0	0.0	0.0	0.0	0.0	0.0
46500	546610	DOIT Telecommunications	1.0	12.7	0	0.0	0.0	0.0	0.0	0.0
46500	546700	Subscriptions/Dues/License Fee	0.6	33.8	0	0.0	0.0	0.0	0.0	0.0
46500	546800	Employee Training & Education	0.6	1.5	0	0.0	0.0	0.0	0.0	0.0
46500	546900	Advertising	0.0	1.0	0	0.0	0.0	0.0	0.0	0.0
46500	547900	Miscellaneous Expense	0.0	3.5	0	0.0	0.0	0.0	0.0	0.0
46500	547999	Request to Pay Prior Year	4.6	0.0	0	0.0	0.0	0.0	0.0	0.0
46500	548300	Information Tech Equipment	26.8	0.0	0	0.0	0.0	0.0	0.0	0.0
46500	549600	Employee O/S Mileage & Fares	0.0	3.0	0	0.0	0.0	0.0	0.0	0.0
46500	549700	Employee O/S Meals & Lodging	0.0	3.0	0	0.0	0.0	0.0	0.0	0.0
46500	549800	Brd & Comm O/S Mileage & Fares	0.0	3.5	0	0.0	0.0	0.0	0.0	0.0

Boards and Commissions

State of New Mexico

BU PCode
42000 P616

E4 PCode Detail
(Dollars in Thousands)

Fund	Account		2024-25	2025-26	2026-27	FY 2027 Agency Request				Justification	
			Actuals	Opbud	PCF Proj	GF	OSF	ISF/IAT	FF		Total
46500	549900	Brd & Comm O/S Meals & Lodging	0.0	3.5	0	0.0	0.0	0.0	0.0	0.0	0.0
46600	542200	Employee I/S Meals & Lodging	0.0	8.0	0	0.0	0.0	0.0	0.0	0.0	0.0
46600	542300	Brd & Comm Mbr Meals & Lodging	1.4	8.0	0	0.0	0.0	0.0	0.0	0.0	0.0
46600	542310	Brd & Comm Mbr Mileage & Fares	0.4	0.0	0	0.0	0.0	0.0	0.0	0.0	0.0
46600	542500	Transp - Fuel & Oil	4.1	0.0	0	0.0	0.0	0.0	0.0	0.0	0.0
46600	542600	Transp - Parts & Supplies	0.1	3.0	0	0.0	0.0	0.0	0.0	0.0	0.0
46600	542800	State Transp Pool Charges	6.7	0.0	0	0.0	0.0	0.0	0.0	0.0	0.0
46600	543200	Maint - Furn, Fixt, Equipment	0.0	4.0	0	0.0	0.0	0.0	0.0	0.0	0.0
46600	543830	IT HW/SW Agreements	1.9	0.0	0	0.0	0.0	0.0	0.0	0.0	0.0
46600	544000	Supply Inventory IT	6.8	5.1	0	0.0	0.0	0.0	0.0	0.0	0.0
46600	544100	Supplies-Office Supplies	1.4	4.0	0	0.0	0.0	0.0	0.0	0.0	0.0
46600	544900	Supplies-Inventory Exempt	1.0	4.0	0	0.0	0.0	0.0	0.0	0.0	0.0
46600	545600	Reporting & Recording	0.0	4.0	0	0.0	0.0	0.0	0.0	0.0	0.0
46600	545710	DOIT HCM Assessment Fees	2.9	5.0	0	0.0	0.0	0.0	0.0	0.0	0.0
46600	545900	Printing & Photo Services	0.6	10.0	0	0.0	0.0	0.0	0.0	0.0	0.0
46600	546100	Postage & Mail Services	0.0	7.0	0	0.0	0.0	0.0	0.0	0.0	0.0
46600	546400	Rent Of Land & Buildings	12.6	25.8	0	0.0	0.0	0.0	0.0	0.0	0.0
46600	546500	Rent Of Equipment	0.9	5.5	0	0.0	0.0	0.0	0.0	0.0	0.0
46600	546610	DOIT Telecommunications	10.4	10.7	0	0.0	0.0	0.0	0.0	0.0	0.0
46600	546700	Subscriptions/Dues/License Fee	5.9	109.5	0	0.0	0.0	0.0	0.0	0.0	0.0
46600	546800	Employee Training & Education	0.6	5.0	0	0.0	0.0	0.0	0.0	0.0	0.0
46600	546810	Board Member Training	0.0	4.0	0	0.0	0.0	0.0	0.0	0.0	0.0
46600	546900	Advertising	0.0	3.0	0	0.0	0.0	0.0	0.0	0.0	0.0
46600	547900	Miscellaneous Expense	5.4	12.3	0	0.0	0.0	0.0	0.0	0.0	0.0
46600	548300	Information Tech Equipment	86.9	0.0	0	0.0	0.0	0.0	0.0	0.0	0.0
46600	549600	Employee O/S Mileage & Fares	0.0	3.0	0	0.0	0.0	0.0	0.0	0.0	0.0
46600	549700	Employee O/S Meals & Lodging	0.0	3.0	0	0.0	0.0	0.0	0.0	0.0	0.0
46600	549800	Brd & Comm O/S Mileage & Fares	0.0	3.0	0	0.0	0.0	0.0	0.0	0.0	0.0
46600	549900	Brd & Comm O/S Meals & Lodging	0.1	3.0	0	0.0	0.0	0.0	0.0	0.0	0.0
46700	542100	Employee I/S Mileage & Fares	0.0	0.4	0	0.0	0.0	0.0	0.0	0.0	0.0
46700	542200	Employee I/S Meals & Lodging	0.0	10.0	0	0.0	0.0	0.0	0.0	0.0	0.0
46700	542300	Brd & Comm Mbr Meals & Lodging	2.9	21.0	0	0.0	0.0	0.0	0.0	0.0	0.0
46700	542310	Brd & Comm Mbr Mileage & Fares	2.8	0.0	0	0.0	0.0	0.0	0.0	0.0	0.0
46700	542500	Transp - Fuel & Oil	0.2	0.0	0	0.0	0.0	0.0	0.0	0.0	0.0

Boards and Commissions

State of New Mexico

BU PCode
42000 P616

E4 PCode Detail
(Dollars in Thousands)

Fund	Account	2024-25 Actuals	2025-26 Opbud	2026-27 PCF Proj	FY 2027 Agency Request				Total	Justification
					GF	OSF	ISF/IAT	FF		
46700	542600	0.1	0.0	0	0.0	0.0	0.0	0.0	0.0	
46700	542800	4.6	0.0	0	0.0	0.0	0.0	0.0	0.0	
46700	543200	0.0	1.2	0	0.0	0.0	0.0	0.0	0.0	
46700	543830	1.2	0.0	0	0.0	0.0	0.0	0.0	0.0	
46700	544000	6.4	15.0	0	0.0	0.0	0.0	0.0	0.0	
46700	544100	4.8	3.0	0	0.0	0.0	0.0	0.0	0.0	
46700	544700	0.0	0.5	0	0.0	0.0	0.0	0.0	0.0	
46700	544900	0.6	0.4	0	0.0	0.0	0.0	0.0	0.0	
46700	545600	0.0	14.0	0	0.0	0.0	0.0	0.0	0.0	
46700	545710	2.2	0.0	0	0.0	0.0	0.0	0.0	0.0	
46700	545900	0.5	4.0	0	0.0	0.0	0.0	0.0	0.0	
46700	546100	0.0	5.0	0	0.0	0.0	0.0	0.0	0.0	
46700	546400	24.9	45.0	0	0.0	0.0	0.0	0.0	0.0	
46700	546500	0.8	6.0	0	0.0	0.0	0.0	0.0	0.0	
46700	546610	0.0	2.3	0	0.0	0.0	0.0	0.0	0.0	
46700	546700	4.3	23.7	0	0.0	0.0	0.0	0.0	0.0	
46700	546800	0.6	2.0	0	0.0	0.0	0.0	0.0	0.0	
46700	546810	0.0	3.0	0	0.0	0.0	0.0	0.0	0.0	
46700	546900	0.0	4.8	0	0.0	0.0	0.0	0.0	0.0	
46700	547900	41.4	12.6	0	0.0	0.0	0.0	0.0	0.0	
46700	548300	67.8	0.0	0	0.0	0.0	0.0	0.0	0.0	
46700	549600	0.0	2.0	0	0.0	0.0	0.0	0.0	0.0	
46700	549700	0.0	2.9	0	0.0	0.0	0.0	0.0	0.0	
46700	549800	0.0	2.0	0	0.0	0.0	0.0	0.0	0.0	
46700	549900	0.0	2.6	0	0.0	0.0	0.0	0.0	0.0	
46900	542100	0.1	0.0	0	0.0	0.0	0.0	0.0	0.0	
46900	542200	0.1	2.0	0	0.0	0.0	0.0	0.0	0.0	
46900	542300	2.5	6.0	0	0.0	0.0	0.0	0.0	0.0	
46900	542310	1.7	0.0	0	0.0	0.0	0.0	0.0	0.0	
46900	542500	0.2	0.0	0	0.0	0.0	0.0	0.0	0.0	
46900	542600	0.0	0.0	0	0.0	0.0	0.0	0.0	0.0	
46900	542800	2.0	0.0	0	0.0	0.0	0.0	0.0	0.0	
46900	543830	0.2	0.0	0	0.0	0.0	0.0	0.0	0.0	
46900	544000	0.5	17.0	0	0.0	0.0	0.0	0.0	0.0	

Boards and Commissions

State of New Mexico

BU PCode
42000 P616

E4 PCode Detail
(Dollars in Thousands)

Fund	Account	2024-25 Actuals	2025-26 Opbud	2026-27 PCF Proj	FY 2027 Agency Request				Total	Justification
					GF	OSF	ISF/IAT	FF		
46900	544100	Supplies-Office Supplies	1.2	51.0	0	0.0	0.0	0.0	0.0	0.0
46900	544700	Supplies-Clothng,Unifrms,Linen	0.5	0.0	0	0.0	0.0	0.0	0.0	0.0
46900	544900	Supplies-Inventory Exempt	0.1	0.0	0	0.0	0.0	0.0	0.0	0.0
46900	545600	Reporting & Recording	0.1	2.0	0	0.0	0.0	0.0	0.0	0.0
46900	545710	DOIT HCM Assessment Fees	0.9	0.0	0	0.0	0.0	0.0	0.0	0.0
46900	545900	Printing & Photo Services	3.1	0.5	0	0.0	0.0	0.0	0.0	0.0
46900	546100	Postage & Mail Services	5.3	13.5	0	0.0	0.0	0.0	0.0	0.0
46900	546500	Rent Of Equipment	1.8	0.0	0	0.0	0.0	0.0	0.0	0.0
46900	546610	DOIT Telecommunications	0.0	19.4	0	0.0	0.0	0.0	0.0	0.0
46900	546700	Subscriptions/Dues/License Fee	0.3	55.6	0	0.0	0.0	0.0	0.0	0.0
46900	546800	Employee Training & Education	0.6	1.0	0	0.0	0.0	0.0	0.0	0.0
46900	546810	Board Member Training	0.0	0.5	0	0.0	0.0	0.0	0.0	0.0
46900	546900	Advertising	0.1	1.5	0	0.0	0.0	0.0	0.0	0.0
46900	547900	Miscellaneous Expense	12.0	7.0	0	0.0	0.0	0.0	0.0	0.0
46900	548300	Information Tech Equipment	27.5	0.0	0	0.0	0.0	0.0	0.0	0.0
46900	549600	Employee O/S Mileage & Fares	0.0	3.5	0	0.0	0.0	0.0	0.0	0.0
46900	549700	Employee O/S Meals & Lodging	0.0	3.5	0	0.0	0.0	0.0	0.0	0.0
46900	549800	Brd & Comm O/S Mileage & Fares	0.0	1.0	0	0.0	0.0	0.0	0.0	0.0
46900	549900	Brd & Comm O/S Meals & Lodging	0.0	1.2	0	0.0	0.0	0.0	0.0	0.0
47100	542100	Employee I/S Mileage & Fares	0.0	0.4	0	0.0	0.0	0.0	0.0	0.0
47100	542200	Employee I/S Meals & Lodging	0.0	1.5	0	0.0	0.0	0.0	0.0	0.0
47100	542300	Brd & Comm Mbr Meals & Lodging	0.8	8.7	0	0.0	0.0	0.0	0.0	0.0
47100	542310	Brd & Comm Mbr Mileage & Fares	0.5	0.0	0	0.0	0.0	0.0	0.0	0.0
47100	542500	Transp - Fuel & Oil	0.2	0.0	0	0.0	0.0	0.0	0.0	0.0
47100	542600	Transp - Parts & Supplies	0.1	0.3	0	0.0	0.0	0.0	0.0	0.0
47100	542800	State Transp Pool Charges	0.8	0.0	0	0.0	0.0	0.0	0.0	0.0
47100	543830	IT HW/SW Agreements	0.6	1.5	0	0.0	0.0	0.0	0.0	0.0
47100	544000	Supply Inventory IT	0.1	1.5	0	0.0	0.0	0.0	0.0	0.0
47100	544100	Supplies-Office Supplies	0.2	0.0	0	0.0	0.0	0.0	0.0	0.0
47100	544700	Supplies-Clothng,Unifrms,Linen	0.4	0.0	0	0.0	0.0	0.0	0.0	0.0
47100	544900	Supplies-Inventory Exempt	0.0	2.5	0	0.0	0.0	0.0	0.0	0.0
47100	545600	Reporting & Recording	1.0	0.8	0	0.0	0.0	0.0	0.0	0.0
47100	545700	ISD Services	0.4	0.0	0	0.0	0.0	0.0	0.0	0.0
47100	545710	DOIT HCM Assessment Fees	0.4	0.0	0	0.0	0.0	0.0	0.0	0.0

Boards and Commissions

State of New Mexico

BU PCode
42000 P616

E4 PCode Detail
(Dollars in Thousands)

Fund	Account	2024-25 Actuals	2025-26 Opbud	2026-27 PCF Proj	FY 2027 Agency Request				Total	Justification
					GF	OSF	ISF/IAT	FF		
47100	545900	0.0	2.0	0	0.0	0.0	0.0	0.0	0.0	
47100	546100	0.9	0.0	0	0.0	0.0	0.0	0.0	0.0	
47100	546500	0.0	0.0	0	0.0	0.0	0.0	0.0	0.0	
47100	546610	0.8	0.9	0	0.0	0.0	0.0	0.0	0.0	
47100	546700	0.0	9.1	0	0.0	0.0	0.0	0.0	0.0	
47100	546800	0.0	1.5	0	0.0	0.0	0.0	0.0	0.0	
47100	546900	2.9	1.9	0	0.0	0.0	0.0	0.0	0.0	
47100	547900	5.0	0.0	0	0.0	0.0	0.0	0.0	0.0	
47100	548300	9.5	0.0	0	0.0	0.0	0.0	0.0	0.0	
47300	542200	0.0	2.0	0	0.0	0.0	0.0	0.0	0.0	
47300	542300	2.2	5.5	0	0.0	0.0	0.0	0.0	0.0	
47300	542310	1.0	0.0	0	0.0	0.0	0.0	0.0	0.0	
47300	542500	0.2	0.0	0	0.0	0.0	0.0	0.0	0.0	
47300	542600	0.1	0.0	0	0.0	0.0	0.0	0.0	0.0	
47300	542800	0.8	0.0	0	0.0	0.0	0.0	0.0	0.0	
47300	543830	0.2	0.0	0	0.0	0.0	0.0	0.0	0.0	
47300	544000	0.2	11.5	0	0.0	0.0	0.0	0.0	0.0	
47300	544100	1.5	87.0	0	0.0	0.0	0.0	0.0	0.0	
47300	544700	0.1	0.0	0	0.0	0.0	0.0	0.0	0.0	
47300	544900	0.1	0.0	0	0.0	0.0	0.0	0.0	0.0	
47300	545600	0.6	2.0	0	0.0	0.0	0.0	0.0	0.0	
47300	545710	0.3	0.0	0	0.0	0.0	0.0	0.0	0.0	
47300	545900	0.0	1.5	0	0.0	0.0	0.0	0.0	0.0	
47300	546100	0.1	8.0	0	0.0	0.0	0.0	0.0	0.0	
47300	546610	0.8	0.0	0	0.0	0.0	0.0	0.0	0.0	
47300	546700	0.5	0.0	0	0.0	0.0	0.0	0.0	0.0	
47300	546800	0.0	2.0	0	0.0	0.0	0.0	0.0	0.0	
47300	546810	0.3	0.0	0	0.0	0.0	0.0	0.0	0.0	
47300	546900	0.1	2.0	0	0.0	0.0	0.0	0.0	0.0	
47300	547900	3.0	2.5	0	0.0	0.0	0.0	0.0	0.0	
47300	547999	0.7	0.0	0	0.0	0.0	0.0	0.0	0.0	
47300	548300	11.6	0.0	0	0.0	0.0	0.0	0.0	0.0	
47300	549600	0.0	1.5	0	0.0	0.0	0.0	0.0	0.0	
47300	549700	0.0	1.5	0	0.0	0.0	0.0	0.0	0.0	

Boards and Commissions

BU PCode
42000 P616

State of New Mexico

E4 PCode Detail
(Dollars in Thousands)

Fund	Account	2024-25 Actuals	2025-26 Opbud	2026-27 PCF Proj	FY 2027 Agency Request				Total	Justification
					GF	OSF	ISF/IAT	FF		
47300	549800	Brd & Comm O/S Mileage & Fares	0.5	1.5	0	0.0	0.0	0.0	0.0	0.0
47300	549900	Brd & Comm O/S Meals & Lodging	0.4	1.5	0	0.0	0.0	0.0	0.0	0.0
47400	542200	Employee I/S Meals & Lodging	0.0	1.0	0	0.0	0.0	0.0	0.0	0.0
47400	542300	Brd & Comm Mbr Meals & Lodging	0.5	3.0	0	0.0	0.0	0.0	0.0	0.0
47400	542310	Brd & Comm Mbr Mileage & Fares	0.3	0.0	0	0.0	0.0	0.0	0.0	0.0
47400	542500	Transp - Fuel & Oil	0.2	0.0	0	0.0	0.0	0.0	0.0	0.0
47400	542600	Transp - Parts & Supplies	0.1	0.0	0	0.0	0.0	0.0	0.0	0.0
47400	543830	IT HW/SW Agreements	0.2	0.0	0	0.0	0.0	0.0	0.0	0.0
47400	544000	Supply Inventory IT	0.1	5.5	0	0.0	0.0	0.0	0.0	0.0
47400	544100	Supplies-Office Supplies	0.3	31.0	0	0.0	0.0	0.0	0.0	0.0
47400	545600	Reporting & Recording	0.1	1.5	0	0.0	0.0	0.0	0.0	0.0
47400	545700	ISD Services	0.3	0.0	0	0.0	0.0	0.0	0.0	0.0
47400	545710	DOIT HCM Assessment Fees	0.1	0.0	0	0.0	0.0	0.0	0.0	0.0
47400	545900	Printing & Photo Services	0.0	0.9	0	0.0	0.0	0.0	0.0	0.0
47400	546100	Postage & Mail Services	0.5	1.8	0	0.0	0.0	0.0	0.0	0.0
47400	546610	DOIT Telecommunications	1.2	0.0	0	0.0	0.0	0.0	0.0	0.0
47400	546900	Advertising	0.8	2.0	0	0.0	0.0	0.0	0.0	0.0
47400	547900	Miscellaneous Expense	0.5	0.0	0	0.0	0.0	0.0	0.0	0.0
47400	548300	Information Tech Equipment	2.6	0.0	0	0.0	0.0	0.0	0.0	0.0
47500	542200	Employee I/S Meals & Lodging	0.0	2.0	0	0.0	0.0	0.0	0.0	0.0
47500	542300	Brd & Comm Mbr Meals & Lodging	0.8	2.5	0	0.0	0.0	0.0	0.0	0.0
47500	542310	Brd & Comm Mbr Mileage & Fares	0.6	0.0	0	0.0	0.0	0.0	0.0	0.0
47500	542500	Transp - Fuel & Oil	0.2	0.0	0	0.0	0.0	0.0	0.0	0.0
47500	542600	Transp - Parts & Supplies	0.1	0.0	0	0.0	0.0	0.0	0.0	0.0
47500	543830	IT HW/SW Agreements	0.2	0.0	0	0.0	0.0	0.0	0.0	0.0
47500	544000	Supply Inventory IT	0.0	0.5	0	0.0	0.0	0.0	0.0	0.0
47500	544100	Supplies-Office Supplies	0.0	0.6	0	0.0	0.0	0.0	0.0	0.0
47500	544900	Supplies-Inventory Exempt	0.0	0.0	0	0.0	0.0	0.0	0.0	0.0
47500	545600	Reporting & Recording	0.0	0.5	0	0.0	0.0	0.0	0.0	0.0
47500	545700	ISD Services	0.1	0.0	0	0.0	0.0	0.0	0.0	0.0
47500	545710	DOIT HCM Assessment Fees	0.1	0.0	0	0.0	0.0	0.0	0.0	0.0
47500	545900	Printing & Photo Services	0.0	0.5	0	0.0	0.0	0.0	0.0	0.0
47500	546100	Postage & Mail Services	0.1	0.5	0	0.0	0.0	0.0	0.0	0.0
47500	546600	Communications	0.0	0.3	0	0.0	0.0	0.0	0.0	0.0

Boards and Commissions

State of New Mexico

BU PCode
42000 P616

E4 PCode Detail
(Dollars in Thousands)

Fund	Account	2024-25 Actuals	2025-26 Opbud	2026-27 PCF Proj	FY 2027 Agency Request				Total	Justification
					GF	OSF	ISF/IAT	FF		
47500	546610	DOIT Telecommunications	0.2	0.0	0	0.0	0.0	0.0	0.0	0.0
47500	546900	Advertising	0.1	0.3	0	0.0	0.0	0.0	0.0	0.0
47500	547900	Miscellaneous Expense	0.7	0.4	0	0.0	0.0	0.0	0.0	0.0
47500	548300	Information Tech Equipment	2.1	0.0	0	0.0	0.0	0.0	0.0	0.0
64300	542100	Employee I/S Mileage & Fares	0.0	0.0	0	0.0	0.0	0.0	0.0	0.0
64300	542200	Employee I/S Meals & Lodging	0.0	0.0	0	0.0	0.0	0.0	0.0	0.0
64300	542300	Brd & Comm Mbr Meals & Lodging	0.0	0.0	0	0.0	0.0	0.0	0.0	0.0
64300	543830	IT HW/SW Agreements	0.2	0.0	0	0.0	0.0	0.0	0.0	0.0
64300	544000	Supply Inventory IT	0.0	0.0	0	0.0	0.0	0.0	0.0	0.0
64300	544900	Supplies-Inventory Exempt	0.0	0.0	0	0.0	0.0	0.0	0.0	0.0
64300	545710	DOIT HCM Assessment Fees	0.1	0.0	0	0.0	0.0	0.0	0.0	0.0
64300	546100	Postage & Mail Services	0.0	0.0	0	0.0	0.0	0.0	0.0	0.0
64300	548300	Information Tech Equipment	2.3	0.0	0	0.0	0.0	0.0	0.0	0.0
	400	Other	2,144.1	3,014.7	0	0.0	0.0	0.0	0.0	0.0
20110	555106	OFU - INTRA-Agency	27.4	18.0	0	0.0	0.0	0.0	0.0	0.0
20980	555106	OFU - INTRA-Agency	37.0	10.0	0	0.0	0.0	0.0	0.0	0.0
21100	555106	OFU - INTRA-Agency	8.5	0.0	0	0.0	0.0	0.0	0.0	0.0
29700	555106	OFU - INTRA-Agency	2.9	0.0	0	0.0	0.0	0.0	0.0	0.0
43300	555106	OFU - INTRA-Agency	9.9	459.9	0	0.0	0.0	0.0	0.0	0.0
43900	555106	OFU - INTRA-Agency	1,441.4	1,406.3	0	0.0	0.0	0.0	0.0	0.0
44010	555106	OFU - INTRA-Agency	117.0	232.6	0	0.0	0.0	0.0	0.0	0.0
44100	555106	OFU - INTRA-Agency	49.4	60.9	0	0.0	0.0	0.0	0.0	0.0
44200	555106	OFU - INTRA-Agency	121.0	5.0	0	0.0	0.0	0.0	0.0	0.0
44400	555106	OFU - INTRA-Agency	432.9	726.0	0	0.0	0.0	0.0	0.0	0.0
44500	555106	OFU - INTRA-Agency	1.0	0.0	0	0.0	0.0	0.0	0.0	0.0
44600	555106	OFU - INTRA-Agency	140.5	170.0	0	0.0	0.0	0.0	0.0	0.0
44700	555106	OFU - INTRA-Agency	675.0	79.2	0	0.0	0.0	0.0	0.0	0.0
44800	555106	OFU - INTRA-Agency	16.9	79.2	0	0.0	0.0	0.0	0.0	0.0
44900	555106	OFU - INTRA-Agency	32.2	26.2	0	0.0	0.0	0.0	0.0	0.0
45000	555106	OFU - INTRA-Agency	78.1	205.0	0	0.0	0.0	0.0	0.0	0.0
45100	555106	OFU - INTRA-Agency	94.3	46.9	0	0.0	0.0	0.0	0.0	0.0
45300	555100	Other Financing Uses	65.9	0.0	0	0.0	0.0	0.0	0.0	0.0
45300	555106	OFU - INTRA-Agency	0.0	0.0	0	0.0	0.0	0.0	0.0	0.0
45400	555106	OFU - INTRA-Agency	179.3	229.3	0	0.0	0.0	0.0	0.0	0.0

Boards and Commissions

State of New Mexico

BU PCode
42000 P616

E4 PCode Detail
(Dollars in Thousands)

Fund	Account		2024-25 Actuals	2025-26 Opbud	2026-27 PCF Proj	FY 2027 Agency Request				Total	Justification
						GF	OSF	ISF/IAT	FF		
45500	555106	OFU - INTRA-Agency	194.7	590.7	0	0.0	0.0	0.0	0.0	0.0	
45600	555106	OFU - INTRA-Agency	138.0	104.0	0	0.0	0.0	0.0	0.0	0.0	
45900	555106	OFU - INTRA-Agency	344.6	476.4	0	0.0	0.0	0.0	0.0	0.0	
46000	555106	OFU - INTRA-Agency	11.8	38.1	0	0.0	0.0	0.0	0.0	0.0	
46400	555106	OFU - INTRA-Agency	3,752.7	2,934.2	0	0.0	0.0	0.0	0.0	0.0	
46500	555106	OFU - INTRA-Agency	206.2	0.0	0	0.0	0.0	0.0	0.0	0.0	
46600	555106	OFU - INTRA-Agency	544.9	106.2	0	0.0	0.0	0.0	0.0	0.0	
46700	555106	OFU - INTRA-Agency	1,232.0	1,240.9	0	0.0	0.0	0.0	0.0	0.0	
46900	555106	OFU - INTRA-Agency	277.4	648.8	0	0.0	0.0	0.0	0.0	0.0	
47100	555106	OFU - INTRA-Agency	9.3	0.0	0	0.0	0.0	0.0	0.0	0.0	
47300	555106	OFU - INTRA-Agency	157.2	264.8	0	0.0	0.0	0.0	0.0	0.0	
47400	555106	OFU - INTRA-Agency	104.1	204.1	0	0.0	0.0	0.0	0.0	0.0	
47500	555106	OFU - INTRA-Agency	22.8	31.4	0	0.0	0.0	0.0	0.0	0.0	
50150	555106	OFU - INTRA-Agency	255.0	0.0	0	0.0	0.0	0.0	0.0	0.0	
64300	555106	OFU - INTRA-Agency	10.2	0.0	0	0.0	0.0	0.0	0.0	0.0	
	500	Other financing uses	10,791.5	10,394.1	0	0.0	0.0	0.0	0.0	0.0	
TOTAL EXPENSE			20,418.6	21,990.8		0.0	0.0	0.0	0.0	0.0	

Securities

BU PCode
42000 P617

State of New Mexico

E4 PCode Detail
(Dollars in Thousands)

Fund	Account		2024-25	2025-26	2026-27	FY 2027 Agency Request				Justification	
			Actuals	Opbud	PCF Proj	GF	OSF	ISF/IAT	FF		Total
04400	520300	Classified Perm Positions F/T	747.7	903.9	0	0.0	0.0	0.0	0.0	0.0	
04400	520600	Paid Unused Sick Leave	2.6	0.0	0	0.0	0.0	0.0	0.0	0.0	
04400	521100	Group Insurance Premium	50.7	123.6	0	0.0	0.0	0.0	0.0	0.0	
04400	521200	Retirement Contributions	168.9	216.1	0	0.0	0.0	0.0	0.0	0.0	
04400	521300	F I C A	64.5	96.7	0	0.0	0.0	0.0	0.0	0.0	
04400	521400	Workers' Comp Assessment Fee	0.1	3.8	0	0.0	0.0	0.0	0.0	0.0	
04400	521410	GSD Work Comp Insur Premium	4.1	10.5	0	0.0	0.0	0.0	0.0	0.0	
04400	521500	Unemployment Comp Premium	0.4	3.4	0	0.0	0.0	0.0	0.0	0.0	
04400	521600	Employee Liability Ins Premium	11.2	15.0	0	0.0	0.0	0.0	0.0	0.0	
04400	521700	RHC Act Contributions	17.6	19.0	0	0.0	0.0	0.0	0.0	0.0	
43300	520300	Classified Perm Positions F/T	261.2	343.7	1,071.24	0.0	0.0	0.0	0.0	0.0	
43300	521100	Group Insurance Premium	14.6	0.0	93.23	0.0	0.0	0.0	0.0	0.0	
43300	521200	Retirement Contributions	50.2	0.0	203.75	0.0	0.0	0.0	0.0	0.0	
43300	521300	F I C A	19.1	0.0	65.66	0.0	0.0	0.0	0.0	0.0	
43300	521400	Workers' Comp Assessment Fee	0.0	0.0	0	0.0	0.0	0.0	0.0	0.0	
43300	521700	RHC Act Contributions	5.2	0.0	21.18	0.0	0.0	0.0	0.0	0.0	
	200	Personal services and employee benef	1,418.2	1,735.7	1,455.06	0.0	0.0	0.0	0.0	0.0	
04400	542100	Employee I/S Mileage & Fares	0.0	11.3	0	0.0	0.0	0.0	0.0	0.0	
04400	542200	Employee I/S Meals & Lodging	4.5	13.0	0	0.0	0.0	0.0	0.0	0.0	
04400	542500	Transp - Fuel & Oil	5.0	21.8	0	0.0	0.0	0.0	0.0	0.0	
04400	542600	Transp - Parts & Supplies	0.3	2.0	0	0.0	0.0	0.0	0.0	0.0	
04400	542800	State Transp Pool Charges	33.0	24.3	0	0.0	0.0	0.0	0.0	0.0	
04400	543200	Maint - Furn, Fixt, Equipment	0.0	1.3	0	0.0	0.0	0.0	0.0	0.0	
04400	543830	IT HW/SW Agreements	18.1	27.7	0	0.0	0.0	0.0	0.0	0.0	
04400	544000	Supply Inventory IT	21.6	19.1	0	0.0	0.0	0.0	0.0	0.0	
04400	544100	Supplies-Office Supplies	1.5	13.0	0	0.0	0.0	0.0	0.0	0.0	
04400	544400	Supplies-Field Supplies	3.2	12.1	0	0.0	0.0	0.0	0.0	0.0	
04400	544800	Supplies-Education&Recreation	0.0	3.0	0	0.0	0.0	0.0	0.0	0.0	
04400	544900	Supplies-Inventory Exempt	0.5	9.2	0	0.0	0.0	0.0	0.0	0.0	
04400	545600	Reporting & Recording	0.0	5.1	0	0.0	0.0	0.0	0.0	0.0	
04400	545700	ISD Services	1.0	0.1	0	0.0	0.0	0.0	0.0	0.0	
04400	545710	DOIT HCM Assessment Fees	6.9	8.5	0	0.0	0.0	0.0	0.0	0.0	
04400	545900	Printing & Photo Services	1.7	0.0	0	0.0	0.0	0.0	0.0	0.0	

Securities

State of New Mexico

BU PCode
42000 P617

E4 PCode Detail
(Dollars in Thousands)

Fund	Account	2024-25 Actuals	2025-26 Opbud	2026-27 PCF Proj	FY 2027 Agency Request				Total	Justification
					GF	OSF	ISF/IAT	FF		
04400	546100	Postage & Mail Services	0.2	0.9	0	0.0	0.0	0.0	0.0	0.0
04400	546400	Rent Of Land & Buildings	2.4	30.3	0	0.0	0.0	0.0	0.0	0.0
04400	546409	Rent Expense - Interagency	1.0	0.0	0	0.0	0.0	0.0	0.0	0.0
04400	546500	Rent Of Equipment	2.9	3.1	0	0.0	0.0	0.0	0.0	0.0
04400	546600	Communications	0.0	36.7	0	0.0	0.0	0.0	0.0	0.0
04400	546610	DOIT Telecommunications	21.9	48.5	0	0.0	0.0	0.0	0.0	0.0
04400	546700	Subscriptions/Dues/License Fee	41.6	29.1	0	0.0	0.0	0.0	0.0	0.0
04400	546800	Employee Training & Education	0.6	7.6	0	0.0	0.0	0.0	0.0	0.0
04400	546900	Advertising	150.0	23.3	0	0.0	0.0	0.0	0.0	0.0
04400	547900	Miscellaneous Expense	5.2	6.7	0	0.0	0.0	0.0	0.0	0.0
04400	548300	Information Tech Equipment	2.0	0.0	0	0.0	0.0	0.0	0.0	0.0
04400	549600	Employee O/S Mileage & Fares	0.0	16.5	0	0.0	0.0	0.0	0.0	0.0
04400	549700	Employee O/S Meals & Lodging	0.0	16.5	0	0.0	0.0	0.0	0.0	0.0
43300	542200	Employee I/S Meals & Lodging	0.4	1.3	0	0.0	0.0	0.0	0.0	0.0
43300	542500	Transp - Fuel & Oil	0.0	0.1	0	0.0	0.0	0.0	0.0	0.0
43300	542700	Transp - Transp Insurance	0.0	0.2	0	0.0	0.0	0.0	0.0	0.0
43300	542800	State Transp Pool Charges	0.0	3.3	0	0.0	0.0	0.0	0.0	0.0
43300	543200	Maint - Furn, Fixt, Equipment	0.0	0.2	0	0.0	0.0	0.0	0.0	0.0
43300	543820	Maintenance IT	0.0	0.1	0	0.0	0.0	0.0	0.0	0.0
43300	543830	IT HW/SW Agreements	5.1	0.0	0	0.0	0.0	0.0	0.0	0.0
43300	544000	Supply Inventory IT	(11.2)	0.2	0	0.0	0.0	0.0	0.0	0.0
43300	544100	Supplies-Office Supplies	0.0	0.2	0	0.0	0.0	0.0	0.0	0.0
43300	544400	Supplies-Field Supplies	0.0	0.6	0	0.0	0.0	0.0	0.0	0.0
43300	544700	Supplies-Clothng,Unifrms,Linen	0.0	0.4	0	0.0	0.0	0.0	0.0	0.0
43300	544900	Supplies-Inventory Exempt	0.6	0.1	0	0.0	0.0	0.0	0.0	0.0
43300	545600	Reporting & Recording	0.0	0.2	0	0.0	0.0	0.0	0.0	0.0
43300	545700	ISD Services	0.3	0.6	0	0.0	0.0	0.0	0.0	0.0
43300	545710	DOIT HCM Assessment Fees	0.0	0.9	0	0.0	0.0	0.0	0.0	0.0
43300	545900	Printing & Photo Services	1.5	0.2	0	0.0	0.0	0.0	0.0	0.0
43300	546100	Postage & Mail Services	0.0	0.4	0	0.0	0.0	0.0	0.0	0.0
43300	546400	Rent Of Land & Buildings	34.2	5.2	0	0.0	0.0	0.0	0.0	0.0
43300	546500	Rent Of Equipment	13.2	1.0	0	0.0	0.0	0.0	0.0	0.0
43300	546600	Communications	0.0	3.8	0	0.0	0.0	0.0	0.0	0.0
43300	546610	DOIT Telecommunications	1.8	0.0	0	0.0	0.0	0.0	0.0	0.0

Securities

BU PCode
42000 P617

State of New Mexico

E4 PCode Detail
(Dollars in Thousands)

Fund	Account		2024-25 Actuals	2025-26 Opbud	2026-27 PCF Proj	FY 2027 Agency Request				Total	Justification
						GF	OSF	ISF/IAT	FF		
43300	546700	Subscriptions/Dues/License Fee	6.8	1.4	0	0.0	0.0	0.0	0.0	0.0	
43300	546800	Employee Training & Education	0.1	0.0	0	0.0	0.0	0.0	0.0	0.0	
43300	546900	Advertising	0.0	33.4	0	0.0	0.0	0.0	0.0	0.0	
43300	547900	Miscellaneous Expense	0.1	16.0	0	0.0	0.0	0.0	0.0	0.0	
	400	Other	377.9	460.5	0	0.0	0.0	0.0	0.0	0.0	
04400	555106	OFU - INTRA-Agency	252.2	252.2	0	0.0	0.0	0.0	0.0	0.0	
	500	Other financing uses	252.2	252.2	0	0.0	0.0	0.0	0.0	0.0	
TOTAL EXPENSE			2,048.3	2,448.4		0.0	0.0	0.0	0.0	0.0	

Manufactured Housing

BU PCode
42000 P619

State of New Mexico

E4 PCode Detail
(Dollars in Thousands)

Fund	Account		2024-25	2025-26	2026-27	FY 2027 Agency Request				Justification	
			Actuals	Opbud	PCF Proj	GF	OSF	ISF/IAT	FF		Total
43300	520300	Classified Perm Positions F/T	68.2	68.1	271.9	879.1	0.0	0.0	0.0	879.1	
43300	521100	Group Insurance Premium	11.7	2.0	78.93	115.0	0.0	0.0	0.0	115.0	
43300	521200	Retirement Contributions	12.9	2.0	51.72	180.0	0.0	0.0	0.0	180.0	
43300	521300	F I C A	4.6	0.5	16.67	79.0	0.0	0.0	0.0	79.0	
43300	521400	Workers' Comp Assessment Fee	0.0	0.0	0	10.0	0.0	0.0	0.0	10.0	
43300	521410	GSD Work Comp Insur Premium	0.0	0.0	0	5.0	0.0	0.0	0.0	5.0	
43300	521500	Unemployment Comp Premium	0.0	0.0	0	1.0	0.0	0.0	0.0	1.0	
43300	521600	Employee Liability Ins Premium	0.0	14.8	0	30.0	0.0	0.0	0.0	30.0	
43300	521700	RHC Act Contributions	1.3	0.2	5.38	20.0	0.0	0.0	0.0	20.0	
47200	520100	Exempt Perm Positions P/T&F/T	0.0	185.0	0	0.0	0.0	0.0	0.0	0.0	
47200	520300	Classified Perm Positions F/T	219.6	925.3	530.55	0.0	183.5	0.0	0.0	183.5	
47200	520700	Overtime & Other Premium Pay	0.9	0.0	0	0.0	0.0	0.0	0.0	0.0	
47200	520800	Annl & Comp Paid At Separation	2.5	0.0	0	0.0	0.0	0.0	0.0	0.0	
47200	521100	Group Insurance Premium	17.0	141.5	84.89	0.0	0.0	0.0	0.0	0.0	
47200	521200	Retirement Contributions	27.8	67.7	100.92	0.0	0.0	0.0	0.0	0.0	
47200	521300	F I C A	10.5	100.0	32.52	0.0	0.0	0.0	0.0	0.0	
47200	521400	Workers' Comp Assessment Fee	0.0	0.0	0	0.0	0.0	0.0	0.0	0.0	
47200	521410	GSD Work Comp Insur Premium	0.0	0.0	0	0.0	0.0	0.0	0.0	0.0	
47200	521500	Unemployment Comp Premium	0.0	0.0	0	0.0	0.0	0.0	0.0	0.0	
47200	521600	Employee Liability Ins Premium	0.0	0.0	0	0.0	0.0	0.0	0.0	0.0	
47200	521700	RHC Act Contributions	2.9	0.0	10.49	0.0	0.0	0.0	0.0	0.0	
	200	Personal services and employee benef	380.1	1,507.1	1,183.95	1,319.1	183.5	0.0	0.0	1,502.6	
43300	542100	Employee I/S Mileage & Fares	0.0	0.0	0	0.0	0.0	0.0	0.0	0.0	
43300	542200	Employee I/S Meals & Lodging	2.2	5.0	0	5.0	0.0	0.0	0.0	5.0	
43300	542300	Brd & Comm Mbr Meals & Lodging	1.0	0.0	0	0.0	0.0	0.0	0.0	0.0	
43300	542310	Brd & Comm Mbr Mileage & Fares	1.6	0.0	0	0.0	0.0	0.0	0.0	0.0	
43300	542500	Transp - Fuel & Oil	31.9	45.0	0	45.0	0.0	0.0	0.0	45.0	
43300	542600	Transp - Parts & Supplies	0.2	7.7	0	7.7	0.0	0.0	0.0	7.7	
43300	542800	State Transp Pool Charges	0.0	25.0	0	36.5	0.0	0.0	0.0	36.5	
43300	543830	IT HW/SW Agreements	34.3	0.0	0	50.0	0.0	0.0	0.0	50.0	
43300	544100	Supplies-Office Supplies	0.2	0.0	0	0.0	0.0	0.0	0.0	0.0	
43300	545700	ISD Services	2.8	6.2	0	16.8	0.0	0.0	0.0	16.8	
43300	545710	DOIT HCM Assessment Fees	5.2	4.8	0	6.1	0.0	0.0	0.0	6.1	

Manufactured Housing

State of New Mexico

BU PCode
42000 P619

E4 PCode Detail
(Dollars in Thousands)

Fund	Account	2024-25 Actuals	2025-26 Opbud	2026-27 PCF Proj	FY 2027 Agency Request				Total	Justification
					GF	OSF	ISF/IAT	FF		
43300	545900	Printing & Photo Services	1.7	0.0	0	0.0	0.0	0.0	0.0	0.0
43300	546100	Postage & Mail Services	1.0	1.6	0	1.6	0.0	0.0	0.0	1.6
43300	546400	Rent Of Land & Buildings	29.7	15.8	0	39.5	0.0	0.0	0.0	39.5
43300	546500	Rent Of Equipment	0.3	4.9	0	4.9	0.0	0.0	0.0	4.9
43300	546600	Communications	0.7	0.0	0	0.0	0.0	0.0	0.0	0.0
43300	546610	DOIT Telecommunications	8.8	20.2	0	23.1	0.0	0.0	0.0	23.1
43300	546700	Subscriptions/Dues/License Fee	0.0	4.7	0	59.0	0.0	0.0	0.0	59.0
43300	546800	Employee Training & Education	0.1	0.0	0	0.0	0.0	0.0	0.0	0.0
43300	546900	Advertising	0.1	0.0	0	0.0	0.0	0.0	0.0	0.0
43300	547900	Miscellaneous Expense	0.2	0.0	0	0.0	0.0	0.0	0.0	0.0
43300	549600	Employee O/S Mileage & Fares	2.2	0.0	0	0.0	0.0	0.0	0.0	0.0
43300	549700	Employee O/S Meals & Lodging	0.8	0.0	0	0.0	0.0	0.0	0.0	0.0
47200	542300	Brd & Comm Mbr Meals & Lodging	0.0	0.0	0	0.0	0.0	0.0	0.0	0.0
47200	542310	Brd & Comm Mbr Mileage & Fares	0.0	0.0	0	0.0	0.0	0.0	0.0	0.0
47200	543830	IT HW/SW Agreements	0.0	50.0	0	0.0	0.0	0.0	25.0	25.0
47200	544700	Supplies-Clothing,Unifrms,Linen	(0.0)	0.0	0	0.0	0.0	0.0	0.0	0.0
47200	546400	Rent Of Land & Buildings	0.0	0.0	0	0.0	0.0	0.0	0.0	0.0
47200	546700	Subscriptions/Dues/License Fee	0.0	95.3	0	0.0	0.0	0.0	0.0	0.0
	400	Other	125.0	286.2	0	295.2	0.0	0.0	25.0	320.2
10660	555106	OFU - INTRA-Agency	0.0	0.0	0	0.0	0.0	0.0	0.0	0.0
	500	Other financing uses	0.0	0.0	0	0.0	0.0	0.0	0.0	0.0
TOTAL EXPENSE			505.1	1,793.3		1,614.3	183.5	0.0	25.0	1,822.8

Cannabis Control

BU PCode
42000 P804

State of New Mexico

E4 PCode Detail
(Dollars in Thousands)

Fund	Account		2024-25	2025-26	2026-27	FY 2027 Agency Request				Justification	
			Actuals	Opbud	PCF Proj	GF	OSF	ISF/IAT	FF		Total
21210	520100	Exempt Perm Positions P/T&F/T	11.8	536.0	0	0.0	0.0	0.0	0.0	0.0	
21210	520200	Term Positions	575.8	455.0	0.35	0.0	0.0	0.0	0.0	0.0	
21210	520300	Classified Perm Positions F/T	544.7	793.4	46.02	0.0	0.0	0.0	0.0	0.0	
21210	520800	Annl & Comp Paid At Separation	2.2	0.0	0	0.0	0.0	0.0	0.0	0.0	
21210	521100	Group Insurance Premium	81.8	212.8	0	0.0	0.0	0.0	0.0	0.0	
21210	521200	Retirement Contributions	168.8	212.0	8.85	0.0	0.0	0.0	0.0	0.0	
21210	521300	F I C A	63.7	73.4	2.85	0.0	0.0	0.0	0.0	0.0	
21210	521400	Workers' Comp Assessment Fee	0.1	0.0	0	0.0	0.0	0.0	0.0	0.0	
21210	521410	GSD Work Comp Insur Premium	5.8	11.3	0	0.0	0.0	0.0	0.0	0.0	
21210	521500	Unemployment Comp Premium	0.6	36.0	0	0.0	0.0	0.0	0.0	0.0	
21210	521600	Employee Liability Ins Premium	16.0	10.6	0	0.0	0.0	0.0	0.0	0.0	
21210	521700	RHC Act Contributions	17.6	13.1	0.92	0.0	0.0	0.0	0.0	0.0	
43300	520100	Exempt Perm Positions P/T&F/T	112.3	215.0	140.33	0.0	0.0	0.0	0.0	0.0	
43300	520200	Term Positions	708.8	0.0	9.04	0.0	0.0	0.0	0.0	0.0	
43300	520300	Classified Perm Positions F/T	328.2	4.5	1,686.05	0.0	0.0	0.0	0.0	0.0	
43300	520500	Temporary Positions F/T & P/T	2.1	0.0	0	0.0	0.0	0.0	0.0	0.0	
43300	521100	Group Insurance Premium	110.5	34.5	302.55	0.0	0.0	0.0	0.0	0.0	
43300	521200	Retirement Contributions	221.3	175.6	350.17	0.0	0.0	0.0	0.0	0.0	
43300	521300	F I C A	83.1	74.1	112.84	0.0	0.0	0.0	0.0	0.0	
43300	521400	Workers' Comp Assessment Fee	0.2	0.0	0	0.0	0.0	0.0	0.0	0.0	
43300	521410	GSD Work Comp Insur Premium	0.0	6.9	0	0.0	0.0	0.0	0.0	0.0	
43300	521500	Unemployment Comp Premium	0.0	3.4	0	0.0	0.0	0.0	0.0	0.0	
43300	521600	Employee Liability Ins Premium	0.0	3.5	0	0.0	0.0	0.0	0.0	0.0	
43300	521700	RHC Act Contributions	23.0	14.0	36.4	0.0	0.0	0.0	0.0	0.0	
43300	523200	COVID Related Time Worked	0.0	0.0	0	0.0	0.0	0.0	0.0	0.0	
	200	Personal services and employee benef	3,078.3	2,885.1	2,696.38	0.0	0.0	0.0	0.0	0.0	
21210	543300	Maint - Buildings & Structures	0.0	363.9	0	0.0	0.0	0.0	0.0	0.0	
43300	542100	Employee I/S Mileage & Fares	0.3	84.5	0	0.0	0.0	0.0	0.0	0.0	
43300	542200	Employee I/S Meals & Lodging	41.7	56.0	0	0.0	0.0	0.0	0.0	0.0	
43300	542300	Brd & Comm Mbr Meals & Lodging	0.5	0.0	0	0.0	0.0	0.0	0.0	0.0	
43300	542310	Brd & Comm Mbr Mileage & Fares	0.9	0.0	0	0.0	0.0	0.0	0.0	0.0	
43300	542500	Transp - Fuel & Oil	27.0	181.5	0	0.0	0.0	0.0	0.0	0.0	
43300	542600	Transp - Parts & Supplies	1.6	0.0	0	0.0	0.0	0.0	0.0	0.0	

Cannabis Control

BU PCode
42000 P804

State of New Mexico

E4 PCode Detail
(Dollars in Thousands)

Fund	Account	2024-25 Actuals	2025-26 Opbud	2026-27 PCF Proj	FY 2027 Agency Request				Total	Justification
					GF	OSF	ISF/IAT	FF		
43300	542800	112.4	100.0	0	0.0	0.0	0.0	0.0	0.0	State Transp Pool Charges
43300	543300	0.0	0.0	0	0.0	0.0	0.0	0.0	0.0	Maint - Buildings & Structures
43300	543830	13.5	0.0	0	0.0	0.0	0.0	0.0	0.0	IT HW/SW Agreements
43300	544000	9.6	0.0	0	0.0	0.0	0.0	0.0	0.0	Supply Inventory IT
43300	544100	2.7	3.9	0	0.0	0.0	0.0	0.0	0.0	Supplies-Office Supplies
43300	544200	0.1	0.0	0	0.0	0.0	0.0	0.0	0.0	Supplies-Medical,Lab,Personal
43300	544400	0.0	47.4	0	0.0	0.0	0.0	0.0	0.0	Supplies-Field Supplies
43300	544600	0.0	0.0	0	0.0	0.0	0.0	0.0	0.0	Supplies-Kitchen Supplies
43300	544700	2.1	6.0	0	0.0	0.0	0.0	0.0	0.0	Supplies-Clothing,Uniforms,Linen
43300	544900	2.3	0.0	0	0.0	0.0	0.0	0.0	0.0	Supplies-Inventory Exempt
43300	545600	0.5	0.0	0	0.0	0.0	0.0	0.0	0.0	Reporting & Recording
43300	545700	58.8	0.0	0	0.0	0.0	0.0	0.0	0.0	ISD Services
43300	545710	9.8	23.9	0	0.0	0.0	0.0	0.0	0.0	DOIT HCM Assessment Fees
43300	545900	1.7	0.0	0	0.0	0.0	0.0	0.0	0.0	Printing & Photo Services
43300	546100	3.6	0.0	0	0.0	0.0	0.0	0.0	0.0	Postage & Mail Services
43300	546400	7.8	300.0	0	0.0	0.0	0.0	0.0	0.0	Rent Of Land & Buildings
43300	546500	2.9	0.0	0	0.0	0.0	0.0	0.0	0.0	Rent Of Equipment
43300	546610	26.4	57.0	0	0.0	0.0	0.0	0.0	0.0	DOIT Telecommunications
43300	546700	225.4	450.0	0	0.0	0.0	0.0	0.0	0.0	Subscriptions/Dues/License Fee
43300	546800	13.2	21.0	0	0.0	0.0	0.0	0.0	0.0	Employee Training & Education
43300	546900	0.2	106.2	0	0.0	0.0	0.0	0.0	0.0	Advertising
43300	547900	0.4	0.0	0	0.0	0.0	0.0	0.0	0.0	Miscellaneous Expense
43300	547999	3.4	0.0	0	0.0	0.0	0.0	0.0	0.0	Request to Pay Prior Year
43300	548200	0.0	0.0	0	0.0	0.0	0.0	0.0	0.0	Furniture & Fixtures
43300	548300	425.7	0.0	0	0.0	0.0	0.0	0.0	0.0	Information Tech Equipment
43300	548800	0.0	225.0	0	0.0	0.0	0.0	0.0	0.0	Automotive & Aircraft
43300	549600	3.3	0.0	0	0.0	0.0	0.0	0.0	0.0	Employee O/S Mileage & Fares
43300	549700	2.0	0.0	0	0.0	0.0	0.0	0.0	0.0	Employee O/S Meals & Lodging
	400 Other	1,000.0	2,026.3	0	0.0	0.0	0.0	0.0	0.0	
21210	555100	2,516.5	0.0	0	0.0	0.0	0.0	0.0	0.0	Other Financing Uses
21210	555106	0.0	0.0	0	0.0	0.0	0.0	0.0	0.0	OFU - INTRA-Agency
	500 Other financing uses	2,516.5	0.0	0	0.0	0.0	0.0	0.0	0.0	
TOTAL EXPENSE		6,594.8	4,911.4		0.0	0.0	0.0	0.0	0.0	

Construction Industries

BU PCode Department
 42000 P599 2000000000-42000

State of New Mexico

E4 DentID Detail
 (Dollars in Thousands)

Fund	Account		2024-25	2025-26	2026-27	FY 2027 Agency Request				Justification	
			Actuals	Opbud	PCF Proj	GF	OSF	ISF/IAT	FF		Total
43300	520100	Exempt Perm Positions P/T&F/T	67.1	0.0	167.39	0.0	0.0	0.0	0.0	0.0	
43300	520200	Term Positions	79.3	0.0	0	0.0	0.0	0.0	0.0	0.0	
43300	520300	Classified Perm Positions F/T	7,808.8	0.0	7,022.96	0.0	0.0	0.0	0.0	0.0	
43300	520500	Temporary Positions F/T & P/T	11.3	0.0	0.96	0.0	0.0	0.0	0.0	0.0	
43300	520600	Paid Unused Sick Leave	17.4	0.0	0	0.0	0.0	0.0	0.0	0.0	
43300	520700	Overtime & Other Premium Pay	22.9	0.0	0	0.0	0.0	0.0	0.0	0.0	
43300	520800	Annl & Comp Paid At Separation	35.3	0.0	0	0.0	0.0	0.0	0.0	0.0	
43300	521100	Group Insurance Premium	793.0	0.0	1,272.51	0.0	0.0	0.0	0.0	0.0	
43300	521200	Retirement Contributions	1,320.9	0.0	1,336.02	0.0	0.0	0.0	0.0	0.0	
43300	521300	F I C A	504.1	0.0	440.83	0.0	0.0	0.0	0.0	0.0	
43300	521400	Workers' Comp Assessment Fee	0.8	0.0	0	0.0	0.0	0.0	0.0	0.0	
43300	521410	GSD Work Comp Insur Premium	23.3	0.0	0	0.0	0.0	0.0	0.0	0.0	
43300	521500	Unemployment Comp Premium	2.4	0.0	0	0.0	0.0	0.0	0.0	0.0	
43300	521600	Employee Liability Ins Premium	14.0	0.0	0	0.0	0.0	0.0	0.0	0.0	
43300	521700	RHC Act Contributions	137.3	0.0	138.88	0.0	0.0	0.0	0.0	0.0	
	200	Personal services and employee benef	10,837.8	0.0	10,379.55	0.0	0.0	0.0	0.0	0.0	
43300	542100	Employee I/S Mileage & Fares	0.3	0.0	0	0.0	0.0	0.0	0.0	0.0	
43300	542200	Employee I/S Meals & Lodging	12.1	0.0	0	0.0	0.0	0.0	0.0	0.0	
43300	542300	Brd & Comm Mbr Meals & Lodging	4.1	0.0	0	0.0	0.0	0.0	0.0	0.0	
43300	542310	Brd & Comm Mbr Mileage & Fares	4.5	0.0	0	0.0	0.0	0.0	0.0	0.0	
43300	542500	Transp - Fuel & Oil	256.6	0.0	0	0.0	0.0	0.0	0.0	0.0	
43300	542600	Transp - Parts & Supplies	6.4	0.0	0	0.0	0.0	0.0	0.0	0.0	
43300	542800	State Transp Pool Charges	268.0	0.0	0	0.0	0.0	0.0	0.0	0.0	
43300	543100	Maint - Grounds & Roadways	0.0	0.0	0	0.0	0.0	0.0	0.0	0.0	
43300	543820	Maintenance IT	7.7	0.0	0	0.0	0.0	0.0	0.0	0.0	
43300	543830	IT HW/SW Agreements	10.4	0.0	0	0.0	0.0	0.0	0.0	0.0	
43300	544000	Supply Inventory IT	12.3	0.0	0	0.0	0.0	0.0	0.0	0.0	
43300	544100	Supplies-Office Supplies	6.4	0.0	0	0.0	0.0	0.0	0.0	0.0	
43300	544400	Supplies-Field Supplies	23.7	0.0	0	0.0	0.0	0.0	0.0	0.0	
43300	544700	Supplies-Clothing,Unifrms,Linen	34.3	0.0	0	0.0	0.0	0.0	0.0	0.0	
43300	544900	Supplies-Inventory Exempt	1.6	0.0	0	0.0	0.0	0.0	0.0	0.0	
43300	545600	Reporting & Recording	0.4	0.0	0	0.0	0.0	0.0	0.0	0.0	
43300	545700	ISD Services	70.5	0.0	0	0.0	0.0	0.0	0.0	0.0	

Construction Industries

State of New Mexico

BU PCode Department
 42000 P599 2000000000-42000

E4 DentID Detail
 (Dollars in Thousands)

Fund	Account	2024-25 Actuals	2025-26 Opbud	2026-27 PCF Proj	FY 2027 Agency Request				Total	Justification
					GF	OSF	ISF/IAT	FF		
43300	545710	39.4	0.0	0	0.0	0.0	0.0	0.0	0.0	DOIT HCM Assessment Fees
43300	545900	16.6	0.0	0	0.0	0.0	0.0	0.0	0.0	Printing & Photo Services
43300	546100	2.9	0.0	0	0.0	0.0	0.0	0.0	0.0	Postage & Mail Services
43300	546310	0.0	0.0	0	0.0	0.0	0.0	0.0	0.0	Utilities - Sewer/Garbage
43300	546400	55.0	0.0	0	0.0	0.0	0.0	0.0	0.0	Rent Of Land & Buildings
43300	546500	6.2	0.0	0	0.0	0.0	0.0	0.0	0.0	Rent Of Equipment
43300	546600	0.9	0.0	0	0.0	0.0	0.0	0.0	0.0	Communications
43300	546610	147.9	0.0	0	0.0	0.0	0.0	0.0	0.0	DOIT Telecommunications
43300	546700	15.2	0.0	0	0.0	0.0	0.0	0.0	0.0	Subscriptions/Dues/License Fee
43300	546800	23.9	0.0	0	0.0	0.0	0.0	0.0	0.0	Employee Training & Education
43300	546900	0.7	0.0	0	0.0	0.0	0.0	0.0	0.0	Advertising
43300	547900	4.4	0.0	0	0.0	0.0	0.0	0.0	0.0	Miscellaneous Expense
43300	547999	0.3	0.0	0	0.0	0.0	0.0	0.0	0.0	Request to Pay Prior Year
43300	548300	629.7	0.0	0	0.0	0.0	0.0	0.0	0.0	Information Tech Equipment
43300	549600	4.2	0.0	0	0.0	0.0	0.0	0.0	0.0	Employee O/S Mileage & Fares
43300	549700	1.8	0.0	0	0.0	0.0	0.0	0.0	0.0	Employee O/S Meals & Lodging
43300	549800	0.0	0.0	0	0.0	0.0	0.0	0.0	0.0	Brd & Comm O/S Mileage & Fares
47200	542300	0.0	0.0	0	0.0	0.0	0.0	0.0	0.0	Brd & Comm Mbr Meals & Lodging
47200	542310	0.3	0.0	0	0.0	0.0	0.0	0.0	0.0	Brd & Comm Mbr Mileage & Fares
47200	544700	0.5	0.0	0	0.0	0.0	0.0	0.0	0.0	Supplies-Clothing,Unifrms,Linen
47200	546400	159.3	0.0	0	0.0	0.0	0.0	0.0	0.0	Rent Of Land & Buildings
	400 Other	1,828.4	0.0	0	0.0	0.0	0.0	0.0	0.0	0.0
43300	555106	147.2	0.0	0	0.0	0.0	0.0	0.0	0.0	OFU - INTRA-Agency
	500 Other financing uses	147.2	0.0	0	0.0	0.0	0.0	0.0	0.0	0.0
TOTAL EXPENSE		12,813.4	0.0	10,379.55	0.0	0.0	0.0	0.0	0.0	

Financial Institutions

BU PCode Department
 42000 P600 4000000000-42000

State of New Mexico

E4 DentID Detail
 (Dollars in Thousands)

Fund	Account		2024-25	2025-26	2026-27	FY 2027 Agency Request				Total	Justification
			Actuals	Opbud	PCF Proj	GF	OSF	ISF/IAT	FF		
10660	520100	Exempt Perm Positions P/T&F/T	107.0	0.0	0	0.0	0.0	0.0	0.0	0.0	
10660	520200	Term Positions	16.5	0.0	0	0.0	0.0	0.0	0.0	0.0	
10660	520300	Classified Perm Positions F/T	2,522.3	0.0	2,057.45	0.0	0.0	0.0	0.0	0.0	
10660	520700	Overtime & Other Premium Pay	0.7	0.0	0	0.0	0.0	0.0	0.0	0.0	
10660	520800	Annl & Comp Paid At Separation	3.2	0.0	0	0.0	0.0	0.0	0.0	0.0	
10660	521100	Group Insurance Premium	257.4	0.0	331.55	0.0	0.0	0.0	0.0	0.0	
10660	521200	Retirement Contributions	495.1	0.0	391.34	0.0	0.0	0.0	0.0	0.0	
10660	521300	F I C A	185.6	0.0	126.11	0.0	0.0	0.0	0.0	0.0	
10660	521400	Workers' Comp Assessment Fee	0.3	0.0	0	0.0	0.0	0.0	0.0	0.0	
10660	521410	GSD Work Comp Insur Premium	13.8	0.0	0	0.0	0.0	0.0	0.0	0.0	
10660	521500	Unemployment Comp Premium	1.4	0.0	0	0.0	0.0	0.0	0.0	0.0	
10660	521600	Employee Liability Ins Premium	37.9	0.0	0	0.0	0.0	0.0	0.0	0.0	
10660	521700	RHC Act Contributions	51.5	0.0	40.68	0.0	0.0	0.0	0.0	0.0	
43300	520100	Exempt Perm Positions P/T&F/T	0.2	0.0	140.33	0.0	0.0	0.0	0.0	0.0	
43300	520300	Classified Perm Positions F/T	71.1	0.0	232.45	0.0	0.0	0.0	0.0	0.0	
43300	521100	Group Insurance Premium	6.2	0.0	58.45	0.0	0.0	0.0	0.0	0.0	
43300	521200	Retirement Contributions	12.7	0.0	71.11	0.0	0.0	0.0	0.0	0.0	
43300	521300	F I C A	4.8	0.0	22.92	0.0	0.0	0.0	0.0	0.0	
43300	521400	Workers' Comp Assessment Fee	0.0	0.0	0	0.0	0.0	0.0	0.0	0.0	
43300	521700	RHC Act Contributions	1.3	0.0	7.39	0.0	0.0	0.0	0.0	0.0	
	200	Personal services and employee benef	3,788.8	0.0	3,479.78	0.0	0.0	0.0	0.0	0.0	
10660	542100	Employee I/S Mileage & Fares	2.3	0.0	0	0.0	0.0	0.0	0.0	0.0	
10660	542200	Employee I/S Meals & Lodging	27.2	0.0	0	0.0	0.0	0.0	0.0	0.0	
10660	542500	Transp - Fuel & Oil	2.8	0.0	0	0.0	0.0	0.0	0.0	0.0	
10660	542600	Transp - Parts & Supplies	0.0	0.0	0	0.0	0.0	0.0	0.0	0.0	
10660	542800	State Transp Pool Charges	17.0	0.0	0	0.0	0.0	0.0	0.0	0.0	
10660	543820	Maintenance IT	4.2	0.0	0	0.0	0.0	0.0	0.0	0.0	
10660	543830	IT HW/SW Agreements	13.6	0.0	0	0.0	0.0	0.0	0.0	0.0	
10660	544000	Supply Inventory IT	44.3	0.0	0	0.0	0.0	0.0	0.0	0.0	
10660	544100	Supplies-Office Supplies	0.4	0.0	0	0.0	0.0	0.0	0.0	0.0	
10660	545700	ISD Services	6.3	0.0	0	0.0	0.0	0.0	0.0	0.0	
10660	545710	DOIT HCM Assessment Fees	18.0	0.0	0	0.0	0.0	0.0	0.0	0.0	
10660	545900	Printing & Photo Services	1.5	0.0	0	0.0	0.0	0.0	0.0	0.0	

Financial Institutions

BU PCode Department
 42000 P600 4000000000-42000

State of New Mexico

E4 DentID Detail
 (Dollars in Thousands)

Fund	Account		2024-25	2025-26	2026-27	FY 2027 Agency Request				Total	Justification
			Actuals	Opbud	PCF Proj	GF	OSF	ISF/IAT	FF		
10660	546100	Postage & Mail Services	0.5	0.0	0	0.0	0.0	0.0	0.0	0.0	
10660	546400	Rent Of Land & Buildings	33.5	0.0	0	0.0	0.0	0.0	0.0	0.0	
10660	546500	Rent Of Equipment	0.8	0.0	0	0.0	0.0	0.0	0.0	0.0	
10660	546610	DOIT Telecommunications	67.9	0.0	0	0.0	0.0	0.0	0.0	0.0	
10660	546700	Subscriptions/Dues/License Fee	64.5	0.0	0	0.0	0.0	0.0	0.0	0.0	
10660	546800	Employee Training & Education	15.6	0.0	0	0.0	0.0	0.0	0.0	0.0	
10660	547900	Miscellaneous Expense	0.7	0.0	0	0.0	0.0	0.0	0.0	0.0	
10660	548300	Information Tech Equipment	1.0	0.0	0	0.0	0.0	0.0	0.0	0.0	
10660	549600	Employee O/S Mileage & Fares	5.9	0.0	0	0.0	0.0	0.0	0.0	0.0	
10660	549700	Employee O/S Meals & Lodging	9.2	0.0	0	0.0	0.0	0.0	0.0	0.0	
	400	Other	337.3	0.0	0	0.0	0.0	0.0	0.0	0.0	
10660	555106	OFU - INTRA-Agency	1,661.5	0.0	0	0.0	0.0	0.0	0.0	0.0	
	500	Other financing uses	1,661.5	0.0	0	0.0	0.0	0.0	0.0	0.0	
TOTAL EXPENSE			5,787.6	0.0	3,479.78	0.0	0.0	0.0	0.0	0.0	

Financial Institutions

BU PCode Department
 42000 P600 4020000000-42000

State of New Mexico

E4 DentID Detail
 (Dollars in Thousands)

Fund	Account		2024-25	2025-26	2026-27	FY 2027 Agency Request				Total	Justification	
			Actuals	Opbud	PCF Proj	GF	OSF	ISF/IAT	FF			
11550	542100	Employee I/S Mileage & Fares	1.4	0.0	0	0.0	0.0	0.0	0.0	0.0	0.0	
11550	542200	Employee I/S Meals & Lodging	0.1	0.0	0	0.0	0.0	0.0	0.0	0.0	0.0	
11550	546700	Subscriptions/Dues/License Fee	0.3	0.0	0	0.0	0.0	0.0	0.0	0.0	0.0	
11550	546800	Employee Training & Education	16.6	0.0	0	0.0	0.0	0.0	0.0	0.0	0.0	
11550	547900	Miscellaneous Expense	1.6	0.0	0	0.0	0.0	0.0	0.0	0.0	0.0	
11550	549600	Employee O/S Mileage & Fares	18.7	0.0	0	0.0	0.0	0.0	0.0	0.0	0.0	
11550	549700	Employee O/S Meals & Lodging	28.4	0.0	0	0.0	0.0	0.0	0.0	0.0	0.0	
	400	Other	67.1	0.0	0	0.0	0.0	0.0	0.0	0.0	0.0	
TOTAL EXPENSE			67.1	0.0	0	0.0	0.0	0.0	0.0	0.0	0.0	

Financial Institutions

BU PCode Department
 42000 P600 4040000000-42000

State of New Mexico

E4 DentID Detail
 (Dollars in Thousands)

Fund	Account		2024-25	2025-26	2026-27	FY 2027 Agency Request				Total	Justification
			Actuals	Opbud	PCF Proj	GF	OSF	ISF/IAT	FF		
50520	520100	Exempt Perm Positions P/T&F/T	26.7	0.0	0	0.0	0.0	0.0	0.0	0.0	
50520	520200	Term Positions	3.2	0.0	0	0.0	0.0	0.0	0.0	0.0	
50520	520300	Classified Perm Positions F/T	576.8	0.0	514.37	0.0	0.0	0.0	0.0	0.0	
50520	520800	Annl & Comp Paid At Separation	0.0	0.0	0	0.0	0.0	0.0	0.0	0.0	
50520	521100	Group Insurance Premium	57.7	0.0	82.88	0.0	0.0	0.0	0.0	0.0	
50520	521200	Retirement Contributions	117.8	0.0	97.84	0.0	0.0	0.0	0.0	0.0	
50520	521300	F I C A	44.2	0.0	31.53	0.0	0.0	0.0	0.0	0.0	
50520	521400	Workers' Comp Assessment Fee	0.1	0.0	0	0.0	0.0	0.0	0.0	0.0	
50520	521700	RHC Act Contributions	12.2	0.0	10.17	0.0	0.0	0.0	0.0	0.0	
	200	Personal services and employee benef	838.8	0.0	736.78	0.0	0.0	0.0	0.0	0.0	
50520	546800	Employee Training & Education	1.8	0.0	0	0.0	0.0	0.0	0.0	0.0	
	400	Other	1.8	0.0	0	0.0	0.0	0.0	0.0	0.0	
TOTAL EXPENSE			840.5	0.0	736.78	0.0	0.0	0.0	0.0	0.0	

Financial Institutions

BU PCode Department
 42000 P600 4050000000-42000

State of New Mexico

E4 DentID Detail
 (Dollars in Thousands)

Fund	Account	2024-25 Actuals	2025-26 Opbud	2026-27 PCF Proj	FY 2027 Agency Request				Total	Justification
					GF	OSF	ISF/IAT	FF		
12170	543820	Maintenance IT	3.6	0.0	0	0.0	0.0	0.0	0.0	0.0
12170	543830	IT HW/SW Agreements	1.0	0.0	0	0.0	0.0	0.0	0.0	0.0
12170	544000	Supply Inventory IT	21.3	0.0	0	0.0	0.0	0.0	0.0	0.0
12170	544100	Supplies-Office Supplies	1.0	0.0	0	0.0	0.0	0.0	0.0	0.0
12170	544800	Supplies-Education&Recreation	0.2	0.0	0	0.0	0.0	0.0	0.0	0.0
12170	546100	Postage & Mail Services	0.2	0.0	0	0.0	0.0	0.0	0.0	0.0
12170	546800	Employee Training & Education	0.2	0.0	0	0.0	0.0	0.0	0.0	0.0
12170	546900	Advertising	0.0	0.0	0	0.0	0.0	0.0	0.0	0.0
	400	Other	27.4	0.0	0	0.0	0.0	0.0	0.0	0.0
TOTAL EXPENSE			27.4	0.0	0	0.0	0.0	0.0	0.0	0.0

Alcohol Beverage Control

State of New Mexico

BU PCode Department
42000 P601 5500000000-42000

E4 DentID Detail
(Dollars in Thousands)

Fund	Account		2024-25	2025-26	2026-27	FY 2027 Agency Request				Total	Justification	
			Actuals	Opbud	PCF Proj	GF	OSF	ISF/IAT	FF			
21130	520100	Exempt Perm Positions P/T&F/T	28.0	0.0	0	0.0	0.0	0.0	0.0	0.0	0.0	
21130	520300	Classified Perm Positions F/T	322.0	0.0	0	0.0	0.0	0.0	0.0	0.0	0.0	
21130	521100	Group Insurance Premium	33.7	0.0	0	0.0	0.0	0.0	0.0	0.0	0.0	
21130	521200	Retirement Contributions	46.8	0.0	0	0.0	0.0	0.0	0.0	0.0	0.0	
21130	521300	F I C A	17.1	0.0	0	0.0	0.0	0.0	0.0	0.0	0.0	
21130	521400	Workers' Comp Assessment Fee	0.0	0.0	0	0.0	0.0	0.0	0.0	0.0	0.0	
21130	521410	GSD Work Comp Insur Premium	3.3	0.0	0	0.0	0.0	0.0	0.0	0.0	0.0	
21130	521500	Unemployment Comp Premium	0.3	0.0	0	0.0	0.0	0.0	0.0	0.0	0.0	
21130	521600	Employee Liability Ins Premium	9.1	0.0	0	0.0	0.0	0.0	0.0	0.0	0.0	
21130	521700	RHC Act Contributions	4.9	0.0	0	0.0	0.0	0.0	0.0	0.0	0.0	
43300	520100	Exempt Perm Positions P/T&F/T	98.7	0.0	136.24	0.0	0.0	0.0	0.0	0.0	0.0	
43300	520300	Classified Perm Positions F/T	676.5	0.0	955.83	0.0	0.0	0.0	0.0	0.0	0.0	
43300	521100	Group Insurance Premium	101.2	0.0	230.36	0.0	0.0	0.0	0.0	0.0	0.0	
43300	521200	Retirement Contributions	144.7	0.0	207.92	0.0	0.0	0.0	0.0	0.0	0.0	
43300	521300	F I C A	53.0	0.0	67	0.0	0.0	0.0	0.0	0.0	0.0	
43300	521400	Workers' Comp Assessment Fee	0.1	0.0	0	0.0	0.0	0.0	0.0	0.0	0.0	
43300	521700	RHC Act Contributions	15.0	0.0	21.61	0.0	0.0	0.0	0.0	0.0	0.0	
	200	Personal services and employee benef	1,554.3	0.0	1,618.96	0.0	0.0	0.0	0.0	0.0	0.0	
21130	543830	IT HW/SW Agreements	5.4	0.0	0	0.0	0.0	0.0	0.0	0.0	0.0	
21130	544000	Supply Inventory IT	5.5	0.0	0	0.0	0.0	0.0	0.0	0.0	0.0	
21130	545700	ISD Services	1.2	0.0	0	0.0	0.0	0.0	0.0	0.0	0.0	
21130	545710	DOIT HCM Assessment Fees	5.6	0.0	0	0.0	0.0	0.0	0.0	0.0	0.0	
21130	545900	Printing & Photo Services	4.0	0.0	0	0.0	0.0	0.0	0.0	0.0	0.0	
21130	546100	Postage & Mail Services	6.0	0.0	0	0.0	0.0	0.0	0.0	0.0	0.0	
21130	546500	Rent Of Equipment	1.3	0.0	0	0.0	0.0	0.0	0.0	0.0	0.0	
21130	546610	DOIT Telecommunications	14.1	0.0	0	0.0	0.0	0.0	0.0	0.0	0.0	
21130	548300	Information Tech Equipment	350.0	0.0	0	0.0	0.0	0.0	0.0	0.0	0.0	
21130	548800	Automotive & Aircraft	28.3	0.0	0	0.0	0.0	0.0	0.0	0.0	0.0	
43300	542800	State Transp Pool Charges	2.8	0.0	0	0.0	0.0	0.0	0.0	0.0	0.0	
43300	543820	Maintenance IT	2.4	0.0	0	0.0	0.0	0.0	0.0	0.0	0.0	
43300	543830	IT HW/SW Agreements	6.6	0.0	0	0.0	0.0	0.0	0.0	0.0	0.0	
43300	544000	Supply Inventory IT	5.3	0.0	0	0.0	0.0	0.0	0.0	0.0	0.0	
43300	544100	Supplies-Office Supplies	3.0	0.0	0	0.0	0.0	0.0	0.0	0.0	0.0	

Alcohol Beverage Control

State of New Mexico

BU PCode Department
 42000 P601 5500000000-42000

E4 DentID Detail
 (Dollars in Thousands)

Fund	Account	2024-25 Actuals	2025-26 Opbud	2026-27 PCF Proj	FY 2027 Agency Request				Total	Justification
					GF	OSF	ISF/IAT	FF		
43300	545700	ISD Services	0.3	0.0	0	0.0	0.0	0.0	0.0	0.0
43300	545900	Printing & Photo Services	8.0	0.0	0	0.0	0.0	0.0	0.0	0.0
43300	546100	Postage & Mail Services	17.7	0.0	0	0.0	0.0	0.0	0.0	0.0
43300	546500	Rent Of Equipment	1.3	0.0	0	0.0	0.0	0.0	0.0	0.0
43300	546610	DOIT Telecommunications	1.6	0.0	0	0.0	0.0	0.0	0.0	0.0
43300	546700	Subscriptions/Dues/License Fee	8.6	0.0	0	0.0	0.0	0.0	0.0	0.0
43300	546800	Employee Training & Education	0.2	0.0	0	0.0	0.0	0.0	0.0	0.0
43300	547900	Miscellaneous Expense	0.3	0.0	0	0.0	0.0	0.0	0.0	0.0
43300	547999	Request to Pay Prior Year	0.3	0.0	0	0.0	0.0	0.0	0.0	0.0
43300	548300	Information Tech Equipment	0.4	0.0	0	0.0	0.0	0.0	0.0	0.0
43300	548800	Automotive & Aircraft	2.8	0.0	0	0.0	0.0	0.0	0.0	0.0
43300	549600	Employee O/S Mileage & Fares	0.6	0.0	0	0.0	0.0	0.0	0.0	0.0
43300	549700	Employee O/S Meals & Lodging	0.6	0.0	0	0.0	0.0	0.0	0.0	0.0
	400	Other	484.3	0.0	0	0.0	0.0	0.0	0.0	0.0
TOTAL EXPENSE			2,038.6	0.0	1,618.96	0.0	0.0	0.0	0.0	0.0

Program Support

BU PCode Department
 42000 P602 1100000000-42000

State of New Mexico

E4 DentID Detail
 (Dollars in Thousands)

Fund	Account		2024-25	2025-26	2026-27	FY 2027 Agency Request				Total	Justification
			Actuals	Opbud	PCF Proj	GF	OSF	ISF/IAT	FF		
43300	520100	Exempt Perm Positions P/T&F/T	221.2	0.0	0	0.0	0.0	0.0	0.0	0.0	
43300	520200	Term Positions	27.3	0.0	0	0.0	0.0	0.0	0.0	0.0	
43300	520300	Classified Perm Positions F/T	(58.1)	0.0	0	0.0	0.0	0.0	0.0	0.0	
43300	520500	Temporary Positions F/T & P/T	3.1	0.0	0	0.0	0.0	0.0	0.0	0.0	
43300	520700	Overtime & Other Premium Pay	1.0	0.0	0	0.0	0.0	0.0	0.0	0.0	
43300	520800	Annl & Comp Paid At Separation	1.2	0.0	0	0.0	0.0	0.0	0.0	0.0	
43300	521100	Group Insurance Premium	112.9	0.0	0	0.0	0.0	0.0	0.0	0.0	
43300	521200	Retirement Contributions	215.8	0.0	0	0.0	0.0	0.0	0.0	0.0	
43300	521300	F I C A	81.3	0.0	0	0.0	0.0	0.0	0.0	0.0	
43300	521400	Workers' Comp Assessment Fee	0.2	0.0	0	0.0	0.0	0.0	0.0	0.0	
43300	521700	RHC Act Contributions	22.4	0.0	0	0.0	0.0	0.0	0.0	0.0	
43300	523200	COVID Related Time Worked	0.0	0.0	0	0.0	0.0	0.0	0.0	0.0	
	200	Personal services and employee benef	628.3	0.0	0	0.0	0.0	0.0	0.0	0.0	
43300	542200	Employee I/S Meals & Lodging	0.5	0.0	0	0.0	0.0	0.0	0.0	0.0	
43300	542300	Brd & Comm Mbr Meals & Lodging	(0.2)	0.0	0	0.0	0.0	0.0	0.0	0.0	
43300	542310	Brd & Comm Mbr Mileage & Fares	0.7	0.0	0	0.0	0.0	0.0	0.0	0.0	
43300	542500	Transp - Fuel & Oil	5.4	0.0	0	0.0	0.0	0.0	0.0	0.0	
43300	542800	State Transp Pool Charges	0.0	0.0	0	0.0	0.0	0.0	0.0	0.0	
43300	543500	Maint - Supplies	0.0	0.0	0	0.0	0.0	0.0	0.0	0.0	
43300	543820	Maintenance IT	(1.8)	0.0	0	0.0	0.0	0.0	0.0	0.0	
43300	543830	IT HW/SW Agreements	(10.7)	0.0	0	0.0	0.0	0.0	0.0	0.0	
43300	544000	Supply Inventory IT	47.5	0.0	0	0.0	0.0	0.0	0.0	0.0	
43300	544100	Supplies-Office Supplies	2.8	0.0	0	0.0	0.0	0.0	0.0	0.0	
43300	544400	Supplies-Field Supplies	0.9	0.0	0	0.0	0.0	0.0	0.0	0.0	
43300	544900	Supplies-Inventory Exempt	1.4	0.0	0	0.0	0.0	0.0	0.0	0.0	
43300	545609	Report/Record Inter St Agency	1.8	0.0	0	0.0	0.0	0.0	0.0	0.0	
43300	545700	ISD Services	(0.7)	0.0	0	0.0	0.0	0.0	0.0	0.0	
43300	545710	DOIT HCM Assessment Fees	0.5	0.0	0	0.0	0.0	0.0	0.0	0.0	
43300	545900	Printing & Photo Services	3.7	0.0	0	0.0	0.0	0.0	0.0	0.0	
43300	546100	Postage & Mail Services	18.5	0.0	0	0.0	0.0	0.0	0.0	0.0	
43300	546400	Rent Of Land & Buildings	15.0	0.0	0	0.0	0.0	0.0	0.0	0.0	
43300	546500	Rent Of Equipment	50.7	0.0	0	0.0	0.0	0.0	0.0	0.0	
43300	546610	DOIT Telecommunications	44.3	0.0	0	0.0	0.0	0.0	0.0	0.0	

Program Support

BU PCode Department
 42000 P602 1100000000-42000

State of New Mexico

E4 DentID Detail
 (Dollars in Thousands)

Fund	Account		2024-25	2025-26	2026-27	FY 2027 Agency Request				Total	Justification
			Actuals	Opbud	PCF Proj	GF	OSF	ISF/IAT	FF		
43300	546700	Subscriptions/Dues/License Fee	10.4	0.0	0	0.0	0.0	0.0	0.0	0.0	
43300	546800	Employee Training & Education	8.4	0.0	0	0.0	0.0	0.0	0.0	0.0	
43300	546900	Advertising	1.1	0.0	0	0.0	0.0	0.0	0.0	0.0	
43300	547900	Miscellaneous Expense	(405.8)	0.0	0	0.0	0.0	0.0	0.0	0.0	
43300	547999	Request to Pay Prior Year	0.7	0.0	0	0.0	0.0	0.0	0.0	0.0	
43300	548400	Other Equipment	0.0	0.0	0	0.0	0.0	0.0	0.0	0.0	
43300	549600	Employee O/S Mileage & Fares	0.6	0.0	0	0.0	0.0	0.0	0.0	0.0	
43300	549700	Employee O/S Meals & Lodging	0.4	0.0	0	0.0	0.0	0.0	0.0	0.0	
	400	Other	(203.8)	0.0	0	0.0	0.0	0.0	0.0	0.0	
TOTAL EXPENSE			424.5	0.0	0	0.0	0.0	0.0	0.0	0.0	

Program Support

BU PCode Department
 42000 P602 1300000000-42000

State of New Mexico

E4 DentID Detail
 (Dollars in Thousands)

Fund	Account		2024-25	2025-26	2026-27	FY 2027 Agency Request				Total	Justification
			Actuals	Opbud	PCF Proj	GF	OSF	ISF/IAT	FF		
43300	520100	Exempt Perm Positions P/T&F/T	294.4	0.0	357.91	0.0	0.0	0.0	0.0	0.0	
43300	520200	Term Positions	26.4	0.0	1.37	0.0	0.0	0.0	0.0	0.0	
43300	520300	Classified Perm Positions F/T	761.3	0.0	2,437.91	0.0	0.0	0.0	0.0	0.0	
43300	520700	Overtime & Other Premium Pay	0.0	0.0	0	0.0	0.0	0.0	0.0	0.0	
43300	520800	Annl & Comp Paid At Separation	7.3	0.0	0	0.0	0.0	0.0	0.0	0.0	
43300	521100	Group Insurance Premium	103.0	0.0	396.57	0.0	0.0	0.0	0.0	0.0	
43300	521200	Retirement Contributions	208.2	0.0	532.69	0.0	0.0	0.0	0.0	0.0	
43300	521300	F I C A	76.7	0.0	171.66	0.0	0.0	0.0	0.0	0.0	
43300	521400	Workers' Comp Assessment Fee	0.1	0.0	0	0.0	0.0	0.0	0.0	0.0	
43300	521410	GSD Work Comp Insur Premium	5.1	0.0	0	0.0	0.0	0.0	0.0	0.0	
43300	521500	Unemployment Comp Premium	0.5	0.0	0	0.0	0.0	0.0	0.0	0.0	
43300	521600	Employee Liability Ins Premium	64.0	0.0	0	0.0	0.0	0.0	0.0	0.0	
43300	521700	RHC Act Contributions	21.6	0.0	55.38	0.0	0.0	0.0	0.0	0.0	
	200	Personal services and employee benef	1,568.8	0.0	3,953.49	0.0	0.0	0.0	0.0	0.0	
43300	542200	Employee I/S Meals & Lodging	4.0	0.0	0	0.0	0.0	0.0	0.0	0.0	
43300	542300	Brd & Comm Mbr Meals & Lodging	0.6	0.0	0	0.0	0.0	0.0	0.0	0.0	
43300	542310	Brd & Comm Mbr Mileage & Fares	1.4	0.0	0	0.0	0.0	0.0	0.0	0.0	
43300	542500	Transp - Fuel & Oil	16.1	0.0	0	0.0	0.0	0.0	0.0	0.0	
43300	542600	Transp - Parts & Supplies	1.1	0.0	0	0.0	0.0	0.0	0.0	0.0	
43300	543500	Maint - Supplies	0.1	0.0	0	0.0	0.0	0.0	0.0	0.0	
43300	543820	Maintenance IT	7.2	0.0	0	0.0	0.0	0.0	0.0	0.0	
43300	543830	IT HW/SW Agreements	12.9	0.0	0	0.0	0.0	0.0	0.0	0.0	
43300	544000	Supply Inventory IT	19.5	0.0	0	0.0	0.0	0.0	0.0	0.0	
43300	544100	Supplies-Office Supplies	4.3	0.0	0	0.0	0.0	0.0	0.0	0.0	
43300	544900	Supplies-Inventory Exempt	4.7	0.0	0	0.0	0.0	0.0	0.0	0.0	
43300	545700	ISD Services	90.9	0.0	0	0.0	0.0	0.0	0.0	0.0	
43300	545710	DOIT HCM Assessment Fees	8.6	0.0	0	0.0	0.0	0.0	0.0	0.0	
43300	545900	Printing & Photo Services	1.9	0.0	0	0.0	0.0	0.0	0.0	0.0	
43300	546100	Postage & Mail Services	2.3	0.0	0	0.0	0.0	0.0	0.0	0.0	
43300	546400	Rent Of Land & Buildings	2.4	0.0	0	0.0	0.0	0.0	0.0	0.0	
43300	546500	Rent Of Equipment	2.8	0.0	0	0.0	0.0	0.0	0.0	0.0	
43300	546610	DOIT Telecommunications	69.7	0.0	0	0.0	0.0	0.0	0.0	0.0	
43300	546700	Subscriptions/Dues/License Fee	132.0	0.0	0	0.0	0.0	0.0	0.0	0.0	

Program Support

BU PCode Department
 42000 P602 1300000000-42000

State of New Mexico

E4 DentID Detail
 (Dollars in Thousands)

Fund	Account		2024-25	2025-26	2026-27	FY 2027 Agency Request				Total	Justification
			Actuals	Opbud	PCF Proj	GF	OSF	ISF/IAT	FF		
43300	546800	Employee Training & Education	3.0	0.0	0	0.0	0.0	0.0	0.0	0.0	
43300	546900	Advertising	1.2	0.0	0	0.0	0.0	0.0	0.0	0.0	
43300	547900	Miscellaneous Expense	0.4	0.0	0	0.0	0.0	0.0	0.0	0.0	
43300	547999	Request to Pay Prior Year	2.2	0.0	0	0.0	0.0	0.0	0.0	0.0	
43300	548200	Furniture & Fixtures	0.0	0.0	0	0.0	0.0	0.0	0.0	0.0	
43300	548300	Information Tech Equipment	3.0	0.0	0	0.0	0.0	0.0	0.0	0.0	
43300	549600	Employee O/S Mileage & Fares	0.1	0.0	0	0.0	0.0	0.0	0.0	0.0	
43300	549700	Employee O/S Meals & Lodging	0.2	0.0	0	0.0	0.0	0.0	0.0	0.0	
	400	Other	392.3	0.0	0	0.0	0.0	0.0	0.0	0.0	
TOTAL EXPENSE			1,961.1	0.0	3,953.49	0.0	0.0	0.0	0.0	0.0	

Boards and Commissions

State of New Mexico

BU PCode Department
 42000 P616 1400000000-42000

E4 DentID Detail
 (Dollars in Thousands)

Fund	Account		2024-25	2025-26	2026-27	FY 2027 Agency Request				Total	Justification
			Actuals	Opbud	PCF Proj	GF	OSF	ISF/IAT	FF		
50150	520100	Exempt Perm Positions P/T&F/T	220.4	0.0	241.15	0.0	0.0	0.0	0.0	0.0	
50150	520200	Term Positions	40.8	0.0	0	0.0	0.0	0.0	0.0	0.0	
50150	520300	Classified Perm Positions F/T	4,934.1	0.0	5,987.77	0.0	0.0	0.0	0.0	0.0	
50150	520500	Temporary Positions F/T & P/T	0.0	0.0	0.96	0.0	0.0	0.0	0.0	0.0	
50150	520600	Paid Unused Sick Leave	9.7	0.0	0	0.0	0.0	0.0	0.0	0.0	
50150	520700	Overtime & Other Premium Pay	0.0	0.0	0	0.0	0.0	0.0	0.0	0.0	
50150	520800	Annl & Comp Paid At Separation	31.3	0.0	0	0.0	0.0	0.0	0.0	0.0	
50150	521100	Group Insurance Premium	583.2	0.0	997.97	0.0	0.0	0.0	0.0	0.0	
50150	521200	Retirement Contributions	1,071.3	0.0	1,157.24	0.0	0.0	0.0	0.0	0.0	
50150	521300	F I C A	410.9	0.0	381.93	0.0	0.0	0.0	0.0	0.0	
50150	521400	Workers' Comp Assessment Fee	0.7	0.0	0	0.0	0.0	0.0	0.0	0.0	
50150	521410	GSD Work Comp Insur Premium	18.0	0.0	0	0.0	0.0	0.0	0.0	0.0	
50150	521500	Unemployment Comp Premium	1.9	0.0	0	0.0	0.0	0.0	0.0	0.0	
50150	521600	Employee Liability Ins Premium	49.3	0.0	0	0.0	0.0	0.0	0.0	0.0	
50150	521700	RHC Act Contributions	111.4	0.0	120.3	0.0	0.0	0.0	0.0	0.0	
	200	Personal services and employee benef	7,482.9	0.0	8,887.31	0.0	0.0	0.0	0.0	0.0	
20110	542300	Brd & Comm Mbr Meals & Lodging	0.2	0.0	0	0.0	0.0	0.0	0.0	0.0	
20110	542310	Brd & Comm Mbr Mileage & Fares	0.7	0.0	0	0.0	0.0	0.0	0.0	0.0	
20110	542500	Transp - Fuel & Oil	0.2	0.0	0	0.0	0.0	0.0	0.0	0.0	
20110	542600	Transp - Parts & Supplies	0.0	0.0	0	0.0	0.0	0.0	0.0	0.0	
20110	543830	IT HW/SW Agreements	0.3	0.0	0	0.0	0.0	0.0	0.0	0.0	
20110	544000	Supply Inventory IT	0.0	0.0	0	0.0	0.0	0.0	0.0	0.0	
20110	544100	Supplies-Office Supplies	0.1	0.0	0	0.0	0.0	0.0	0.0	0.0	
20110	545700	ISD Services	0.1	0.0	0	0.0	0.0	0.0	0.0	0.0	
20110	545710	DOIT HCM Assessment Fees	0.0	0.0	0	0.0	0.0	0.0	0.0	0.0	
20110	545900	Printing & Photo Services	0.0	0.0	0	0.0	0.0	0.0	0.0	0.0	
20110	546100	Postage & Mail Services	0.6	0.0	0	0.0	0.0	0.0	0.0	0.0	
20110	546610	DOIT Telecommunications	0.4	0.0	0	0.0	0.0	0.0	0.0	0.0	
20110	548300	Information Tech Equipment	0.8	0.0	0	0.0	0.0	0.0	0.0	0.0	
21100	543830	IT HW/SW Agreements	0.2	0.0	0	0.0	0.0	0.0	0.0	0.0	
21100	545710	DOIT HCM Assessment Fees	0.1	0.0	0	0.0	0.0	0.0	0.0	0.0	
21100	548300	Information Tech Equipment	2.3	0.0	0	0.0	0.0	0.0	0.0	0.0	
29700	542800	State Transp Pool Charges	1.9	0.0	0	0.0	0.0	0.0	0.0	0.0	

Boards and Commissions

State of New Mexico

BU PCode Department
 42000 P616 1400000000-42000

E4 DentID Detail
 (Dollars in Thousands)

Fund	Account		2024-25	2025-26	2026-27	FY 2027 Agency Request				Justification	
			Actuals	Opbud	PCF Proj	GF	OSF	ISF/IAT	FF		Total
29700	543830	IT HW/SW Agreements	0.9	0.0	0	0.0	0.0	0.0	0.0	0.0	
29700	545700	ISD Services	8.4	0.0	0	0.0	0.0	0.0	0.0	0.0	
29700	545710	DOIT HCM Assessment Fees	0.8	0.0	0	0.0	0.0	0.0	0.0	0.0	
29700	546500	Rent Of Equipment	0.0	0.0	0	0.0	0.0	0.0	0.0	0.0	
29700	546610	DOIT Telecommunications	0.6	0.0	0	0.0	0.0	0.0	0.0	0.0	
29700	547900	Miscellaneous Expense	0.0	0.0	0	0.0	0.0	0.0	0.0	0.0	
29700	548300	Information Tech Equipment	20.8	0.0	0	0.0	0.0	0.0	0.0	0.0	
43300	542200	Employee I/S Meals & Lodging	0.0	0.0	0	0.0	0.0	0.0	0.0	0.0	
43300	542300	Brd & Comm Mbr Meals & Lodging	0.8	0.0	0	0.0	0.0	0.0	0.0	0.0	
43300	542310	Brd & Comm Mbr Mileage & Fares	0.8	0.0	0	0.0	0.0	0.0	0.0	0.0	
43300	543830	IT HW/SW Agreements	0.0	0.0	0	0.0	0.0	0.0	0.0	0.0	
43300	545710	DOIT HCM Assessment Fees	0.0	0.0	0	0.0	0.0	0.0	0.0	0.0	
43300	546400	Rent Of Land & Buildings	13.0	0.0	0	0.0	0.0	0.0	0.0	0.0	
43300	546610	DOIT Telecommunications	0.9	0.0	0	0.0	0.0	0.0	0.0	0.0	
43300	546800	Employee Training & Education	0.3	0.0	0	0.0	0.0	0.0	0.0	0.0	
43300	548300	Information Tech Equipment	0.3	0.0	0	0.0	0.0	0.0	0.0	0.0	
43900	542200	Employee I/S Meals & Lodging	3.4	0.0	0	0.0	0.0	0.0	0.0	0.0	
43900	542300	Brd & Comm Mbr Meals & Lodging	2.4	0.0	0	0.0	0.0	0.0	0.0	0.0	
43900	542310	Brd & Comm Mbr Mileage & Fares	2.3	0.0	0	0.0	0.0	0.0	0.0	0.0	
43900	542500	Transp - Fuel & Oil	4.2	0.0	0	0.0	0.0	0.0	0.0	0.0	
43900	542600	Transp - Parts & Supplies	0.0	0.0	0	0.0	0.0	0.0	0.0	0.0	
43900	542800	State Transp Pool Charges	12.8	0.0	0	0.0	0.0	0.0	0.0	0.0	
43900	543830	IT HW/SW Agreements	1.4	0.0	0	0.0	0.0	0.0	0.0	0.0	
43900	544000	Supply Inventory IT	5.7	0.0	0	0.0	0.0	0.0	0.0	0.0	
43900	544100	Supplies-Office Supplies	4.2	0.0	0	0.0	0.0	0.0	0.0	0.0	
43900	544900	Supplies-Inventory Exempt	1.7	0.0	0	0.0	0.0	0.0	0.0	0.0	
43900	545700	ISD Services	3.0	0.0	0	0.0	0.0	0.0	0.0	0.0	
43900	545710	DOIT HCM Assessment Fees	3.3	0.0	0	0.0	0.0	0.0	0.0	0.0	
43900	545900	Printing & Photo Services	2.6	0.0	0	0.0	0.0	0.0	0.0	0.0	
43900	546100	Postage & Mail Services	18.7	0.0	0	0.0	0.0	0.0	0.0	0.0	
43900	546400	Rent Of Land & Buildings	2.4	0.0	0	0.0	0.0	0.0	0.0	0.0	
43900	546500	Rent Of Equipment	1.2	0.0	0	0.0	0.0	0.0	0.0	0.0	
43900	546610	DOIT Telecommunications	40.6	0.0	0	0.0	0.0	0.0	0.0	0.0	
43900	546700	Subscriptions/Dues/License Fee	6.7	0.0	0	0.0	0.0	0.0	0.0	0.0	

Boards and Commissions

State of New Mexico

BU PCode Department
 42000 P616 1400000000-42000

E4 DentID Detail
 (Dollars in Thousands)

Fund	Account	2024-25 Actuals	2025-26 Opbud	2026-27 PCF Proj	FY 2027 Agency Request				Total	Justification
					GF	OSF	ISF/IAT	FF		
43900	546800	Employee Training & Education	0.7	0.0	0	0.0	0.0	0.0	0.0	0.0
43900	547900	Miscellaneous Expense	9.1	0.0	0	0.0	0.0	0.0	0.0	0.0
43900	547999	Request to Pay Prior Year	0.6	0.0	0	0.0	0.0	0.0	0.0	0.0
43900	548300	Information Tech Equipment	111.0	0.0	0	0.0	0.0	0.0	0.0	0.0
43900	549600	Employee O/S Mileage & Fares	0.8	0.0	0	0.0	0.0	0.0	0.0	0.0
43900	549700	Employee O/S Meals & Lodging	0.8	0.0	0	0.0	0.0	0.0	0.0	0.0
43900	549800	Brd & Comm O/S Mileage & Fares	0.6	0.0	0	0.0	0.0	0.0	0.0	0.0
43900	549900	Brd & Comm O/S Meals & Lodging	0.7	0.0	0	0.0	0.0	0.0	0.0	0.0
44010	542200	Employee I/S Meals & Lodging	4.2	0.0	0	0.0	0.0	0.0	0.0	0.0
44010	542300	Brd & Comm Mbr Meals & Lodging	1.4	0.0	0	0.0	0.0	0.0	0.0	0.0
44010	542310	Brd & Comm Mbr Mileage & Fares	1.1	0.0	0	0.0	0.0	0.0	0.0	0.0
44010	542500	Transp - Fuel & Oil	0.2	0.0	0	0.0	0.0	0.0	0.0	0.0
44010	542600	Transp - Parts & Supplies	0.0	0.0	0	0.0	0.0	0.0	0.0	0.0
44010	542800	State Transp Pool Charges	3.5	0.0	0	0.0	0.0	0.0	0.0	0.0
44010	543830	IT HW/SW Agreements	0.9	0.0	0	0.0	0.0	0.0	0.0	0.0
44010	544000	Supply Inventory IT	0.7	0.0	0	0.0	0.0	0.0	0.0	0.0
44010	544100	Supplies-Office Supplies	0.4	0.0	0	0.0	0.0	0.0	0.0	0.0
44010	544900	Supplies-Inventory Exempt	0.1	0.0	0	0.0	0.0	0.0	0.0	0.0
44010	545700	ISD Services	2.2	0.0	0	0.0	0.0	0.0	0.0	0.0
44010	545710	DOIT HCM Assessment Fees	1.5	0.0	0	0.0	0.0	0.0	0.0	0.0
44010	546100	Postage & Mail Services	1.3	0.0	0	0.0	0.0	0.0	0.0	0.0
44010	546400	Rent Of Land & Buildings	2.4	0.0	0	0.0	0.0	0.0	0.0	0.0
44010	546500	Rent Of Equipment	0.0	0.0	0	0.0	0.0	0.0	0.0	0.0
44010	546610	DOIT Telecommunications	33.0	0.0	0	0.0	0.0	0.0	0.0	0.0
44010	546700	Subscriptions/Dues/License Fee	0.1	0.0	0	0.0	0.0	0.0	0.0	0.0
44010	547900	Miscellaneous Expense	4.1	0.0	0	0.0	0.0	0.0	0.0	0.0
44010	548300	Information Tech Equipment	41.8	0.0	0	0.0	0.0	0.0	0.0	0.0
44100	542200	Employee I/S Meals & Lodging	2.3	0.0	0	0.0	0.0	0.0	0.0	0.0
44100	542300	Brd & Comm Mbr Meals & Lodging	3.5	0.0	0	0.0	0.0	0.0	0.0	0.0
44100	542310	Brd & Comm Mbr Mileage & Fares	3.1	0.0	0	0.0	0.0	0.0	0.0	0.0
44100	542500	Transp - Fuel & Oil	0.2	0.0	0	0.0	0.0	0.0	0.0	0.0
44100	542600	Transp - Parts & Supplies	0.0	0.0	0	0.0	0.0	0.0	0.0	0.0
44100	543830	IT HW/SW Agreements	0.2	0.0	0	0.0	0.0	0.0	0.0	0.0
44100	544000	Supply Inventory IT	0.1	0.0	0	0.0	0.0	0.0	0.0	0.0

Boards and Commissions

State of New Mexico

BU PCode Department
 42000 P616 1400000000-42000

E4 DentID Detail
 (Dollars in Thousands)

Fund	Account	2024-25 Actuals	2025-26 Opbud	2026-27 PCF Proj	FY 2027 Agency Request				Total	Justification
					GF	OSF	ISF/IAT	FF		
44100	544100	Supplies-Office Supplies	1.1	0.0	0	0.0	0.0	0.0	0.0	0.0
44100	545700	ISD Services	0.3	0.0	0	0.0	0.0	0.0	0.0	0.0
44100	545710	DOIT HCM Assessment Fees	0.2	0.0	0	0.0	0.0	0.0	0.0	0.0
44100	545900	Printing & Photo Services	1.7	0.0	0	0.0	0.0	0.0	0.0	0.0
44100	546100	Postage & Mail Services	0.4	0.0	0	0.0	0.0	0.0	0.0	0.0
44100	546610	DOIT Telecommunications	0.7	0.0	0	0.0	0.0	0.0	0.0	0.0
44100	546700	Subscriptions/Dues/License Fee	0.2	0.0	0	0.0	0.0	0.0	0.0	0.0
44100	546810	Board Member Training	0.2	0.0	0	0.0	0.0	0.0	0.0	0.0
44100	547900	Miscellaneous Expense	3.8	0.0	0	0.0	0.0	0.0	0.0	0.0
44100	549700	Employee O/S Meals & Lodging	0.1	0.0	0	0.0	0.0	0.0	0.0	0.0
44100	549800	Brd & Comm O/S Mileage & Fares	0.5	0.0	0	0.0	0.0	0.0	0.0	0.0
44100	549900	Brd & Comm O/S Meals & Lodging	1.1	0.0	0	0.0	0.0	0.0	0.0	0.0
44200	542200	Employee I/S Meals & Lodging	0.2	0.0	0	0.0	0.0	0.0	0.0	0.0
44200	542300	Brd & Comm Mbr Meals & Lodging	0.4	0.0	0	0.0	0.0	0.0	0.0	0.0
44200	542500	Transp - Fuel & Oil	0.2	0.0	0	0.0	0.0	0.0	0.0	0.0
44200	542600	Transp - Parts & Supplies	0.0	0.0	0	0.0	0.0	0.0	0.0	0.0
44200	542800	State Transp Pool Charges	1.4	0.0	0	0.0	0.0	0.0	0.0	0.0
44200	543830	IT HW/SW Agreements	0.2	0.0	0	0.0	0.0	0.0	0.0	0.0
44200	544000	Supply Inventory IT	0.9	0.0	0	0.0	0.0	0.0	0.0	0.0
44200	544100	Supplies-Office Supplies	0.7	0.0	0	0.0	0.0	0.0	0.0	0.0
44200	544900	Supplies-Inventory Exempt	0.1	0.0	0	0.0	0.0	0.0	0.0	0.0
44200	545710	DOIT HCM Assessment Fees	0.6	0.0	0	0.0	0.0	0.0	0.0	0.0
44200	546100	Postage & Mail Services	1.3	0.0	0	0.0	0.0	0.0	0.0	0.0
44200	546500	Rent Of Equipment	0.0	0.0	0	0.0	0.0	0.0	0.0	0.0
44200	546610	DOIT Telecommunications	3.1	0.0	0	0.0	0.0	0.0	0.0	0.0
44200	546700	Subscriptions/Dues/License Fee	1.5	0.0	0	0.0	0.0	0.0	0.0	0.0
44200	547900	Miscellaneous Expense	0.0	0.0	0	0.0	0.0	0.0	0.0	0.0
44200	548300	Information Tech Equipment	18.5	0.0	0	0.0	0.0	0.0	0.0	0.0
44400	542200	Employee I/S Meals & Lodging	0.4	0.0	0	0.0	0.0	0.0	0.0	0.0
44400	542300	Brd & Comm Mbr Meals & Lodging	2.9	0.0	0	0.0	0.0	0.0	0.0	0.0
44400	542310	Brd & Comm Mbr Mileage & Fares	2.5	0.0	0	0.0	0.0	0.0	0.0	0.0
44400	542500	Transp - Fuel & Oil	0.2	0.0	0	0.0	0.0	0.0	0.0	0.0
44400	542600	Transp - Parts & Supplies	0.0	0.0	0	0.0	0.0	0.0	0.0	0.0
44400	542800	State Transp Pool Charges	1.9	0.0	0	0.0	0.0	0.0	0.0	0.0

Boards and Commissions

State of New Mexico

BU PCode Department
 42000 P616 1400000000-42000

E4 DentID Detail
 (Dollars in Thousands)

Fund	Account	2024-25 Actuals	2025-26 Opbud	2026-27 PCF Proj	FY 2027 Agency Request				Total	Justification
					GF	OSF	ISF/IAT	FF		
44400	543830	IT HW/SW Agreements	0.2	0.0	0	0.0	0.0	0.0	0.0	0.0
44400	544000	Supply Inventory IT	1.4	0.0	0	0.0	0.0	0.0	0.0	0.0
44400	544100	Supplies-Office Supplies	1.5	0.0	0	0.0	0.0	0.0	0.0	0.0
44400	544700	Supplies-Clothing,Unifrms,Linen	0.4	0.0	0	0.0	0.0	0.0	0.0	0.0
44400	544900	Supplies-Inventory Exempt	0.2	0.0	0	0.0	0.0	0.0	0.0	0.0
44400	545710	DOIT HCM Assessment Fees	0.7	0.0	0	0.0	0.0	0.0	0.0	0.0
44400	545900	Printing & Photo Services	0.1	0.0	0	0.0	0.0	0.0	0.0	0.0
44400	546100	Postage & Mail Services	2.4	0.0	0	0.0	0.0	0.0	0.0	0.0
44400	546500	Rent Of Equipment	4.1	0.0	0	0.0	0.0	0.0	0.0	0.0
44400	546700	Subscriptions/Dues/License Fee	0.5	0.0	0	0.0	0.0	0.0	0.0	0.0
44400	546810	Board Member Training	0.9	0.0	0	0.0	0.0	0.0	0.0	0.0
44400	546900	Advertising	0.5	0.0	0	0.0	0.0	0.0	0.0	0.0
44400	547900	Miscellaneous Expense	9.2	0.0	0	0.0	0.0	0.0	0.0	0.0
44400	548300	Information Tech Equipment	26.5	0.0	0	0.0	0.0	0.0	0.0	0.0
44400	549800	Brd & Comm O/S Mileage & Fares	0.7	0.0	0	0.0	0.0	0.0	0.0	0.0
44400	549900	Brd & Comm O/S Meals & Lodging	0.9	0.0	0	0.0	0.0	0.0	0.0	0.0
44600	542300	Brd & Comm Mbr Meals & Lodging	1.1	0.0	0	0.0	0.0	0.0	0.0	0.0
44600	542310	Brd & Comm Mbr Mileage & Fares	1.7	0.0	0	0.0	0.0	0.0	0.0	0.0
44600	542500	Transp - Fuel & Oil	0.2	0.0	0	0.0	0.0	0.0	0.0	0.0
44600	542600	Transp - Parts & Supplies	0.0	0.0	0	0.0	0.0	0.0	0.0	0.0
44600	542800	State Transp Pool Charges	0.9	0.0	0	0.0	0.0	0.0	0.0	0.0
44600	543830	IT HW/SW Agreements	0.2	0.0	0	0.0	0.0	0.0	0.0	0.0
44600	544000	Supply Inventory IT	0.0	0.0	0	0.0	0.0	0.0	0.0	0.0
44600	544100	Supplies-Office Supplies	0.1	0.0	0	0.0	0.0	0.0	0.0	0.0
44600	544700	Supplies-Clothing,Unifrms,Linen	0.4	0.0	0	0.0	0.0	0.0	0.0	0.0
44600	544900	Supplies-Inventory Exempt	0.0	0.0	0	0.0	0.0	0.0	0.0	0.0
44600	545700	ISD Services	0.2	0.0	0	0.0	0.0	0.0	0.0	0.0
44600	545710	DOIT HCM Assessment Fees	0.4	0.0	0	0.0	0.0	0.0	0.0	0.0
44600	546100	Postage & Mail Services	1.1	0.0	0	0.0	0.0	0.0	0.0	0.0
44600	546500	Rent Of Equipment	0.0	0.0	0	0.0	0.0	0.0	0.0	0.0
44600	546610	DOIT Telecommunications	0.5	0.0	0	0.0	0.0	0.0	0.0	0.0
44600	546700	Subscriptions/Dues/License Fee	1.3	0.0	0	0.0	0.0	0.0	0.0	0.0
44600	546810	Board Member Training	1.1	0.0	0	0.0	0.0	0.0	0.0	0.0
44600	547900	Miscellaneous Expense	4.4	0.0	0	0.0	0.0	0.0	0.0	0.0

Boards and Commissions

State of New Mexico

BU PCode Department
 42000 P616 1400000000-42000

E4 DentID Detail
 (Dollars in Thousands)

Fund	Account	2024-25 Actuals	2025-26 Opbud	2026-27 PCF Proj	FY 2027 Agency Request				Total	Justification
					GF	OSF	ISF/IAT	FF		
44600	548300	Information Tech Equipment	11.4	0.0	0	0.0	0.0	0.0	0.0	0.0
44600	549800	Brd & Comm O/S Mileage & Fares	1.1	0.0	0	0.0	0.0	0.0	0.0	0.0
44600	549900	Brd & Comm O/S Meals & Lodging	2.4	0.0	0	0.0	0.0	0.0	0.0	0.0
44700	542300	Brd & Comm Mbr Meals & Lodging	6.0	0.0	0	0.0	0.0	0.0	0.0	0.0
44700	542310	Brd & Comm Mbr Mileage & Fares	5.2	0.0	0	0.0	0.0	0.0	0.0	0.0
44700	542500	Transp - Fuel & Oil	0.2	0.0	0	0.0	0.0	0.0	0.0	0.0
44700	542600	Transp - Parts & Supplies	0.0	0.0	0	0.0	0.0	0.0	0.0	0.0
44700	542800	State Transp Pool Charges	5.3	0.0	0	0.0	0.0	0.0	0.0	0.0
44700	543830	IT HW/SW Agreements	1.2	0.0	0	0.0	0.0	0.0	0.0	0.0
44700	544000	Supply Inventory IT	3.9	0.0	0	0.0	0.0	0.0	0.0	0.0
44700	544100	Supplies-Office Supplies	1.7	0.0	0	0.0	0.0	0.0	0.0	0.0
44700	544200	Supplies-Medical,Lab,Personal	0.1	0.0	0	0.0	0.0	0.0	0.0	0.0
44700	544900	Supplies-Inventory Exempt	0.3	0.0	0	0.0	0.0	0.0	0.0	0.0
44700	545710	DOIT HCM Assessment Fees	2.3	0.0	0	0.0	0.0	0.0	0.0	0.0
44700	545900	Printing & Photo Services	3.7	0.0	0	0.0	0.0	0.0	0.0	0.0
44700	546100	Postage & Mail Services	3.3	0.0	0	0.0	0.0	0.0	0.0	0.0
44700	546500	Rent Of Equipment	1.4	0.0	0	0.0	0.0	0.0	0.0	0.0
44700	546700	Subscriptions/Dues/License Fee	4.8	0.0	0	0.0	0.0	0.0	0.0	0.0
44700	546800	Employee Training & Education	0.6	0.0	0	0.0	0.0	0.0	0.0	0.0
44700	546810	Board Member Training	0.7	0.0	0	0.0	0.0	0.0	0.0	0.0
44700	547900	Miscellaneous Expense	0.1	0.0	0	0.0	0.0	0.0	0.0	0.0
44700	548300	Information Tech Equipment	63.5	0.0	0	0.0	0.0	0.0	0.0	0.0
44700	549800	Brd & Comm O/S Mileage & Fares	0.9	0.0	0	0.0	0.0	0.0	0.0	0.0
44700	549900	Brd & Comm O/S Meals & Lodging	1.5	0.0	0	0.0	0.0	0.0	0.0	0.0
44800	542300	Brd & Comm Mbr Meals & Lodging	0.9	0.0	0	0.0	0.0	0.0	0.0	0.0
44800	542310	Brd & Comm Mbr Mileage & Fares	0.6	0.0	0	0.0	0.0	0.0	0.0	0.0
44800	542500	Transp - Fuel & Oil	0.2	0.0	0	0.0	0.0	0.0	0.0	0.0
44800	542600	Transp - Parts & Supplies	0.0	0.0	0	0.0	0.0	0.0	0.0	0.0
44800	544000	Supply Inventory IT	0.1	0.0	0	0.0	0.0	0.0	0.0	0.0
44800	544100	Supplies-Office Supplies	0.2	0.0	0	0.0	0.0	0.0	0.0	0.0
44800	544700	Supplies-Clothng,Unifrms,Linen	0.1	0.0	0	0.0	0.0	0.0	0.0	0.0
44800	545600	Reporting & Recording	1.0	0.0	0	0.0	0.0	0.0	0.0	0.0
44800	545700	ISD Services	0.4	0.0	0	0.0	0.0	0.0	0.0	0.0
44800	545710	DOIT HCM Assessment Fees	0.2	0.0	0	0.0	0.0	0.0	0.0	0.0

Boards and Commissions

State of New Mexico

BU PCode Department
 42000 P616 1400000000-42000

E4 DentID Detail
 (Dollars in Thousands)

Fund	Account	2024-25 Actuals	2025-26 Opbud	2026-27 PCF Proj	FY 2027 Agency Request				Total	Justification
					GF	OSF	ISF/IAT	FF		
44800	546100	Postage & Mail Services	0.7	0.0	0	0.0	0.0	0.0	0.0	0.0
44800	546610	DOIT Telecommunications	0.8	0.0	0	0.0	0.0	0.0	0.0	0.0
44800	546900	Advertising	0.2	0.0	0	0.0	0.0	0.0	0.0	0.0
44800	547900	Miscellaneous Expense	3.3	0.0	0	0.0	0.0	0.0	0.0	0.0
44800	548300	Information Tech Equipment	5.6	0.0	0	0.0	0.0	0.0	0.0	0.0
44900	542300	Brd & Comm Mbr Meals & Lodging	0.6	0.0	0	0.0	0.0	0.0	0.0	0.0
44900	542310	Brd & Comm Mbr Mileage & Fares	0.6	0.0	0	0.0	0.0	0.0	0.0	0.0
44900	542500	Transp - Fuel & Oil	0.2	0.0	0	0.0	0.0	0.0	0.0	0.0
44900	542600	Transp - Parts & Supplies	0.0	0.0	0	0.0	0.0	0.0	0.0	0.0
44900	542800	State Transp Pool Charges	0.8	0.0	0	0.0	0.0	0.0	0.0	0.0
44900	543830	IT HW/SW Agreements	0.2	0.0	0	0.0	0.0	0.0	0.0	0.0
44900	544000	Supply Inventory IT	0.0	0.0	0	0.0	0.0	0.0	0.0	0.0
44900	544100	Supplies-Office Supplies	0.0	0.0	0	0.0	0.0	0.0	0.0	0.0
44900	544700	Supplies-Clothng,Unifrms,Linen	0.5	0.0	0	0.0	0.0	0.0	0.0	0.0
44900	544900	Supplies-Inventory Exempt	0.0	0.0	0	0.0	0.0	0.0	0.0	0.0
44900	545600	Reporting & Recording	0.4	0.0	0	0.0	0.0	0.0	0.0	0.0
44900	545700	ISD Services	0.1	0.0	0	0.0	0.0	0.0	0.0	0.0
44900	545710	DOIT HCM Assessment Fees	0.3	0.0	0	0.0	0.0	0.0	0.0	0.0
44900	546100	Postage & Mail Services	0.3	0.0	0	0.0	0.0	0.0	0.0	0.0
44900	546500	Rent Of Equipment	0.0	0.0	0	0.0	0.0	0.0	0.0	0.0
44900	546610	DOIT Telecommunications	0.2	0.0	0	0.0	0.0	0.0	0.0	0.0
44900	546700	Subscriptions/Dues/License Fee	2.0	0.0	0	0.0	0.0	0.0	0.0	0.0
44900	546900	Advertising	0.1	0.0	0	0.0	0.0	0.0	0.0	0.0
44900	547900	Miscellaneous Expense	8.5	0.0	0	0.0	0.0	0.0	0.0	0.0
44900	548300	Information Tech Equipment	8.9	0.0	0	0.0	0.0	0.0	0.0	0.0
45000	542200	Employee I/S Meals & Lodging	0.1	0.0	0	0.0	0.0	0.0	0.0	0.0
45000	542300	Brd & Comm Mbr Meals & Lodging	1.8	0.0	0	0.0	0.0	0.0	0.0	0.0
45000	542310	Brd & Comm Mbr Mileage & Fares	1.1	0.0	0	0.0	0.0	0.0	0.0	0.0
45000	542500	Transp - Fuel & Oil	0.2	0.0	0	0.0	0.0	0.0	0.0	0.0
45000	542600	Transp - Parts & Supplies	0.0	0.0	0	0.0	0.0	0.0	0.0	0.0
45000	543830	IT HW/SW Agreements	0.2	0.0	0	0.0	0.0	0.0	0.0	0.0
45000	544000	Supply Inventory IT	0.2	0.0	0	0.0	0.0	0.0	0.0	0.0
45000	544100	Supplies-Office Supplies	0.4	0.0	0	0.0	0.0	0.0	0.0	0.0
45000	544700	Supplies-Clothng,Unifrms,Linen	0.1	0.0	0	0.0	0.0	0.0	0.0	0.0

Boards and Commissions

State of New Mexico

BU PCode Department
 42000 P616 1400000000-42000

E4 DentID Detail
 (Dollars in Thousands)

Fund	Account	2024-25 Actuals	2025-26 Opbud	2026-27 PCF Proj	FY 2027 Agency Request				Total	Justification
					GF	OSF	ISF/IAT	FF		
45000	544900	Supplies-Inventory Exempt	0.0	0.0	0	0.0	0.0	0.0	0.0	0.0
45000	545710	DOIT HCM Assessment Fees	0.3	0.0	0	0.0	0.0	0.0	0.0	0.0
45000	546100	Postage & Mail Services	1.0	0.0	0	0.0	0.0	0.0	0.0	0.0
45000	546610	DOIT Telecommunications	2.1	0.0	0	0.0	0.0	0.0	0.0	0.0
45000	546800	Employee Training & Education	0.0	0.0	0	0.0	0.0	0.0	0.0	0.0
45000	547900	Miscellaneous Expense	3.0	0.0	0	0.0	0.0	0.0	0.0	0.0
45000	548300	Information Tech Equipment	7.7	0.0	0	0.0	0.0	0.0	0.0	0.0
45100	542300	Brd & Comm Mbr Meals & Lodging	0.9	0.0	0	0.0	0.0	0.0	0.0	0.0
45100	542310	Brd & Comm Mbr Mileage & Fares	0.6	0.0	0	0.0	0.0	0.0	0.0	0.0
45100	542500	Transp - Fuel & Oil	0.2	0.0	0	0.0	0.0	0.0	0.0	0.0
45100	542600	Transp - Parts & Supplies	0.0	0.0	0	0.0	0.0	0.0	0.0	0.0
45100	542800	State Transp Pool Charges	0.9	0.0	0	0.0	0.0	0.0	0.0	0.0
45100	543830	IT HW/SW Agreements	0.2	0.0	0	0.0	0.0	0.0	0.0	0.0
45100	544000	Supply Inventory IT	0.0	0.0	0	0.0	0.0	0.0	0.0	0.0
45100	544100	Supplies-Office Supplies	0.1	0.0	0	0.0	0.0	0.0	0.0	0.0
45100	544700	Supplies-Clothing,Unifrms,Linen	0.5	0.0	0	0.0	0.0	0.0	0.0	0.0
45100	544900	Supplies-Inventory Exempt	0.0	0.0	0	0.0	0.0	0.0	0.0	0.0
45100	545700	ISD Services	0.1	0.0	0	0.0	0.0	0.0	0.0	0.0
45100	545710	DOIT HCM Assessment Fees	0.5	0.0	0	0.0	0.0	0.0	0.0	0.0
45100	546100	Postage & Mail Services	0.4	0.0	0	0.0	0.0	0.0	0.0	0.0
45100	546500	Rent Of Equipment	0.0	0.0	0	0.0	0.0	0.0	0.0	0.0
45100	546610	DOIT Telecommunications	0.3	0.0	0	0.0	0.0	0.0	0.0	0.0
45100	546700	Subscriptions/Dues/License Fee	0.9	0.0	0	0.0	0.0	0.0	0.0	0.0
45100	547900	Miscellaneous Expense	9.5	0.0	0	0.0	0.0	0.0	0.0	0.0
45100	548300	Information Tech Equipment	10.4	0.0	0	0.0	0.0	0.0	0.0	0.0
45300	542800	State Transp Pool Charges	0.0	0.0	0	0.0	0.0	0.0	0.0	0.0
45300	543830	IT HW/SW Agreements	0.0	0.0	0	0.0	0.0	0.0	0.0	0.0
45300	545710	DOIT HCM Assessment Fees	0.0	0.0	0	0.0	0.0	0.0	0.0	0.0
45300	546100	Postage & Mail Services	0.0	0.0	0	0.0	0.0	0.0	0.0	0.0
45300	546500	Rent Of Equipment	0.0	0.0	0	0.0	0.0	0.0	0.0	0.0
45300	547900	Miscellaneous Expense	0.0	0.0	0	0.0	0.0	0.0	0.0	0.0
45300	548300	Information Tech Equipment	0.0	0.0	0	0.0	0.0	0.0	0.0	0.0
45400	542200	Employee I/S Meals & Lodging	0.2	0.0	0	0.0	0.0	0.0	0.0	0.0
45400	542300	Brd & Comm Mbr Meals & Lodging	1.1	0.0	0	0.0	0.0	0.0	0.0	0.0

Boards and Commissions

State of New Mexico

BU PCode Department
 42000 P616 1400000000-42000

E4 DentID Detail
 (Dollars in Thousands)

Fund	Account	2024-25 Actuals	2025-26 Opbud	2026-27 PCF Proj	FY 2027 Agency Request				Total	Justification
					GF	OSF	ISF/IAT	FF		
45400	542310	0.6	0.0	0	0.0	0.0	0.0	0.0	0.0	Brd & Comm Mbr Mileage & Fares
45400	542500	0.2	0.0	0	0.0	0.0	0.0	0.0	0.0	Transp - Fuel & Oil
45400	542600	0.1	0.0	0	0.0	0.0	0.0	0.0	0.0	Transp - Parts & Supplies
45400	542800	1.9	0.0	0	0.0	0.0	0.0	0.0	0.0	State Transp Pool Charges
45400	543830	0.2	0.0	0	0.0	0.0	0.0	0.0	0.0	IT HW/SW Agreements
45400	544000	2.0	0.0	0	0.0	0.0	0.0	0.0	0.0	Supply Inventory IT
45400	544100	2.4	0.0	0	0.0	0.0	0.0	0.0	0.0	Supplies-Office Supplies
45400	544900	0.1	0.0	0	0.0	0.0	0.0	0.0	0.0	Supplies-Inventory Exempt
45400	545600	0.3	0.0	0	0.0	0.0	0.0	0.0	0.0	Reporting & Recording
45400	545700	0.5	0.0	0	0.0	0.0	0.0	0.0	0.0	ISD Services
45400	545710	0.9	0.0	0	0.0	0.0	0.0	0.0	0.0	DOIT HCM Assessment Fees
45400	546100	0.6	0.0	0	0.0	0.0	0.0	0.0	0.0	Postage & Mail Services
45400	546500	0.0	0.0	0	0.0	0.0	0.0	0.0	0.0	Rent Of Equipment
45400	546610	1.1	0.0	0	0.0	0.0	0.0	0.0	0.0	DOIT Telecommunications
45400	546700	2.8	0.0	0	0.0	0.0	0.0	0.0	0.0	Subscriptions/Dues/License Fee
45400	546900	0.7	0.0	0	0.0	0.0	0.0	0.0	0.0	Advertising
45400	547900	22.0	0.0	0	0.0	0.0	0.0	0.0	0.0	Miscellaneous Expense
45400	548300	22.8	0.0	0	0.0	0.0	0.0	0.0	0.0	Information Tech Equipment
45500	542300	1.0	0.0	0	0.0	0.0	0.0	0.0	0.0	Brd & Comm Mbr Meals & Lodging
45500	542310	3.0	0.0	0	0.0	0.0	0.0	0.0	0.0	Brd & Comm Mbr Mileage & Fares
45500	542500	0.2	0.0	0	0.0	0.0	0.0	0.0	0.0	Transp - Fuel & Oil
45500	542600	0.1	0.0	0	0.0	0.0	0.0	0.0	0.0	Transp - Parts & Supplies
45500	542800	2.7	0.0	0	0.0	0.0	0.0	0.0	0.0	State Transp Pool Charges
45500	543830	0.9	0.0	0	0.0	0.0	0.0	0.0	0.0	IT HW/SW Agreements
45500	544000	1.8	0.0	0	0.0	0.0	0.0	0.0	0.0	Supply Inventory IT
45500	544100	0.8	0.0	0	0.0	0.0	0.0	0.0	0.0	Supplies-Office Supplies
45500	544900	0.2	0.0	0	0.0	0.0	0.0	0.0	0.0	Supplies-Inventory Exempt
45500	545710	1.2	0.0	0	0.0	0.0	0.0	0.0	0.0	DOIT HCM Assessment Fees
45500	546100	2.0	0.0	0	0.0	0.0	0.0	0.0	0.0	Postage & Mail Services
45500	546500	0.0	0.0	0	0.0	0.0	0.0	0.0	0.0	Rent Of Equipment
45500	546610	3.8	0.0	0	0.0	0.0	0.0	0.0	0.0	DOIT Telecommunications
45500	546700	2.5	0.0	0	0.0	0.0	0.0	0.0	0.0	Subscriptions/Dues/License Fee
45500	546800	0.0	0.0	0	0.0	0.0	0.0	0.0	0.0	Employee Training & Education
45500	546900	0.2	0.0	0	0.0	0.0	0.0	0.0	0.0	Advertising

Boards and Commissions

State of New Mexico

BU PCode Department
 42000 P616 1400000000-42000

E4 DentID Detail
 (Dollars in Thousands)

Fund	Account	2024-25 Actuals	2025-26 Opbud	2026-27 PCF Proj	FY 2027 Agency Request				Total	Justification
					GF	OSF	ISF/IAT	FF		
45500	547900	Miscellaneous Expense	24.0	0.0	0	0.0	0.0	0.0	0.0	0.0
45500	548300	Information Tech Equipment	33.2	0.0	0	0.0	0.0	0.0	0.0	0.0
45600	542200	Employee I/S Meals & Lodging	1.7	0.0	0	0.0	0.0	0.0	0.0	0.0
45600	542300	Brd & Comm Mbr Meals & Lodging	0.7	0.0	0	0.0	0.0	0.0	0.0	0.0
45600	542310	Brd & Comm Mbr Mileage & Fares	0.7	0.0	0	0.0	0.0	0.0	0.0	0.0
45600	542500	Transp - Fuel & Oil	0.2	0.0	0	0.0	0.0	0.0	0.0	0.0
45600	542600	Transp - Parts & Supplies	0.0	0.0	0	0.0	0.0	0.0	0.0	0.0
45600	542800	State Transp Pool Charges	1.2	0.0	0	0.0	0.0	0.0	0.0	0.0
45600	543830	IT HW/SW Agreements	0.2	0.0	0	0.0	0.0	0.0	0.0	0.0
45600	544000	Supply Inventory IT	0.1	0.0	0	0.0	0.0	0.0	0.0	0.0
45600	544100	Supplies-Office Supplies	0.1	0.0	0	0.0	0.0	0.0	0.0	0.0
45600	544700	Supplies-Clothing,Uniforms,Linen	0.5	0.0	0	0.0	0.0	0.0	0.0	0.0
45600	544900	Supplies-Inventory Exempt	0.0	0.0	0	0.0	0.0	0.0	0.0	0.0
45600	545700	ISD Services	0.3	0.0	0	0.0	0.0	0.0	0.0	0.0
45600	545710	DOIT HCM Assessment Fees	0.5	0.0	0	0.0	0.0	0.0	0.0	0.0
45600	546100	Postage & Mail Services	0.8	0.0	0	0.0	0.0	0.0	0.0	0.0
45600	546500	Rent Of Equipment	0.0	0.0	0	0.0	0.0	0.0	0.0	0.0
45600	546610	DOIT Telecommunications	0.6	0.0	0	0.0	0.0	0.0	0.0	0.0
45600	546700	Subscriptions/Dues/License Fee	0.3	0.0	0	0.0	0.0	0.0	0.0	0.0
45600	546800	Employee Training & Education	0.0	0.0	0	0.0	0.0	0.0	0.0	0.0
45600	547900	Miscellaneous Expense	10.0	0.0	0	0.0	0.0	0.0	0.0	0.0
45600	548300	Information Tech Equipment	13.8	0.0	0	0.0	0.0	0.0	0.0	0.0
45700	542500	Transp - Fuel & Oil	0.2	0.0	0	0.0	0.0	0.0	0.0	0.0
45700	542600	Transp - Parts & Supplies	0.0	0.0	0	0.0	0.0	0.0	0.0	0.0
45700	542800	State Transp Pool Charges	2.1	0.0	0	0.0	0.0	0.0	0.0	0.0
45700	543830	IT HW/SW Agreements	0.2	0.0	0	0.0	0.0	0.0	0.0	0.0
45700	544000	Supply Inventory IT	0.4	0.0	0	0.0	0.0	0.0	0.0	0.0
45700	544100	Supplies-Office Supplies	0.1	0.0	0	0.0	0.0	0.0	0.0	0.0
45700	544900	Supplies-Inventory Exempt	0.0	0.0	0	0.0	0.0	0.0	0.0	0.0
45700	545700	ISD Services	0.0	0.0	0	0.0	0.0	0.0	0.0	0.0
45700	545710	DOIT HCM Assessment Fees	0.9	0.0	0	0.0	0.0	0.0	0.0	0.0
45700	546400	Rent Of Land & Buildings	1.9	0.0	0	0.0	0.0	0.0	0.0	0.0
45700	546500	Rent Of Equipment	0.0	0.0	0	0.0	0.0	0.0	0.0	0.0
45700	546610	DOIT Telecommunications	0.1	0.0	0	0.0	0.0	0.0	0.0	0.0

Boards and Commissions

State of New Mexico

BU PCode Department
42000 P616 1400000000-42000

E4 DentID Detail
(Dollars in Thousands)

Fund	Account	2024-25 Actuals	2025-26 Opbud	2026-27 PCF Proj	FY 2027 Agency Request				Total	Justification
					GF	OSF	ISF/IAT	FF		
45700	547900	Miscellaneous Expense	0.0	0.0	0	0.0	0.0	0.0	0.0	0.0
45700	548300	Information Tech Equipment	23.5	0.0	0	0.0	0.0	0.0	0.0	0.0
45900	542300	Brd & Comm Mbr Meals & Lodging	0.6	0.0	0	0.0	0.0	0.0	0.0	0.0
45900	542310	Brd & Comm Mbr Mileage & Fares	0.3	0.0	0	0.0	0.0	0.0	0.0	0.0
45900	542500	Transp - Fuel & Oil	0.2	0.0	0	0.0	0.0	0.0	0.0	0.0
45900	542600	Transp - Parts & Supplies	0.1	0.0	0	0.0	0.0	0.0	0.0	0.0
45900	543830	IT HW/SW Agreements	0.2	0.0	0	0.0	0.0	0.0	0.0	0.0
45900	544000	Supply Inventory IT	0.8	0.0	0	0.0	0.0	0.0	0.0	0.0
45900	544100	Supplies-Office Supplies	1.8	0.0	0	0.0	0.0	0.0	0.0	0.0
45900	544700	Supplies-Clothing,Unifrms,Linen	0.1	0.0	0	0.0	0.0	0.0	0.0	0.0
45900	544900	Supplies-Inventory Exempt	0.0	0.0	0	0.0	0.0	0.0	0.0	0.0
45900	545710	DOIT HCM Assessment Fees	0.3	0.0	0	0.0	0.0	0.0	0.0	0.0
45900	546100	Postage & Mail Services	3.5	0.0	0	0.0	0.0	0.0	0.0	0.0
45900	546800	Employee Training & Education	0.0	0.0	0	0.0	0.0	0.0	0.0	0.0
45900	547900	Miscellaneous Expense	3.0	0.0	0	0.0	0.0	0.0	0.0	0.0
45900	548300	Information Tech Equipment	9.2	0.0	0	0.0	0.0	0.0	0.0	0.0
46000	542300	Brd & Comm Mbr Meals & Lodging	0.5	0.0	0	0.0	0.0	0.0	0.0	0.0
46000	542500	Transp - Fuel & Oil	0.2	0.0	0	0.0	0.0	0.0	0.0	0.0
46000	542600	Transp - Parts & Supplies	0.0	0.0	0	0.0	0.0	0.0	0.0	0.0
46000	542800	State Transp Pool Charges	3.6	0.0	0	0.0	0.0	0.0	0.0	0.0
46000	543830	IT HW/SW Agreements	0.2	0.0	0	0.0	0.0	0.0	0.0	0.0
46000	544000	Supply Inventory IT	2.9	0.0	0	0.0	0.0	0.0	0.0	0.0
46000	544100	Supplies-Office Supplies	0.7	0.0	0	0.0	0.0	0.0	0.0	0.0
46000	544900	Supplies-Inventory Exempt	0.0	0.0	0	0.0	0.0	0.0	0.0	0.0
46000	545700	ISD Services	0.1	0.0	0	0.0	0.0	0.0	0.0	0.0
46000	545710	DOIT HCM Assessment Fees	1.6	0.0	0	0.0	0.0	0.0	0.0	0.0
46000	546100	Postage & Mail Services	0.0	0.0	0	0.0	0.0	0.0	0.0	0.0
46000	546400	Rent Of Land & Buildings	2.1	0.0	0	0.0	0.0	0.0	0.0	0.0
46000	546500	Rent Of Equipment	0.1	0.0	0	0.0	0.0	0.0	0.0	0.0
46000	546610	DOIT Telecommunications	0.3	0.0	0	0.0	0.0	0.0	0.0	0.0
46000	546700	Subscriptions/Dues/License Fee	6.7	0.0	0	0.0	0.0	0.0	0.0	0.0
46000	546800	Employee Training & Education	0.6	0.0	0	0.0	0.0	0.0	0.0	0.0
46000	547900	Miscellaneous Expense	42.4	0.0	0	0.0	0.0	0.0	0.0	0.0
46000	548300	Information Tech Equipment	39.4	0.0	0	0.0	0.0	0.0	0.0	0.0

Boards and Commissions

State of New Mexico

BU PCode Department
 42000 P616 1400000000-42000

E4 DentID Detail
 (Dollars in Thousands)

Fund	Account		2024-25	2025-26	2026-27	FY 2027 Agency Request				Justification	
			Actuals	Opbud	PCF Proj	GF	OSF	ISF/IAT	FF		Total
46500	542200	Employee I/S Meals & Lodging	0.1	0.0	0	0.0	0.0	0.0	0.0	0.0	
46500	542300	Brd & Comm Mbr Meals & Lodging	3.6	0.0	0	0.0	0.0	0.0	0.0	0.0	
46500	542310	Brd & Comm Mbr Mileage & Fares	4.3	0.0	0	0.0	0.0	0.0	0.0	0.0	
46500	542500	Transp - Fuel & Oil	0.2	0.0	0	0.0	0.0	0.0	0.0	0.0	
46500	542600	Transp - Parts & Supplies	0.1	0.0	0	0.0	0.0	0.0	0.0	0.0	
46500	542800	State Transp Pool Charges	2.4	0.0	0	0.0	0.0	0.0	0.0	0.0	
46500	543830	IT HW/SW Agreements	1.4	0.0	0	0.0	0.0	0.0	0.0	0.0	
46500	544000	Supply Inventory IT	0.1	0.0	0	0.0	0.0	0.0	0.0	0.0	
46500	544100	Supplies-Office Supplies	0.6	0.0	0	0.0	0.0	0.0	0.0	0.0	
46500	544900	Supplies-Inventory Exempt	0.0	0.0	0	0.0	0.0	0.0	0.0	0.0	
46500	545700	ISD Services	0.5	0.0	0	0.0	0.0	0.0	0.0	0.0	
46500	545710	DOIT HCM Assessment Fees	1.0	0.0	0	0.0	0.0	0.0	0.0	0.0	
46500	545900	Printing & Photo Services	0.5	0.0	0	0.0	0.0	0.0	0.0	0.0	
46500	546100	Postage & Mail Services	0.2	0.0	0	0.0	0.0	0.0	0.0	0.0	
46500	546400	Rent Of Land & Buildings	2.1	0.0	0	0.0	0.0	0.0	0.0	0.0	
46500	546500	Rent Of Equipment	0.8	0.0	0	0.0	0.0	0.0	0.0	0.0	
46500	546610	DOIT Telecommunications	1.0	0.0	0	0.0	0.0	0.0	0.0	0.0	
46500	546700	Subscriptions/Dues/License Fee	0.6	0.0	0	0.0	0.0	0.0	0.0	0.0	
46500	546800	Employee Training & Education	0.6	0.0	0	0.0	0.0	0.0	0.0	0.0	
46500	547900	Miscellaneous Expense	0.0	0.0	0	0.0	0.0	0.0	0.0	0.0	
46500	547999	Request to Pay Prior Year	4.6	0.0	0	0.0	0.0	0.0	0.0	0.0	
46500	548300	Information Tech Equipment	26.8	0.0	0	0.0	0.0	0.0	0.0	0.0	
46600	542300	Brd & Comm Mbr Meals & Lodging	1.4	0.0	0	0.0	0.0	0.0	0.0	0.0	
46600	542310	Brd & Comm Mbr Mileage & Fares	0.4	0.0	0	0.0	0.0	0.0	0.0	0.0	
46600	542500	Transp - Fuel & Oil	4.1	0.0	0	0.0	0.0	0.0	0.0	0.0	
46600	542600	Transp - Parts & Supplies	0.1	0.0	0	0.0	0.0	0.0	0.0	0.0	
46600	542800	State Transp Pool Charges	6.7	0.0	0	0.0	0.0	0.0	0.0	0.0	
46600	543830	IT HW/SW Agreements	1.9	0.0	0	0.0	0.0	0.0	0.0	0.0	
46600	544000	Supply Inventory IT	6.8	0.0	0	0.0	0.0	0.0	0.0	0.0	
46600	544100	Supplies-Office Supplies	1.4	0.0	0	0.0	0.0	0.0	0.0	0.0	
46600	544900	Supplies-Inventory Exempt	1.0	0.0	0	0.0	0.0	0.0	0.0	0.0	
46600	545710	DOIT HCM Assessment Fees	2.9	0.0	0	0.0	0.0	0.0	0.0	0.0	
46600	545900	Printing & Photo Services	0.6	0.0	0	0.0	0.0	0.0	0.0	0.0	
46600	546400	Rent Of Land & Buildings	12.6	0.0	0	0.0	0.0	0.0	0.0	0.0	

Boards and Commissions

State of New Mexico

BU PCode Department
 42000 P616 1400000000-42000

E4 DentID Detail
 (Dollars in Thousands)

Fund	Account	2024-25 Actuals	2025-26 Opbud	2026-27 PCF Proj	FY 2027 Agency Request				Total	Justification
					GF	OSF	ISF/IAT	FF		
46600	546500	Rent Of Equipment	0.9	0.0	0	0.0	0.0	0.0	0.0	0.0
46600	546610	DOIT Telecommunications	10.4	0.0	0	0.0	0.0	0.0	0.0	0.0
46600	546700	Subscriptions/Dues/License Fee	5.9	0.0	0	0.0	0.0	0.0	0.0	0.0
46600	546800	Employee Training & Education	0.6	0.0	0	0.0	0.0	0.0	0.0	0.0
46600	547900	Miscellaneous Expense	5.4	0.0	0	0.0	0.0	0.0	0.0	0.0
46600	548300	Information Tech Equipment	86.9	0.0	0	0.0	0.0	0.0	0.0	0.0
46600	549800	Brd & Comm O/S Mileage & Fares	0.0	0.0	0	0.0	0.0	0.0	0.0	0.0
46600	549900	Brd & Comm O/S Meals & Lodging	0.1	0.0	0	0.0	0.0	0.0	0.0	0.0
46700	542300	Brd & Comm Mbr Meals & Lodging	2.9	0.0	0	0.0	0.0	0.0	0.0	0.0
46700	542310	Brd & Comm Mbr Mileage & Fares	2.8	0.0	0	0.0	0.0	0.0	0.0	0.0
46700	542500	Transp - Fuel & Oil	0.2	0.0	0	0.0	0.0	0.0	0.0	0.0
46700	542600	Transp - Parts & Supplies	0.1	0.0	0	0.0	0.0	0.0	0.0	0.0
46700	542800	State Transp Pool Charges	4.6	0.0	0	0.0	0.0	0.0	0.0	0.0
46700	543830	IT HW/SW Agreements	1.2	0.0	0	0.0	0.0	0.0	0.0	0.0
46700	544000	Supply Inventory IT	6.4	0.0	0	0.0	0.0	0.0	0.0	0.0
46700	544100	Supplies-Office Supplies	4.8	0.0	0	0.0	0.0	0.0	0.0	0.0
46700	544900	Supplies-Inventory Exempt	0.6	0.0	0	0.0	0.0	0.0	0.0	0.0
46700	545710	DOIT HCM Assessment Fees	2.2	0.0	0	0.0	0.0	0.0	0.0	0.0
46700	545900	Printing & Photo Services	0.5	0.0	0	0.0	0.0	0.0	0.0	0.0
46700	546400	Rent Of Land & Buildings	24.9	0.0	0	0.0	0.0	0.0	0.0	0.0
46700	546500	Rent Of Equipment	0.8	0.0	0	0.0	0.0	0.0	0.0	0.0
46700	546700	Subscriptions/Dues/License Fee	4.3	0.0	0	0.0	0.0	0.0	0.0	0.0
46700	546800	Employee Training & Education	0.6	0.0	0	0.0	0.0	0.0	0.0	0.0
46700	547900	Miscellaneous Expense	41.4	0.0	0	0.0	0.0	0.0	0.0	0.0
46700	548300	Information Tech Equipment	67.8	0.0	0	0.0	0.0	0.0	0.0	0.0
46900	542100	Employee I/S Mileage & Fares	0.1	0.0	0	0.0	0.0	0.0	0.0	0.0
46900	542200	Employee I/S Meals & Lodging	0.1	0.0	0	0.0	0.0	0.0	0.0	0.0
46900	542300	Brd & Comm Mbr Meals & Lodging	2.5	0.0	0	0.0	0.0	0.0	0.0	0.0
46900	542310	Brd & Comm Mbr Mileage & Fares	1.7	0.0	0	0.0	0.0	0.0	0.0	0.0
46900	542500	Transp - Fuel & Oil	0.2	0.0	0	0.0	0.0	0.0	0.0	0.0
46900	542600	Transp - Parts & Supplies	0.0	0.0	0	0.0	0.0	0.0	0.0	0.0
46900	542800	State Transp Pool Charges	2.0	0.0	0	0.0	0.0	0.0	0.0	0.0
46900	543830	IT HW/SW Agreements	0.2	0.0	0	0.0	0.0	0.0	0.0	0.0
46900	544000	Supply Inventory IT	0.5	0.0	0	0.0	0.0	0.0	0.0	0.0

Boards and Commissions

State of New Mexico

BU PCode Department
 42000 P616 1400000000-42000

E4 DentID Detail
 (Dollars in Thousands)

Fund	Account	2024-25 Actuals	2025-26 Opbud	2026-27 PCF Proj	FY 2027 Agency Request				Total	Justification
					GF	OSF	ISF/IAT	FF		
46900	544100	Supplies-Office Supplies	1.2	0.0	0	0.0	0.0	0.0	0.0	0.0
46900	544700	Supplies-Clothng,Unifrms,Linen	0.5	0.0	0	0.0	0.0	0.0	0.0	0.0
46900	544900	Supplies-Inventory Exempt	0.1	0.0	0	0.0	0.0	0.0	0.0	0.0
46900	545600	Reporting & Recording	0.1	0.0	0	0.0	0.0	0.0	0.0	0.0
46900	545710	DOIT HCM Assessment Fees	0.9	0.0	0	0.0	0.0	0.0	0.0	0.0
46900	545900	Printing & Photo Services	3.1	0.0	0	0.0	0.0	0.0	0.0	0.0
46900	546100	Postage & Mail Services	5.3	0.0	0	0.0	0.0	0.0	0.0	0.0
46900	546500	Rent Of Equipment	1.8	0.0	0	0.0	0.0	0.0	0.0	0.0
46900	546700	Subscriptions/Dues/License Fee	0.3	0.0	0	0.0	0.0	0.0	0.0	0.0
46900	546800	Employee Training & Education	0.6	0.0	0	0.0	0.0	0.0	0.0	0.0
46900	546900	Advertising	0.1	0.0	0	0.0	0.0	0.0	0.0	0.0
46900	547900	Miscellaneous Expense	12.0	0.0	0	0.0	0.0	0.0	0.0	0.0
46900	548300	Information Tech Equipment	27.5	0.0	0	0.0	0.0	0.0	0.0	0.0
47100	542300	Brd & Comm Mbr Meals & Lodging	0.8	0.0	0	0.0	0.0	0.0	0.0	0.0
47100	542310	Brd & Comm Mbr Mileage & Fares	0.5	0.0	0	0.0	0.0	0.0	0.0	0.0
47100	542500	Transp - Fuel & Oil	0.2	0.0	0	0.0	0.0	0.0	0.0	0.0
47100	542600	Transp - Parts & Supplies	0.1	0.0	0	0.0	0.0	0.0	0.0	0.0
47100	542800	State Transp Pool Charges	0.8	0.0	0	0.0	0.0	0.0	0.0	0.0
47100	543830	IT HW/SW Agreements	0.6	0.0	0	0.0	0.0	0.0	0.0	0.0
47100	544000	Supply Inventory IT	0.1	0.0	0	0.0	0.0	0.0	0.0	0.0
47100	544100	Supplies-Office Supplies	0.2	0.0	0	0.0	0.0	0.0	0.0	0.0
47100	544700	Supplies-Clothng,Unifrms,Linen	0.4	0.0	0	0.0	0.0	0.0	0.0	0.0
47100	544900	Supplies-Inventory Exempt	0.0	0.0	0	0.0	0.0	0.0	0.0	0.0
47100	545600	Reporting & Recording	1.0	0.0	0	0.0	0.0	0.0	0.0	0.0
47100	545700	ISD Services	0.4	0.0	0	0.0	0.0	0.0	0.0	0.0
47100	545710	DOIT HCM Assessment Fees	0.4	0.0	0	0.0	0.0	0.0	0.0	0.0
47100	546100	Postage & Mail Services	0.9	0.0	0	0.0	0.0	0.0	0.0	0.0
47100	546500	Rent Of Equipment	0.0	0.0	0	0.0	0.0	0.0	0.0	0.0
47100	546610	DOIT Telecommunications	0.8	0.0	0	0.0	0.0	0.0	0.0	0.0
47100	546900	Advertising	2.9	0.0	0	0.0	0.0	0.0	0.0	0.0
47100	547900	Miscellaneous Expense	5.0	0.0	0	0.0	0.0	0.0	0.0	0.0
47100	548300	Information Tech Equipment	9.5	0.0	0	0.0	0.0	0.0	0.0	0.0
47300	542300	Brd & Comm Mbr Meals & Lodging	2.2	0.0	0	0.0	0.0	0.0	0.0	0.0
47300	542310	Brd & Comm Mbr Mileage & Fares	1.0	0.0	0	0.0	0.0	0.0	0.0	0.0

Boards and Commissions

State of New Mexico

BU PCode Department
 42000 P616 1400000000-42000

E4 DentID Detail
 (Dollars in Thousands)

Fund	Account	2024-25 Actuals	2025-26 Opbud	2026-27 PCF Proj	FY 2027 Agency Request				Total	Justification
					GF	OSF	ISF/IAT	FF		
47300	542500	0.2	0.0	0	0.0	0.0	0.0	0.0	0.0	Transp - Fuel & Oil
47300	542600	0.1	0.0	0	0.0	0.0	0.0	0.0	0.0	Transp - Parts & Supplies
47300	542800	0.8	0.0	0	0.0	0.0	0.0	0.0	0.0	State Transp Pool Charges
47300	543830	0.2	0.0	0	0.0	0.0	0.0	0.0	0.0	IT HW/SW Agreements
47300	544000	0.2	0.0	0	0.0	0.0	0.0	0.0	0.0	Supply Inventory IT
47300	544100	1.5	0.0	0	0.0	0.0	0.0	0.0	0.0	Supplies-Office Supplies
47300	544700	0.1	0.0	0	0.0	0.0	0.0	0.0	0.0	Supplies-Clothng,Unifrms,Linen
47300	544900	0.1	0.0	0	0.0	0.0	0.0	0.0	0.0	Supplies-Inventory Exempt
47300	545600	0.6	0.0	0	0.0	0.0	0.0	0.0	0.0	Reporting & Recording
47300	545710	0.3	0.0	0	0.0	0.0	0.0	0.0	0.0	DOIT HCM Assessment Fees
47300	546100	0.1	0.0	0	0.0	0.0	0.0	0.0	0.0	Postage & Mail Services
47300	546610	0.8	0.0	0	0.0	0.0	0.0	0.0	0.0	DOIT Telecommunications
47300	546700	0.5	0.0	0	0.0	0.0	0.0	0.0	0.0	Subscriptions/Dues/License Fee
47300	546810	0.3	0.0	0	0.0	0.0	0.0	0.0	0.0	Board Member Training
47300	546900	0.1	0.0	0	0.0	0.0	0.0	0.0	0.0	Advertising
47300	547900	3.0	0.0	0	0.0	0.0	0.0	0.0	0.0	Miscellaneous Expense
47300	547999	0.7	0.0	0	0.0	0.0	0.0	0.0	0.0	Request to Pay Prior Year
47300	548300	11.6	0.0	0	0.0	0.0	0.0	0.0	0.0	Information Tech Equipment
47300	549800	0.5	0.0	0	0.0	0.0	0.0	0.0	0.0	Brd & Comm O/S Mileage & Fares
47300	549900	0.4	0.0	0	0.0	0.0	0.0	0.0	0.0	Brd & Comm O/S Meals & Lodging
47400	542300	0.5	0.0	0	0.0	0.0	0.0	0.0	0.0	Brd & Comm Mbr Meals & Lodging
47400	542310	0.3	0.0	0	0.0	0.0	0.0	0.0	0.0	Brd & Comm Mbr Mileage & Fares
47400	542500	0.2	0.0	0	0.0	0.0	0.0	0.0	0.0	Transp - Fuel & Oil
47400	542600	0.1	0.0	0	0.0	0.0	0.0	0.0	0.0	Transp - Parts & Supplies
47400	543830	0.2	0.0	0	0.0	0.0	0.0	0.0	0.0	IT HW/SW Agreements
47400	544000	0.1	0.0	0	0.0	0.0	0.0	0.0	0.0	Supply Inventory IT
47400	544100	0.3	0.0	0	0.0	0.0	0.0	0.0	0.0	Supplies-Office Supplies
47400	545600	0.1	0.0	0	0.0	0.0	0.0	0.0	0.0	Reporting & Recording
47400	545700	0.3	0.0	0	0.0	0.0	0.0	0.0	0.0	ISD Services
47400	545710	0.1	0.0	0	0.0	0.0	0.0	0.0	0.0	DOIT HCM Assessment Fees
47400	546100	0.5	0.0	0	0.0	0.0	0.0	0.0	0.0	Postage & Mail Services
47400	546610	1.2	0.0	0	0.0	0.0	0.0	0.0	0.0	DOIT Telecommunications
47400	546900	0.8	0.0	0	0.0	0.0	0.0	0.0	0.0	Advertising
47400	547900	0.5	0.0	0	0.0	0.0	0.0	0.0	0.0	Miscellaneous Expense

Boards and Commissions

State of New Mexico

BU PCode Department
42000 P616 1400000000-42000

E4 DentID Detail
(Dollars in Thousands)

Fund	Account	2024-25 Actuals	2025-26 Opbud	2026-27 PCF Proj	FY 2027 Agency Request				Total	Justification
					GF	OSF	ISF/IAT	FF		
47400	548300	Information Tech Equipment	2.6	0.0	0	0.0	0.0	0.0	0.0	0.0
47500	542300	Brd & Comm Mbr Meals & Lodging	0.8	0.0	0	0.0	0.0	0.0	0.0	0.0
47500	542310	Brd & Comm Mbr Mileage & Fares	0.6	0.0	0	0.0	0.0	0.0	0.0	0.0
47500	542500	Transp - Fuel & Oil	0.2	0.0	0	0.0	0.0	0.0	0.0	0.0
47500	542600	Transp - Parts & Supplies	0.1	0.0	0	0.0	0.0	0.0	0.0	0.0
47500	543830	IT HW/SW Agreements	0.2	0.0	0	0.0	0.0	0.0	0.0	0.0
47500	544000	Supply Inventory IT	0.0	0.0	0	0.0	0.0	0.0	0.0	0.0
47500	544100	Supplies-Office Supplies	0.0	0.0	0	0.0	0.0	0.0	0.0	0.0
47500	544900	Supplies-Inventory Exempt	0.0	0.0	0	0.0	0.0	0.0	0.0	0.0
47500	545700	ISD Services	0.1	0.0	0	0.0	0.0	0.0	0.0	0.0
47500	545710	DOIT HCM Assessment Fees	0.1	0.0	0	0.0	0.0	0.0	0.0	0.0
47500	546100	Postage & Mail Services	0.1	0.0	0	0.0	0.0	0.0	0.0	0.0
47500	546610	DOIT Telecommunications	0.2	0.0	0	0.0	0.0	0.0	0.0	0.0
47500	546900	Advertising	0.1	0.0	0	0.0	0.0	0.0	0.0	0.0
47500	547900	Miscellaneous Expense	0.7	0.0	0	0.0	0.0	0.0	0.0	0.0
47500	548300	Information Tech Equipment	2.1	0.0	0	0.0	0.0	0.0	0.0	0.0
64300	543830	IT HW/SW Agreements	0.2	0.0	0	0.0	0.0	0.0	0.0	0.0
64300	545710	DOIT HCM Assessment Fees	0.1	0.0	0	0.0	0.0	0.0	0.0	0.0
64300	548300	Information Tech Equipment	2.3	0.0	0	0.0	0.0	0.0	0.0	0.0
	400	Other	1,532.9	0.0	0	0.0	0.0	0.0	0.0	0.0
20110	555106	OFU - INTRA-Agency	27.4	0.0	0	0.0	0.0	0.0	0.0	0.0
20980	555106	OFU - INTRA-Agency	37.0	0.0	0	0.0	0.0	0.0	0.0	0.0
21100	555106	OFU - INTRA-Agency	8.5	0.0	0	0.0	0.0	0.0	0.0	0.0
29700	555106	OFU - INTRA-Agency	2.9	0.0	0	0.0	0.0	0.0	0.0	0.0
43300	555106	OFU - INTRA-Agency	9.9	0.0	0	0.0	0.0	0.0	0.0	0.0
43900	555106	OFU - INTRA-Agency	1,441.4	0.0	0	0.0	0.0	0.0	0.0	0.0
44010	555106	OFU - INTRA-Agency	117.0	0.0	0	0.0	0.0	0.0	0.0	0.0
44100	555106	OFU - INTRA-Agency	49.4	0.0	0	0.0	0.0	0.0	0.0	0.0
44200	555106	OFU - INTRA-Agency	121.0	0.0	0	0.0	0.0	0.0	0.0	0.0
44400	555106	OFU - INTRA-Agency	432.9	0.0	0	0.0	0.0	0.0	0.0	0.0
44500	555106	OFU - INTRA-Agency	1.0	0.0	0	0.0	0.0	0.0	0.0	0.0
44600	555106	OFU - INTRA-Agency	140.5	0.0	0	0.0	0.0	0.0	0.0	0.0
44700	555106	OFU - INTRA-Agency	675.0	0.0	0	0.0	0.0	0.0	0.0	0.0
44800	555106	OFU - INTRA-Agency	16.9	0.0	0	0.0	0.0	0.0	0.0	0.0

Boards and Commissions

State of New Mexico

BU PCode Department
 42000 P616 1400000000-42000

E4 DentID Detail
 (Dollars in Thousands)

Fund	Account		2024-25	2025-26	2026-27	FY 2027 Agency Request				Justification	
			Actuals	Opbud	PCF Proj	GF	OSF	ISF/IAT	FF		Total
44900	555106	OFU - INTRA-Agency	32.2	0.0	0	0.0	0.0	0.0	0.0	0.0	
45000	555106	OFU - INTRA-Agency	78.1	0.0	0	0.0	0.0	0.0	0.0	0.0	
45100	555106	OFU - INTRA-Agency	94.3	0.0	0	0.0	0.0	0.0	0.0	0.0	
45300	555100	Other Financing Uses	65.9	0.0	0	0.0	0.0	0.0	0.0	0.0	
45400	555106	OFU - INTRA-Agency	179.3	0.0	0	0.0	0.0	0.0	0.0	0.0	
45500	555106	OFU - INTRA-Agency	194.7	0.0	0	0.0	0.0	0.0	0.0	0.0	
45600	555106	OFU - INTRA-Agency	138.0	0.0	0	0.0	0.0	0.0	0.0	0.0	
45900	555106	OFU - INTRA-Agency	344.6	0.0	0	0.0	0.0	0.0	0.0	0.0	
46000	555106	OFU - INTRA-Agency	11.8	0.0	0	0.0	0.0	0.0	0.0	0.0	
46500	555106	OFU - INTRA-Agency	206.2	0.0	0	0.0	0.0	0.0	0.0	0.0	
46600	555106	OFU - INTRA-Agency	544.9	0.0	0	0.0	0.0	0.0	0.0	0.0	
46700	555106	OFU - INTRA-Agency	1,232.0	0.0	0	0.0	0.0	0.0	0.0	0.0	
46900	555106	OFU - INTRA-Agency	277.4	0.0	0	0.0	0.0	0.0	0.0	0.0	
47100	555106	OFU - INTRA-Agency	9.3	0.0	0	0.0	0.0	0.0	0.0	0.0	
47300	555106	OFU - INTRA-Agency	157.2	0.0	0	0.0	0.0	0.0	0.0	0.0	
47400	555106	OFU - INTRA-Agency	104.1	0.0	0	0.0	0.0	0.0	0.0	0.0	
47500	555106	OFU - INTRA-Agency	22.8	0.0	0	0.0	0.0	0.0	0.0	0.0	
50150	555106	OFU - INTRA-Agency	255.0	0.0	0	0.0	0.0	0.0	0.0	0.0	
64300	555106	OFU - INTRA-Agency	10.2	0.0	0	0.0	0.0	0.0	0.0	0.0	
	500	Other financing uses	7,038.8	0.0	0	0.0	0.0	0.0	0.0	0.0	
TOTAL EXPENSE			16,054.6	0.0	8,887.31	0.0	0.0	0.0	0.0	0.0	

Boards and Commissions

BU PCode Department
 42000 P616 8500000000-42000

State of New Mexico

E4 DentID Detail
 (Dollars in Thousands)

Fund	Account		2024-25	2025-26	2026-27	FY 2027 Agency Request				Total	Justification	
			Actuals	Opbud	PCF Proj	GF	OSF	ISF/IAT	FF			
46400	542200	Employee I/S Meals & Lodging	19.1	0.0	0	0.0	0.0	0.0	0.0	0.0	0.0	
46400	542300	Brd & Comm Mbr Meals & Lodging	2.3	0.0	0	0.0	0.0	0.0	0.0	0.0	0.0	
46400	542310	Brd & Comm Mbr Mileage & Fares	2.2	0.0	0	0.0	0.0	0.0	0.0	0.0	0.0	
46400	542500	Transp - Fuel & Oil	9.7	0.0	0	0.0	0.0	0.0	0.0	0.0	0.0	
46400	542600	Transp - Parts & Supplies	0.8	0.0	0	0.0	0.0	0.0	0.0	0.0	0.0	
46400	542800	State Transp Pool Charges	10.2	0.0	0	0.0	0.0	0.0	0.0	0.0	0.0	
46400	543300	Maint - Buildings & Structures	0.1	0.0	0	0.0	0.0	0.0	0.0	0.0	0.0	
46400	543830	IT HW/SW Agreements	1.7	0.0	0	0.0	0.0	0.0	0.0	0.0	0.0	
46400	544000	Supply Inventory IT	17.7	0.0	0	0.0	0.0	0.0	0.0	0.0	0.0	
46400	544100	Supplies-Office Supplies	2.4	0.0	0	0.0	0.0	0.0	0.0	0.0	0.0	
46400	544400	Supplies-Field Supplies	15.6	0.0	0	0.0	0.0	0.0	0.0	0.0	0.0	
46400	544700	Supplies-Clothing,Unifrms,Linen	1.6	0.0	0	0.0	0.0	0.0	0.0	0.0	0.0	
46400	544900	Supplies-Inventory Exempt	4.8	0.0	0	0.0	0.0	0.0	0.0	0.0	0.0	
46400	545700	ISD Services	0.1	0.0	0	0.0	0.0	0.0	0.0	0.0	0.0	
46400	545710	DOIT HCM Assessment Fees	5.3	0.0	0	0.0	0.0	0.0	0.0	0.0	0.0	
46400	545900	Printing & Photo Services	1.5	0.0	0	0.0	0.0	0.0	0.0	0.0	0.0	
46400	546400	Rent Of Land & Buildings	48.7	0.0	0	0.0	0.0	0.0	0.0	0.0	0.0	
46400	546500	Rent Of Equipment	0.9	0.0	0	0.0	0.0	0.0	0.0	0.0	0.0	
46400	546610	DOIT Telecommunications	11.3	0.0	0	0.0	0.0	0.0	0.0	0.0	0.0	
46400	546700	Subscriptions/Dues/License Fee	19.8	0.0	0	0.0	0.0	0.0	0.0	0.0	0.0	
46400	546800	Employee Training & Education	8.2	0.0	0	0.0	0.0	0.0	0.0	0.0	0.0	
46400	546810	Board Member Training	3.5	0.0	0	0.0	0.0	0.0	0.0	0.0	0.0	
46400	546900	Advertising	3.6	0.0	0	0.0	0.0	0.0	0.0	0.0	0.0	
46400	547900	Miscellaneous Expense	185.4	0.0	0	0.0	0.0	0.0	0.0	0.0	0.0	
46400	547999	Request to Pay Prior Year	0.4	0.0	0	0.0	0.0	0.0	0.0	0.0	0.0	
46400	548300	Information Tech Equipment	234.3	0.0	0	0.0	0.0	0.0	0.0	0.0	0.0	
	400	Other	611.2	0.0	0	0.0	0.0	0.0	0.0	0.0	0.0	
46400	555106	OFU - INTRA-Agency	3,752.7	0.0	0	0.0	0.0	0.0	0.0	0.0	0.0	
	500	Other financing uses	3,752.7	0.0	0	0.0	0.0	0.0	0.0	0.0	0.0	
TOTAL EXPENSE			4,363.9	0.0	0	0.0	0.0	0.0	0.0	0.0	0.0	

Securities

State of New Mexico

BU PCode Department
 42000 P617 6000000000-42000

E4 DentID Detail
 (Dollars in Thousands)

Fund	Account		2024-25	2025-26	2026-27	FY 2027 Agency Request				Total	Justification
			Actuals	Opbud	PCF Proj	GF	OSF	ISF/IAT	FF		
43300	520300	Classified Perm Positions F/T	261.2	0.0	1,071.24	0.0	0.0	0.0	0.0	0.0	
43300	521100	Group Insurance Premium	14.6	0.0	93.23	0.0	0.0	0.0	0.0	0.0	
43300	521200	Retirement Contributions	50.2	0.0	203.75	0.0	0.0	0.0	0.0	0.0	
43300	521300	F I C A	19.1	0.0	65.66	0.0	0.0	0.0	0.0	0.0	
43300	521400	Workers' Comp Assessment Fee	0.0	0.0	0	0.0	0.0	0.0	0.0	0.0	
43300	521700	RHC Act Contributions	5.2	0.0	21.18	0.0	0.0	0.0	0.0	0.0	
	200	Personal services and employee benef	350.4	0.0	1,455.06	0.0	0.0	0.0	0.0	0.0	
43300	542200	Employee I/S Meals & Lodging	0.4	0.0	0	0.0	0.0	0.0	0.0	0.0	
43300	543830	IT HW/SW Agreements	5.1	0.0	0	0.0	0.0	0.0	0.0	0.0	
43300	544000	Supply Inventory IT	(11.2)	0.0	0	0.0	0.0	0.0	0.0	0.0	
43300	544900	Supplies-Inventory Exempt	0.6	0.0	0	0.0	0.0	0.0	0.0	0.0	
43300	545700	ISD Services	0.3	0.0	0	0.0	0.0	0.0	0.0	0.0	
43300	545900	Printing & Photo Services	1.5	0.0	0	0.0	0.0	0.0	0.0	0.0	
43300	546400	Rent Of Land & Buildings	34.2	0.0	0	0.0	0.0	0.0	0.0	0.0	
43300	546500	Rent Of Equipment	13.2	0.0	0	0.0	0.0	0.0	0.0	0.0	
43300	546610	DOIT Telecommunications	1.8	0.0	0	0.0	0.0	0.0	0.0	0.0	
43300	546700	Subscriptions/Dues/License Fee	6.8	0.0	0	0.0	0.0	0.0	0.0	0.0	
43300	546800	Employee Training & Education	0.1	0.0	0	0.0	0.0	0.0	0.0	0.0	
43300	547900	Miscellaneous Expense	0.1	0.0	0	0.0	0.0	0.0	0.0	0.0	
	400	Other	53.0	0.0	0	0.0	0.0	0.0	0.0	0.0	
TOTAL EXPENSE			403.4	0.0	1,455.06	0.0	0.0	0.0	0.0	0.0	

Securities

State of New Mexico

BU PCode Department
 42000 P617 6030000000-42000

E4 DentID Detail
 (Dollars in Thousands)

Fund	Account		2024-25	2025-26	2026-27	FY 2027 Agency Request				Total	Justification
			Actuals	Opbud	PCF Proj	GF	OSF	ISF/IAT	FF		
04400	520300	Classified Perm Positions F/T	747.7	0.0	0	0.0	0.0	0.0	0.0	0.0	Expenditures exceed revenue for FY25 Actuals due to depleted fund balance in 04400
04400	520600	Paid Unused Sick Leave	2.6	0.0	0	0.0	0.0	0.0	0.0	0.0	
04400	521100	Group Insurance Premium	50.7	0.0	0	0.0	0.0	0.0	0.0	0.0	
04400	521200	Retirement Contributions	168.9	0.0	0	0.0	0.0	0.0	0.0	0.0	
04400	521300	F I C A	64.5	0.0	0	0.0	0.0	0.0	0.0	0.0	
04400	521400	Workers' Comp Assessment Fee	0.1	0.0	0	0.0	0.0	0.0	0.0	0.0	
04400	521410	GSD Work Comp Insur Premium	4.1	0.0	0	0.0	0.0	0.0	0.0	0.0	
04400	521500	Unemployment Comp Premium	0.4	0.0	0	0.0	0.0	0.0	0.0	0.0	
04400	521600	Employee Liability Ins Premium	11.2	0.0	0	0.0	0.0	0.0	0.0	0.0	
04400	521700	RHC Act Contributions	17.6	0.0	0	0.0	0.0	0.0	0.0	0.0	
	200	Personal services and employee benef	1,067.8	0.0	0	0.0	0.0	0.0	0.0	0.0	
04400	542200	Employee I/S Meals & Lodging	4.5	0.0	0	0.0	0.0	0.0	0.0	0.0	
04400	542500	Transp - Fuel & Oil	5.0	0.0	0	0.0	0.0	0.0	0.0	0.0	
04400	542600	Transp - Parts & Supplies	0.3	0.0	0	0.0	0.0	0.0	0.0	0.0	
04400	542800	State Transp Pool Charges	33.0	0.0	0	0.0	0.0	0.0	0.0	0.0	
04400	543830	IT HW/SW Agreements	18.1	0.0	0	0.0	0.0	0.0	0.0	0.0	
04400	544000	Supply Inventory IT	21.6	0.0	0	0.0	0.0	0.0	0.0	0.0	
04400	544100	Supplies-Office Supplies	1.5	0.0	0	0.0	0.0	0.0	0.0	0.0	
04400	544400	Supplies-Field Supplies	3.2	0.0	0	0.0	0.0	0.0	0.0	0.0	
04400	544900	Supplies-Inventory Exempt	0.5	0.0	0	0.0	0.0	0.0	0.0	0.0	
04400	545700	ISD Services	1.0	0.0	0	0.0	0.0	0.0	0.0	0.0	
04400	545710	DOIT HCM Assessment Fees	6.9	0.0	0	0.0	0.0	0.0	0.0	0.0	
04400	545900	Printing & Photo Services	1.7	0.0	0	0.0	0.0	0.0	0.0	0.0	
04400	546100	Postage & Mail Services	0.2	0.0	0	0.0	0.0	0.0	0.0	0.0	
04400	546400	Rent Of Land & Buildings	2.4	0.0	0	0.0	0.0	0.0	0.0	0.0	
04400	546409	Rent Expense - Interagency	1.0	0.0	0	0.0	0.0	0.0	0.0	0.0	
04400	546500	Rent Of Equipment	2.9	0.0	0	0.0	0.0	0.0	0.0	0.0	
04400	546610	DOIT Telecommunications	21.9	0.0	0	0.0	0.0	0.0	0.0	0.0	
04400	546700	Subscriptions/Dues/License Fee	41.6	0.0	0	0.0	0.0	0.0	0.0	0.0	
04400	546800	Employee Training & Education	0.6	0.0	0	0.0	0.0	0.0	0.0	0.0	
04400	546900	Advertising	150.0	0.0	0	0.0	0.0	0.0	0.0	0.0	
04400	547900	Miscellaneous Expense	5.2	0.0	0	0.0	0.0	0.0	0.0	0.0	

Securities

State of New Mexico

BU PCode Department
 42000 P617 6030000000-42000

E4 DentID Detail
 (Dollars in Thousands)

Fund	Account		2024-25	2025-26	2026-27	FY 2027 Agency Request				Total	Justification
			Actuals	Opbud	PCF Proj	GF	OSF	ISF/IAT	FF		
04400	548300	Information Tech Equipment	2.0	0.0	0	0.0	0.0	0.0	0.0	0.0	
	400	Other	324.9	0.0	0	0.0	0.0	0.0	0.0	0.0	
04400	555106	OFU - INTRA-Agency	252.2	0.0	0	0.0	0.0	0.0	0.0	0.0	
	500	Other financing uses	252.2	0.0	0	0.0	0.0	0.0	0.0	0.0	
TOTAL EXPENSE			1,644.9	0.0	0	0.0	0.0	0.0	0.0	0.0	

Manufactured Housing

State of New Mexico

BU PCode Department
 42000 P619 3000000000-42000

E4 DentID Detail
 (Dollars in Thousands)

Fund	Account		2024-25	2025-26	2026-27	FY 2027 Agency Request				Total	Justification
			Actuals	Opbud	PCF Proj	GF	OSF	ISF/IAT	FF		
43300	520300	Classified Perm Positions F/T	68.2	0.0	271.9	0.0	0.0	0.0	0.0	0.0	
43300	521100	Group Insurance Premium	11.7	0.0	78.93	0.0	0.0	0.0	0.0	0.0	
43300	521200	Retirement Contributions	12.9	0.0	51.72	0.0	0.0	0.0	0.0	0.0	
43300	521300	F I C A	4.6	0.0	16.67	0.0	0.0	0.0	0.0	0.0	
43300	521400	Workers' Comp Assessment Fee	0.0	0.0	0	0.0	0.0	0.0	0.0	0.0	
43300	521700	RHC Act Contributions	1.3	0.0	5.38	0.0	0.0	0.0	0.0	0.0	
	200	Personal services and employee benef	98.9	0.0	424.59	0.0	0.0	0.0	0.0	0.0	
43300	542100	Employee I/S Mileage & Fares	0.0	0.0	0	0.0	0.0	0.0	0.0	0.0	
43300	542200	Employee I/S Meals & Lodging	2.2	0.0	0	0.0	0.0	0.0	0.0	0.0	
43300	542300	Brd & Comm Mbr Meals & Lodging	1.0	0.0	0	0.0	0.0	0.0	0.0	0.0	
43300	542310	Brd & Comm Mbr Mileage & Fares	1.6	0.0	0	0.0	0.0	0.0	0.0	0.0	
43300	542500	Transp - Fuel & Oil	31.9	0.0	0	0.0	0.0	0.0	0.0	0.0	
43300	542600	Transp - Parts & Supplies	0.2	0.0	0	0.0	0.0	0.0	0.0	0.0	
43300	543830	IT HW/SW Agreements	34.3	0.0	0	0.0	0.0	0.0	0.0	0.0	
43300	544100	Supplies-Office Supplies	0.2	0.0	0	0.0	0.0	0.0	0.0	0.0	
43300	545700	ISD Services	2.8	0.0	0	0.0	0.0	0.0	0.0	0.0	
43300	545710	DOIT HCM Assessment Fees	5.2	0.0	0	0.0	0.0	0.0	0.0	0.0	
43300	545900	Printing & Photo Services	1.7	0.0	0	0.0	0.0	0.0	0.0	0.0	
43300	546100	Postage & Mail Services	1.0	0.0	0	0.0	0.0	0.0	0.0	0.0	
43300	546400	Rent Of Land & Buildings	29.7	0.0	0	0.0	0.0	0.0	0.0	0.0	
43300	546500	Rent Of Equipment	0.3	0.0	0	0.0	0.0	0.0	0.0	0.0	
43300	546600	Communications	0.7	0.0	0	0.0	0.0	0.0	0.0	0.0	
43300	546610	DOIT Telecommunications	8.8	0.0	0	0.0	0.0	0.0	0.0	0.0	
43300	546800	Employee Training & Education	0.1	0.0	0	0.0	0.0	0.0	0.0	0.0	
43300	546900	Advertising	0.1	0.0	0	0.0	0.0	0.0	0.0	0.0	
43300	547900	Miscellaneous Expense	0.2	0.0	0	0.0	0.0	0.0	0.0	0.0	
43300	549600	Employee O/S Mileage & Fares	2.2	0.0	0	0.0	0.0	0.0	0.0	0.0	
43300	549700	Employee O/S Meals & Lodging	0.8	0.0	0	0.0	0.0	0.0	0.0	0.0	
	400	Other	125.0	0.0	0	0.0	0.0	0.0	0.0	0.0	
TOTAL EXPENSE			223.9	0.0	424.59	0.0	0.0	0.0	0.0	0.0	

Manufactured Housing

BU PCode Department
 42000 P619 3100000000-42000

State of New Mexico

E4 DentID Detail
 (Dollars in Thousands)

Fund	Account		2024-25	2025-26	2026-27	FY 2027 Agency Request				Total	Justification
			Actuals	Opbud	PCF Proj	GF	OSF	ISF/IAT	FF		
47200	520300	Classified Perm Positions F/T	219.6	0.0	530.55	0.0	0.0	0.0	0.0	0.0	
47200	520700	Overtime & Other Premium Pay	0.9	0.0	0	0.0	0.0	0.0	0.0	0.0	
47200	520800	Annl & Comp Paid At Separation	2.5	0.0	0	0.0	0.0	0.0	0.0	0.0	
47200	521100	Group Insurance Premium	17.0	0.0	84.89	0.0	0.0	0.0	0.0	0.0	
47200	521200	Retirement Contributions	27.8	0.0	100.92	0.0	0.0	0.0	0.0	0.0	
47200	521300	F I C A	10.5	0.0	32.52	0.0	0.0	0.0	0.0	0.0	
47200	521400	Workers' Comp Assessment Fee	0.0	0.0	0	0.0	0.0	0.0	0.0	0.0	
47200	521410	GSD Work Comp Insur Premium	0.0	0.0	0	0.0	0.0	0.0	0.0	0.0	
47200	521500	Unemployment Comp Premium	0.0	0.0	0	0.0	0.0	0.0	0.0	0.0	
47200	521600	Employee Liability Ins Premium	0.0	0.0	0	0.0	0.0	0.0	0.0	0.0	
47200	521700	RHC Act Contributions	2.9	0.0	10.49	0.0	0.0	0.0	0.0	0.0	
	200	Personal services and employee benef	281.2	0.0	759.37	0.0	0.0	0.0	0.0	0.0	
TOTAL EXPENSE			281.2	0.0	759.37	0.0	0.0	0.0	0.0	0.0	

Cannabis Control

BU PCode Department
 42000 P804 4200000000-42000

State of New Mexico

E4 DentID Detail
 (Dollars in Thousands)

Fund	Account		2024-25	2025-26	2026-27	FY 2027 Agency Request				Total	Justification	
			Actuals	Opbud	PCF Proj	GF	OSF	ISF/IAT	FF			
21210	520100	Exempt Perm Positions P/T&F/T	11.8	0.0	0	0.0	0.0	0.0	0.0	0.0	0.0	
21210	520200	Term Positions	575.8	0.0	0.35	0.0	0.0	0.0	0.0	0.0	0.0	
21210	520300	Classified Perm Positions F/T	544.7	0.0	46.02	0.0	0.0	0.0	0.0	0.0	0.0	
21210	520800	Annl & Comp Paid At Separation	2.2	0.0	0	0.0	0.0	0.0	0.0	0.0	0.0	
21210	521100	Group Insurance Premium	81.8	0.0	0	0.0	0.0	0.0	0.0	0.0	0.0	
21210	521200	Retirement Contributions	168.8	0.0	8.85	0.0	0.0	0.0	0.0	0.0	0.0	
21210	521300	F I C A	63.7	0.0	2.85	0.0	0.0	0.0	0.0	0.0	0.0	
21210	521400	Workers' Comp Assessment Fee	0.1	0.0	0	0.0	0.0	0.0	0.0	0.0	0.0	
21210	521410	GSD Work Comp Insur Premium	5.8	0.0	0	0.0	0.0	0.0	0.0	0.0	0.0	
21210	521500	Unemployment Comp Premium	0.6	0.0	0	0.0	0.0	0.0	0.0	0.0	0.0	
21210	521600	Employee Liability Ins Premium	16.0	0.0	0	0.0	0.0	0.0	0.0	0.0	0.0	
21210	521700	RHC Act Contributions	17.6	0.0	0.92	0.0	0.0	0.0	0.0	0.0	0.0	
43300	520100	Exempt Perm Positions P/T&F/T	112.3	0.0	140.33	0.0	0.0	0.0	0.0	0.0	0.0	
43300	520200	Term Positions	708.8	0.0	9.04	0.0	0.0	0.0	0.0	0.0	0.0	
43300	520300	Classified Perm Positions F/T	328.2	0.0	1,686.05	0.0	0.0	0.0	0.0	0.0	0.0	
43300	520500	Temporary Positions F/T & P/T	2.1	0.0	0	0.0	0.0	0.0	0.0	0.0	0.0	
43300	521100	Group Insurance Premium	110.5	0.0	302.55	0.0	0.0	0.0	0.0	0.0	0.0	
43300	521200	Retirement Contributions	221.3	0.0	350.17	0.0	0.0	0.0	0.0	0.0	0.0	
43300	521300	F I C A	83.1	0.0	112.84	0.0	0.0	0.0	0.0	0.0	0.0	
43300	521400	Workers' Comp Assessment Fee	0.2	0.0	0	0.0	0.0	0.0	0.0	0.0	0.0	
43300	521700	RHC Act Contributions	23.0	0.0	36.4	0.0	0.0	0.0	0.0	0.0	0.0	
43300	523200	COVID Related Time Worked	0.0	0.0	0	0.0	0.0	0.0	0.0	0.0	0.0	
	200	Personal services and employee benef	3,078.3	0.0	2,696.38	0.0	0.0	0.0	0.0	0.0	0.0	
43300	542100	Employee I/S Mileage & Fares	0.3	0.0	0	0.0	0.0	0.0	0.0	0.0	0.0	
43300	542200	Employee I/S Meals & Lodging	41.7	0.0	0	0.0	0.0	0.0	0.0	0.0	0.0	
43300	542300	Brd & Comm Mbr Meals & Lodging	0.5	0.0	0	0.0	0.0	0.0	0.0	0.0	0.0	
43300	542310	Brd & Comm Mbr Mileage & Fares	0.9	0.0	0	0.0	0.0	0.0	0.0	0.0	0.0	
43300	542500	Transp - Fuel & Oil	27.0	0.0	0	0.0	0.0	0.0	0.0	0.0	0.0	
43300	542600	Transp - Parts & Supplies	1.6	0.0	0	0.0	0.0	0.0	0.0	0.0	0.0	
43300	542800	State Transp Pool Charges	112.4	0.0	0	0.0	0.0	0.0	0.0	0.0	0.0	
43300	543830	IT HW/SW Agreements	13.5	0.0	0	0.0	0.0	0.0	0.0	0.0	0.0	
43300	544000	Supply Inventory IT	9.6	0.0	0	0.0	0.0	0.0	0.0	0.0	0.0	
43300	544100	Supplies-Office Supplies	2.7	0.0	0	0.0	0.0	0.0	0.0	0.0	0.0	

Cannabis Control

State of New Mexico

BU PCode Department
 42000 P804 4200000000-42000

E4 DentID Detail
 (Dollars in Thousands)

Fund	Account		2024-25	2025-26	2026-27	FY 2027 Agency Request				Justification	
			Actuals	Opbud	PCF Proj	GF	OSF	ISF/IAT	FF		Total
43300	544200	Supplies-Medical,Lab,Personal	0.1	0.0	0	0.0	0.0	0.0	0.0	0.0	
43300	544400	Supplies-Field Supplies	0.0	0.0	0	0.0	0.0	0.0	0.0	0.0	
43300	544600	Supplies-Kitchen Supplies	0.0	0.0	0	0.0	0.0	0.0	0.0	0.0	
43300	544700	Supplies-Clothing,Uniforms,Linen	2.1	0.0	0	0.0	0.0	0.0	0.0	0.0	
43300	544900	Supplies-Inventory Exempt	2.3	0.0	0	0.0	0.0	0.0	0.0	0.0	
43300	545600	Reporting & Recording	0.5	0.0	0	0.0	0.0	0.0	0.0	0.0	
43300	545700	ISD Services	58.8	0.0	0	0.0	0.0	0.0	0.0	0.0	
43300	545710	DOIT HCM Assessment Fees	9.8	0.0	0	0.0	0.0	0.0	0.0	0.0	
43300	545900	Printing & Photo Services	1.7	0.0	0	0.0	0.0	0.0	0.0	0.0	
43300	546100	Postage & Mail Services	3.6	0.0	0	0.0	0.0	0.0	0.0	0.0	
43300	546400	Rent Of Land & Buildings	7.8	0.0	0	0.0	0.0	0.0	0.0	0.0	
43300	546500	Rent Of Equipment	2.9	0.0	0	0.0	0.0	0.0	0.0	0.0	
43300	546610	DOIT Telecommunications	26.4	0.0	0	0.0	0.0	0.0	0.0	0.0	
43300	546700	Subscriptions/Dues/License Fee	225.4	0.0	0	0.0	0.0	0.0	0.0	0.0	
43300	546800	Employee Training & Education	13.2	0.0	0	0.0	0.0	0.0	0.0	0.0	
43300	546900	Advertising	0.2	0.0	0	0.0	0.0	0.0	0.0	0.0	
43300	547900	Miscellaneous Expense	0.4	0.0	0	0.0	0.0	0.0	0.0	0.0	
43300	547999	Request to Pay Prior Year	3.4	0.0	0	0.0	0.0	0.0	0.0	0.0	
43300	548200	Furniture & Fixtures	0.0	0.0	0	0.0	0.0	0.0	0.0	0.0	
43300	548300	Information Tech Equipment	425.7	0.0	0	0.0	0.0	0.0	0.0	0.0	
43300	549600	Employee O/S Mileage & Fares	3.3	0.0	0	0.0	0.0	0.0	0.0	0.0	
43300	549700	Employee O/S Meals & Lodging	2.0	0.0	0	0.0	0.0	0.0	0.0	0.0	
	400	Other	1,000.0	0.0	0	0.0	0.0	0.0	0.0	0.0	
21210	555100	Other Financing Uses	2,516.5	0.0	0	0.0	0.0	0.0	0.0	0.0	
	500	Other financing uses	2,516.5	0.0	0	0.0	0.0	0.0	0.0	0.0	
TOTAL EXPENSE			6,594.8	0.0	2,696.38	0.0	0.0	0.0	0.0	0.0	

Construction Industries

BU PCode
42000 P599

State of New Mexico
Contract by PCode Detail
(Dollars in Thousands)

Fund	Account	#	Contract Purpose	Actuals	----- FY 2027 Agency Request -----				Total	Justification
					GF	OSF	ISF/IAT	FF		
43300	535200	Professional Services	1000	0.7	0.0	0.0	0.0	0.0	0.0	
43300	535300	Other Services	1000	86.3	0.0	0.0	0.0	0.0	0.0	
43300	535400	Audit Services	1000	7.7	0.0	0.0	0.0	0.0	0.0	
43300	535600	IT Services	1000	344.4	0.0	0.0	0.0	0.0	0.0	
TOTAL EXPENSE				439.0	0.0	0.0	0.0	0.0	0.0	

Financial Institutions

BU PCode
42000 P600

State of New Mexico
Contract by PCode Detail
(Dollars in Thousands)

Fund	Account	#	Contract Purpose	Actuals	FY 2027 Agency Request				Total	Justification
					GF	OSF	ISF/IAT	FF		
10660	535200	Professional Services	1000	0.2	0.0	0.0	0.0	0.0	0.0	
10660	535300	Other Services	1000	1.0	0.0	0.0	0.0	0.0	0.0	
10660	535400	Audit Services	1000	3.8	0.0	0.0	0.0	0.0	0.0	
10660	535500	Attorney Services	1000	0.2	0.0	0.0	0.0	0.0	0.0	
10660	535600	IT Services	1000	19.5	0.0	0.0	0.0	0.0	0.0	
12170	535200	Professional Services	1000	12.7	0.0	0.0	0.0	0.0	0.0	
12170	535400	Audit Services	1000	3.8	0.0	0.0	0.0	0.0	0.0	
12170	535600	IT Services	1000	9.8	0.0	0.0	0.0	0.0	0.0	
TOTAL EXPENSE				51.0	0.0	0.0	0.0	0.0	0.0	

State of New Mexico
Contract by PCode Detail
(Dollars in Thousands)

Fund	Account	#	Contract Purpose	Actuals	----- FY 2027 Agency Request -----				Total	Justification
					GF	OSF	ISF/IAT	FF		
43300	535300	Other Services	1000	0.4	0.0	0.0	0.0	0.0	0.0	
43300	535400	Audit Services	1000	7.7	0.0	0.0	0.0	0.0	0.0	
43300	535600	IT Services	1000	5.2	0.0	0.0	0.0	0.0	0.0	
TOTAL EXPENSE				13.3	0.0	0.0	0.0	0.0	0.0	

Program Support

BU PCode
42000 P602

State of New Mexico
Contract by PCode Detail
(Dollars in Thousands)

Fund	Account	#	Contract Purpose	Actuals	----- FY 2027 Agency Request -----				Total	Justification
					GF	OSF	ISF/IAT	FF		
43300	535100	Medical Services	1000	1.7	0.0	0.0	0.0	0.0	0.0	
43300	535200	Professional Services	1000	83.8	0.0	0.0	0.0	0.0	0.0	
43300	535300	Other Services	1000	12.1	0.0	0.0	0.0	0.0	0.0	
43300	535400	Audit Services	1000	27.1	0.0	0.0	0.0	0.0	0.0	
43300	535600	IT Services	1000	140.7	0.0	0.0	0.0	0.0	0.0	
TOTAL EXPENSE				265.4	0.0	0.0	0.0	0.0	0.0	

Boards and Commissions

BU PCode
42000 P616

State of New Mexico
Contract by PCode Detail
(Dollars in Thousands)

Fund	Account	#	Contract Purpose	Actuals	FY 2027 Agency Request				Total	Justification
					GF	OSF	ISF/IAT	FF		
20110	535200	Professional Services	1000	1.1	0.0	0.0	0.0	0.0	0.0	
20110	535300	Other Services	1000	0.0	0.0	0.0	0.0	0.0	0.0	
20110	535600	IT Services	1000	4.5	0.0	0.0	0.0	0.0	0.0	
20980	535300	Other Services	1000	9.4	0.0	0.0	0.0	0.0	0.0	
20980	535600	IT Services	1000	0.6	0.0	0.0	0.0	0.0	0.0	
43300	535300	Other Services	1000	1.0	0.0	0.0	0.0	0.0	0.0	
43300	535600	IT Services	1000	4.0	0.0	0.0	0.0	0.0	0.0	
43900	535200	Professional Services	1000	0.1	0.0	0.0	0.0	0.0	0.0	
43900	535300	Other Services	1000	2.6	0.0	0.0	0.0	0.0	0.0	
43900	535400	Audit Services	1000	1.5	0.0	0.0	0.0	0.0	0.0	
43900	535600	IT Services	1000	9.6	0.0	0.0	0.0	0.0	0.0	
44010	535300	Other Services	1000	0.0	0.0	0.0	0.0	0.0	0.0	
44010	535400	Audit Services	1000	0.1	0.0	0.0	0.0	0.0	0.0	
44010	535600	IT Services	1000	4.9	0.0	0.0	0.0	0.0	0.0	
44200	535300	Other Services	1000	0.3	0.0	0.0	0.0	0.0	0.0	
44200	535400	Audit Services	1000	0.2	0.0	0.0	0.0	0.0	0.0	
44200	535600	IT Services	1000	4.5	0.0	0.0	0.0	0.0	0.0	
44400	535300	Other Services	1000	1.0	0.0	0.0	0.0	0.0	0.0	
44400	535400	Audit Services	1000	0.5	0.0	0.0	0.0	0.0	0.0	
44400	535600	IT Services	1000	13.5	0.0	0.0	0.0	0.0	0.0	
44500	535300	Other Services	1000	1.3	0.0	0.0	0.0	0.0	0.0	
44500	535600	IT Services	1000	13.8	0.0	0.0	0.0	0.0	0.0	
44600	535300	Other Services	1000	0.0	0.0	0.0	0.0	0.0	0.0	
44600	535600	IT Services	1000	4.1	0.0	0.0	0.0	0.0	0.0	
44700	535100	Medical Services	1000	0.0	0.0	0.0	0.0	0.0	0.0	
44700	535200	Professional Services	1000	11.6	0.0	0.0	0.0	0.0	0.0	
44700	535300	Other Services	1000	2.6	0.0	0.0	0.0	0.0	0.0	
44700	535400	Audit Services	1000	0.5	0.0	0.0	0.0	0.0	0.0	
44700	535600	IT Services	1000	41.3	0.0	0.0	0.0	0.0	0.0	
44800	535300	Other Services	1000	0.0	0.0	0.0	0.0	0.0	0.0	
44800	535600	IT Services	1000	1.0	0.0	0.0	0.0	0.0	0.0	
44900	535300	Other Services	1000	0.0	0.0	0.0	0.0	0.0	0.0	
44900	535600	IT Services	1000	13.0	0.0	0.0	0.0	0.0	0.0	

Boards and Commissions

State of New Mexico

Contract by PCode Detail

(Dollars in Thousands)

BU PCode
42000 P616

Fund	Account	#	Contract Purpose	Actuals	FY 2027 Agency Request				Total	Justification
					GF	OSF	ISF/IAT	FF		
45000	535300	Other Services	1000	0.0	0.0	0.0	0.0	0.0	0.0	
45000	535400	Audit Services	1000	0.1	0.0	0.0	0.0	0.0	0.0	
45000	535600	IT Services	1000	2.8	0.0	0.0	0.0	0.0	0.0	
45100	535200	Professional Services	1000	3.0	0.0	0.0	0.0	0.0	0.0	
45100	535300	Other Services	1000	0.0	0.0	0.0	0.0	0.0	0.0	
45100	535600	IT Services	1000	13.6	0.0	0.0	0.0	0.0	0.0	
45300	535600	IT Services	1000	0.0	0.0	0.0	0.0	0.0	0.0	
45400	535300	Other Services	1000	2.0	0.0	0.0	0.0	0.0	0.0	
45400	535400	Audit Services	1000	0.1	0.0	0.0	0.0	0.0	0.0	
45400	535600	IT Services	1000	27.9	0.0	0.0	0.0	0.0	0.0	
45500	535300	Other Services	1000	0.5	0.0	0.0	0.0	0.0	0.0	
45500	535400	Audit Services	1000	0.3	0.0	0.0	0.0	0.0	0.0	
45500	535600	IT Services	1000	13.2	0.0	0.0	0.0	0.0	0.0	
45600	535300	Other Services	1000	0.0	0.0	0.0	0.0	0.0	0.0	
45600	535600	IT Services	1000	5.7	0.0	0.0	0.0	0.0	0.0	
46000	535300	Other Services	1000	0.0	0.0	0.0	0.0	0.0	0.0	
46000	535600	IT Services	1000	0.5	0.0	0.0	0.0	0.0	0.0	
46400	535200	Professional Services	1000	21.7	0.0	0.0	0.0	0.0	0.0	
46400	535300	Other Services	1000	75.4	0.0	0.0	0.0	0.0	0.0	
46400	535400	Audit Services	1000	2.3	0.0	0.0	0.0	0.0	0.0	
46400	535500	Attorney Services	1000	9.4	0.0	0.0	0.0	0.0	0.0	
46400	535600	IT Services	1000	103.1	0.0	0.0	0.0	0.0	0.0	
46500	535300	Other Services	1000	0.0	0.0	0.0	0.0	0.0	0.0	
46500	535600	IT Services	1000	0.8	0.0	0.0	0.0	0.0	0.0	
46600	535300	Other Services	1000	14.0	0.0	0.0	0.0	0.0	0.0	
46600	535400	Audit Services	1000	0.2	0.0	0.0	0.0	0.0	0.0	
46600	535600	IT Services	1000	6.2	0.0	0.0	0.0	0.0	0.0	
46700	535300	Other Services	1000	15.4	0.0	0.0	0.0	0.0	0.0	
46700	535400	Audit Services	1000	1.2	0.0	0.0	0.0	0.0	0.0	
46700	535600	IT Services	1000	2.7	0.0	0.0	0.0	0.0	0.0	
46900	535300	Other Services	1000	0.3	0.0	0.0	0.0	0.0	0.0	
46900	535400	Audit Services	1000	0.4	0.0	0.0	0.0	0.0	0.0	
46900	535600	IT Services	1000	6.3	0.0	0.0	0.0	0.0	0.0	

Boards and Commissions

State of New Mexico

BU PCode
42000 P616

Contract by PCode Detail
(Dollars in Thousands)

Fund	Account	#	Contract Purpose	Actuals	FY 2027 Agency Request				Total	Justification
					GF	OSF	ISF/IAT	FF		
47100	535200	1000	Professional Services	5.0	0.0	0.0	0.0	0.0	0.0	
47100	535300	1000	Other Services	0.0	0.0	0.0	0.0	0.0	0.0	
47100	535400	1000	Audit Services	0.0	0.0	0.0	0.0	0.0	0.0	
47100	535600	1000	IT Services	31.0	0.0	0.0	0.0	0.0	0.0	
47300	535300	1000	Other Services	0.0	0.0	0.0	0.0	0.0	0.0	
47300	535400	1000	Audit Services	0.2	0.0	0.0	0.0	0.0	0.0	
47300	535600	1000	IT Services	7.5	0.0	0.0	0.0	0.0	0.0	
47400	535300	1000	Other Services	0.0	0.0	0.0	0.0	0.0	0.0	
47400	535400	1000	Audit Services	0.1	0.0	0.0	0.0	0.0	0.0	
47400	535600	1000	IT Services	1.4	0.0	0.0	0.0	0.0	0.0	
47500	535300	1000	Other Services	0.0	0.0	0.0	0.0	0.0	0.0	
47500	535600	1000	IT Services	1.0	0.0	0.0	0.0	0.0	0.0	
87600	535300	1000	Other Services	2.4	0.0	0.0	0.0	0.0	0.0	
87600	535600	1000	IT Services	12.6	0.0	0.0	0.0	0.0	0.0	
TOTAL EXPENSE				538.5	0.0	0.0	0.0	0.0	0.0	

Securities

BU PCode
42000 P617

State of New Mexico
Contract by PCode Detail
(Dollars in Thousands)

Fund	Account	#	Contract Purpose	Actuals	----- FY 2027 Agency Request -----				Total	Justification
					GF	OSF	ISF/IAT	FF		
04400	535200	Professional Services	1000	6.3	0.0	0.0	0.0	0.0	0.0	
04400	535400	Audit Services	1000	3.8	0.0	0.0	0.0	0.0	0.0	
04400	535600	IT Services	1000	8.9	0.0	0.0	0.0	0.0	0.0	
43300	535200	Professional Services	1000	0.2	0.0	0.0	0.0	0.0	0.0	
43300	535400	Audit Services	1000	3.8	0.0	0.0	0.0	0.0	0.0	
TOTAL EXPENSE				23.0	0.0	0.0	0.0	0.0	0.0	

Manufactured Housing

BU PCode
42000 P619

State of New Mexico
Contract by PCode Detail
(Dollars in Thousands)

Fund	Account	#	Contract Purpose	Actuals	----- FY 2027 Agency Request -----				Total	Justification
					GF	OSF	ISF/IAT	FF		
43300	535200	Professional Services	1000	0.0	81.2	0.0	0.0	0.0	81.2	
43300	535400	Audit Services	1000	0.0	9.5	0.0	0.0	0.0	9.5	
47200	535300	Other Services	1000	0.3	0.0	0.0	0.0	0.0	0.0	
47200	535400	Audit Services	1000	7.7	0.0	0.0	0.0	0.0	0.0	
47200	535600	IT Services	1000	8.9	0.0	0.0	0.0	0.0	0.0	
TOTAL EXPENSE				16.8	90.7	0.0	0.0	0.0	90.7	

Cannabis Control

BU PCode
42000 P804

State of New Mexico
Contract by PCode Detail
 (Dollars in Thousands)

Fund	Account	#	Contract Purpose	Actuals	----- FY 2027 Agency Request -----				Total	Justification
					GF	OSF	ISF/IAT	FF		
21210	535200	Professional Services	1000	5.2	0.0	0.0	0.0	0.0	0.0	
43300	535200	Professional Services	1000	98.8	0.0	0.0	0.0	0.0	0.0	
43300	535300	Other Services	1000	83.5	0.0	0.0	0.0	0.0	0.0	
43300	535400	Audit Services	1000	7.5	0.0	0.0	0.0	0.0	0.0	
43300	535600	IT Services	1000	860.2	0.0	0.0	0.0	0.0	0.0	
TOTAL EXPENSE				1,055.2	0.0	0.0	0.0	0.0	0.0	

Construction Industries

BU PCode Department
 42000 P599 2000000000-42000

E5 Contract by DentID Detail
 (Dollars in Thousands)

Fund	Account	#	Contract Purpose	Actuals	----- FY 2027 Agency Request -----					Total	Justification
					GF	OSF	ISF/IAT	FF			
43300	535200	1000	Professional Services	0.7	0.0	0.0	0.0	0.0	0.0	0.0	
43300	535300	1000	Other Services	86.3	0.0	0.0	0.0	0.0	0.0	0.0	
43300	535400	1000	Audit Services	7.7	0.0	0.0	0.0	0.0	0.0	0.0	
43300	535600	1000	IT Services	344.4	0.0	0.0	0.0	0.0	0.0	0.0	
TOTAL EXPENSE				439.0	0.0	0.0	0.0	0.0	0.0	0.0	

Construction Industries

BU PCode Department
 42000 P599 P599

E5 Contract by DentID Detail
 (Dollars in Thousands)

Fund	Account	#	Contract Purpose	Actuals	FY 2027 Agency Request				Total	Justification
					GF	OSF	ISF/IAT	FF		
43300	535100	1000	Medical Services	0.0	0.4	0.0	0.0	0.0	0.4	
43300	535200	1000	Professional Services	0.0	189.8	0.0	0.0	0.0	189.8	
43300	535400	1001	Audit Services	0.0	9.5	0.0	0.0	0.0	9.5	
43300	535500	1000	Attorney Services	0.0	18.5	0.0	0.0	0.0	18.5	
43300	535600	1000	IT Services	0.0	348.8	0.0	0.0	0.0	348.8	
TOTAL EXPENSE				0.0	567.0	0.0	0.0	0.0	567.0	

Financial Institutions

BU PCode Department
 42000 P600 4000000000-42000

E5 Contract by DentID Detail
 (Dollars in Thousands)

Fund	Account	#	Contract Purpose	Actuals	----- FY 2027 Agency Request -----					Total	Justification
					GF	OSF	ISF/IAT	FF			
10660	535200	Professional Services	1000	0.2	0.0	0.0	0.0	0.0	0.0	0.0	
10660	535300	Other Services	1000	1.0	0.0	0.0	0.0	0.0	0.0	0.0	
10660	535400	Audit Services	1000	3.8	0.0	0.0	0.0	0.0	0.0	0.0	
10660	535500	Attorney Services	1000	0.2	0.0	0.0	0.0	0.0	0.0	0.0	
10660	535600	IT Services	1000	19.5	0.0	0.0	0.0	0.0	0.0	0.0	
TOTAL EXPENSE				24.6	0.0	0.0	0.0	0.0	0.0	0.0	

Financial Institutions

BU PCode Department
 42000 P600 4050000000-42000

E5 Contract by DentID Detail
 (Dollars in Thousands)

Fund	Account	#	Contract Purpose	Actuals	FY 2027 Agency Request				Total	Justification
					GF	OSF	ISF/IAT	FF		
12170	535200	1000	Professional Services	12.7	0.0	0.0	0.0	0.0	0.0	
12170	535400	1000	Audit Services	3.8	0.0	0.0	0.0	0.0	0.0	
12170	535600	1000	IT Services	9.8	0.0	0.0	0.0	0.0	0.0	
TOTAL EXPENSE				26.4	0.0	0.0	0.0	0.0	0.0	

Financial Institutions

BU PCode Department
 42000 P600 P600

E5 Contract by DentID Detail
 (Dollars in Thousands)

Fund	Account	#	Contract Purpose	Actuals	FY 2027 Agency Request				Total	Justification
					GF	OSF	ISF/IAT	FF		
10660	535200	1000	Professional Services	0.0	0.0	117.9	0.0	0.0	117.9	
10660	535300	1000	Other Services	0.0	0.0	3.6	0.0	0.0	3.6	
10660	535400	1000	Audit Services	0.0	0.0	9.5	0.0	0.0	9.5	
12170	535200	1000	Professional Services	0.0	0.0	138.1	0.0	0.0	138.1	
TOTAL EXPENSE				0.0	0.0	269.1	0.0	0.0	269.1	

Alcohol Beverage Control

BU PCode Department
 42000 P601 5500000000-42000

E5 Contract by DentID Detail
 (Dollars in Thousands)

Fund	Account	#	Contract Purpose	Actuals	----- FY 2027 Agency Request -----					Total	Justification
					GF	OSF	ISF/IAT	FF			
43300	535300	1000	Other Services	0.4	0.0	0.0	0.0	0.0	0.0	0.0	
43300	535400	1000	Audit Services	7.7	0.0	0.0	0.0	0.0	0.0	0.0	
43300	535600	1000	IT Services	5.2	0.0	0.0	0.0	0.0	0.0	0.0	
TOTAL EXPENSE				13.3	0.0	0.0	0.0	0.0	0.0	0.0	

Alcohol Beverage Control

BU PCode Department
 42000 P601 P601

E5 Contract by DentID Detail
 (Dollars in Thousands)

Fund	Account	#	Contract Purpose	Actuals	FY 2027 Agency Request					Total	Justification
					GF	OSF	ISF/IAT	FF			
21130	535200	Professional Services	1000	0.0	0.0	3.8	0.0	0.0	3.8		
21130	535400	Audit Services	1000	0.0	0.0	9.5	0.0	0.0	9.5		
TOTAL EXPENSE				0.0	0.0	13.3	0.0	0.0	13.3		

Program Support

BU PCode Department
 42000 P602 1100000000-42000

E5 Contract by DentID Detail
 (Dollars in Thousands)

Fund	Account	#	Contract Purpose	Actuals	----- FY 2027 Agency Request -----					Total	Justification
					GF	OSF	ISF/IAT	FF			
43300	535200	1000	Professional Services	59.8	0.0	0.0	0.0	0.0	0.0	0.0	
43300	535300	1000	Other Services	(103.3)	0.0	0.0	0.0	0.0	0.0	0.0	
43300	535400	1000	Audit Services	10.9	0.0	0.0	0.0	0.0	0.0	0.0	
43300	535600	1000	IT Services	3.9	0.0	0.0	0.0	0.0	0.0	0.0	
TOTAL EXPENSE				(28.8)	0.0	0.0	0.0	0.0	0.0	0.0	

Program Support

BU PCode Department
 42000 P602 1300000000-42000

E5 Contract by DentID Detail
 (Dollars in Thousands)

Fund	Account	#	Contract Purpose	Actuals	FY 2027 Agency Request				Total	Justification
					GF	OSF	ISF/IAT	FF		
43300	535100	1000	Medical Services	1.7	0.0	0.0	0.0	0.0	0.0	
43300	535200	1000	Professional Services	24.0	0.0	0.0	0.0	0.0	0.0	
43300	535300	1000	Other Services	115.4	0.0	0.0	0.0	0.0	0.0	
43300	535400	1000	Audit Services	16.3	0.0	0.0	0.0	0.0	0.0	
43300	535600	1000	IT Services	136.8	0.0	0.0	0.0	0.0	0.0	
TOTAL EXPENSE				294.2	0.0	0.0	0.0	0.0	0.0	

Program Support

BU PCode Department
 42000 P602 P602

E5 Contract by DentID Detail
 (Dollars in Thousands)

Fund	Account	#	Contract Purpose	Actuals	FY 2027 Agency Request				Total	Justification
					GF	OSF	ISF/IAT	FF		
43300	535200	1000	Professional Services	0.0	5.7	0.0	0.0	0.0	5.7	
43300	535300	1000	Other Services	0.0	5.0	0.0	0.0	0.0	5.0	
43300	535400	1000	Audit Services	0.0	21.7	0.0	0.0	0.0	21.7	
43300	535600	1000	IT Services	0.0	508.3	0.0	0.0	0.0	508.3	
TOTAL EXPENSE				0.0	540.7	0.0	0.0	0.0	540.7	

Boards and Commissions

BU PCode Department
 42000 P616 1400000000-42000

E5 Contract by DentID Detail
 (Dollars in Thousands)

Fund	Account	#	Contract Purpose	Actuals	FY 2027 Agency Request					Total	Justification
					GF	OSF	ISF/IAT	FF			
20110	535200	Professional Services	1000	1.1	0.0	0.0	0.0	0.0	0.0	0.0	
20110	535300	Other Services	1000	0.0	0.0	0.0	0.0	0.0	0.0	0.0	
20110	535600	IT Services	1000	4.5	0.0	0.0	0.0	0.0	0.0	0.0	
20980	535300	Other Services	1000	9.4	0.0	0.0	0.0	0.0	0.0	0.0	
20980	535600	IT Services	1000	0.6	0.0	0.0	0.0	0.0	0.0	0.0	
43300	535300	Other Services	1000	1.0	0.0	0.0	0.0	0.0	0.0	0.0	
43300	535600	IT Services	1000	4.0	0.0	0.0	0.0	0.0	0.0	0.0	
43900	535200	Professional Services	1000	0.1	0.0	0.0	0.0	0.0	0.0	0.0	
43900	535300	Other Services	1000	2.6	0.0	0.0	0.0	0.0	0.0	0.0	
43900	535400	Audit Services	1000	1.5	0.0	0.0	0.0	0.0	0.0	0.0	
43900	535600	IT Services	1000	9.6	0.0	0.0	0.0	0.0	0.0	0.0	
44010	535300	Other Services	1000	0.0	0.0	0.0	0.0	0.0	0.0	0.0	
44010	535400	Audit Services	1000	0.1	0.0	0.0	0.0	0.0	0.0	0.0	
44010	535600	IT Services	1000	4.9	0.0	0.0	0.0	0.0	0.0	0.0	
44200	535300	Other Services	1000	0.3	0.0	0.0	0.0	0.0	0.0	0.0	
44200	535400	Audit Services	1000	0.2	0.0	0.0	0.0	0.0	0.0	0.0	
44200	535600	IT Services	1000	4.5	0.0	0.0	0.0	0.0	0.0	0.0	
44400	535300	Other Services	1000	1.0	0.0	0.0	0.0	0.0	0.0	0.0	
44400	535400	Audit Services	1000	0.5	0.0	0.0	0.0	0.0	0.0	0.0	
44400	535600	IT Services	1000	13.5	0.0	0.0	0.0	0.0	0.0	0.0	
44500	535300	Other Services	1000	1.3	0.0	0.0	0.0	0.0	0.0	0.0	
44500	535600	IT Services	1000	13.8	0.0	0.0	0.0	0.0	0.0	0.0	
44600	535300	Other Services	1000	0.0	0.0	0.0	0.0	0.0	0.0	0.0	
44600	535600	IT Services	1000	4.1	0.0	0.0	0.0	0.0	0.0	0.0	
44700	535200	Professional Services	1000	11.6	0.0	0.0	0.0	0.0	0.0	0.0	
44700	535300	Other Services	1000	2.6	0.0	0.0	0.0	0.0	0.0	0.0	
44700	535400	Audit Services	1000	0.5	0.0	0.0	0.0	0.0	0.0	0.0	
44700	535600	IT Services	1000	41.3	0.0	0.0	0.0	0.0	0.0	0.0	
44800	535300	Other Services	1000	0.0	0.0	0.0	0.0	0.0	0.0	0.0	
44800	535600	IT Services	1000	1.0	0.0	0.0	0.0	0.0	0.0	0.0	
44900	535300	Other Services	1000	0.0	0.0	0.0	0.0	0.0	0.0	0.0	
44900	535600	IT Services	1000	13.0	0.0	0.0	0.0	0.0	0.0	0.0	
45000	535300	Other Services	1000	0.0	0.0	0.0	0.0	0.0	0.0	0.0	

Boards and Commissions

BU PCode Department
 42000 P616 1400000000-42000

E5 Contract by DentID Detail
 (Dollars in Thousands)

Fund	Account	#	Contract Purpose	Actuals	FY 2027 Agency Request					Total	Justification
					GF	OSF	ISF/IAT	FF			
45000	535400	Audit Services	1000	0.1	0.0	0.0	0.0	0.0	0.0	0.0	
45000	535600	IT Services	1000	2.8	0.0	0.0	0.0	0.0	0.0	0.0	
45100	535200	Professional Services	1000	3.0	0.0	0.0	0.0	0.0	0.0	0.0	
45100	535300	Other Services	1000	0.0	0.0	0.0	0.0	0.0	0.0	0.0	
45100	535600	IT Services	1000	13.6	0.0	0.0	0.0	0.0	0.0	0.0	
45300	535600	IT Services	1000	0.0	0.0	0.0	0.0	0.0	0.0	0.0	
45400	535300	Other Services	1000	2.0	0.0	0.0	0.0	0.0	0.0	0.0	
45400	535400	Audit Services	1000	0.1	0.0	0.0	0.0	0.0	0.0	0.0	
45400	535600	IT Services	1000	27.9	0.0	0.0	0.0	0.0	0.0	0.0	
45500	535300	Other Services	1000	0.5	0.0	0.0	0.0	0.0	0.0	0.0	
45500	535400	Audit Services	1000	0.3	0.0	0.0	0.0	0.0	0.0	0.0	
45500	535600	IT Services	1000	13.2	0.0	0.0	0.0	0.0	0.0	0.0	
45600	535300	Other Services	1000	0.0	0.0	0.0	0.0	0.0	0.0	0.0	
45600	535600	IT Services	1000	5.7	0.0	0.0	0.0	0.0	0.0	0.0	
46000	535300	Other Services	1000	0.0	0.0	0.0	0.0	0.0	0.0	0.0	
46000	535600	IT Services	1000	0.5	0.0	0.0	0.0	0.0	0.0	0.0	
46500	535300	Other Services	1000	0.0	0.0	0.0	0.0	0.0	0.0	0.0	
46500	535600	IT Services	1000	0.8	0.0	0.0	0.0	0.0	0.0	0.0	
46600	535300	Other Services	1000	14.0	0.0	0.0	0.0	0.0	0.0	0.0	
46600	535400	Audit Services	1000	0.2	0.0	0.0	0.0	0.0	0.0	0.0	
46600	535600	IT Services	1000	6.2	0.0	0.0	0.0	0.0	0.0	0.0	
46700	535300	Other Services	1000	15.4	0.0	0.0	0.0	0.0	0.0	0.0	
46700	535400	Audit Services	1000	1.2	0.0	0.0	0.0	0.0	0.0	0.0	
46700	535600	IT Services	1000	2.7	0.0	0.0	0.0	0.0	0.0	0.0	
46900	535300	Other Services	1000	0.3	0.0	0.0	0.0	0.0	0.0	0.0	
46900	535400	Audit Services	1000	0.4	0.0	0.0	0.0	0.0	0.0	0.0	
46900	535600	IT Services	1000	6.3	0.0	0.0	0.0	0.0	0.0	0.0	
47100	535200	Professional Services	1000	5.0	0.0	0.0	0.0	0.0	0.0	0.0	
47100	535300	Other Services	1000	0.0	0.0	0.0	0.0	0.0	0.0	0.0	
47100	535400	Audit Services	1000	0.0	0.0	0.0	0.0	0.0	0.0	0.0	
47100	535600	IT Services	1000	31.0	0.0	0.0	0.0	0.0	0.0	0.0	
47300	535300	Other Services	1000	0.0	0.0	0.0	0.0	0.0	0.0	0.0	
47300	535400	Audit Services	1000	0.2	0.0	0.0	0.0	0.0	0.0	0.0	
47300	535600	IT Services	1000	7.5	0.0	0.0	0.0	0.0	0.0	0.0	

Boards and Commissions

BU PCode Department
 42000 P616 1400000000-42000

E5 Contract by DentID Detail
 (Dollars in Thousands)

Fund	Account	#	Contract Purpose	Actuals	FY 2027 Agency Request					Total	Justification
					GF	OSF	ISF/IAT	FF			
47400	535300	1000	Other Services	0.0	0.0	0.0	0.0	0.0	0.0		
47400	535400	1000	Audit Services	0.1	0.0	0.0	0.0	0.0	0.0		
47400	535600	1000	IT Services	1.4	0.0	0.0	0.0	0.0	0.0		
47500	535300	1000	Other Services	0.0	0.0	0.0	0.0	0.0	0.0		
47500	535600	1000	IT Services	1.0	0.0	0.0	0.0	0.0	0.0		
87600	535300	1000	Other Services	2.4	0.0	0.0	0.0	0.0	0.0		
87600	535600	1000	IT Services	12.6	0.0	0.0	0.0	0.0	0.0		
TOTAL EXPENSE				326.6	0.0	0.0	0.0	0.0	0.0		

Boards and Commissions

BU PCode Department
 42000 P616 8500000000-42000

E5 Contract by DentID Detail
 (Dollars in Thousands)

Fund	Account	#	Contract Purpose	Actuals	FY 2027 Agency Request				Total	Justification
					GF	OSF	ISF/IAT	FF		
46400	535200	1000	Professional Services	21.7	0.0	0.0	0.0	0.0	0.0	
46400	535300	1000	Other Services	75.4	0.0	0.0	0.0	0.0	0.0	
46400	535400	1000	Audit Services	2.3	0.0	0.0	0.0	0.0	0.0	
46400	535500	1000	Attorney Services	9.4	0.0	0.0	0.0	0.0	0.0	
46400	535600	1000	IT Services	103.1	0.0	0.0	0.0	0.0	0.0	
TOTAL EXPENSE				211.9	0.0	0.0	0.0	0.0	0.0	

Boards and Commissions

BU PCode Department
 42000 P616 P616

E5 Contract by DentID Detail
 (Dollars in Thousands)

Fund	Account	#	Contract Purpose	Actuals	FY 2027 Agency Request				Total	Justification
					GF	OSF	ISF/IAT	FF		
20110	535600	IT Services	1000	0.0	0.0	2.0	0.0	0.0	2.0	
20980	535600	IT Services	1000	0.0	0.0	6.0	0.0	0.0	6.0	
43900	535600	IT Services	1000	0.0	0.0	35.0	0.0	0.0	35.0	
44010	535600	IT Services	1000	0.0	0.0	30.0	0.0	0.0	30.0	
44100	535600	IT Services	1000	0.0	0.0	42.1	0.0	0.0	42.1	
44400	535600	IT Services	1000	0.0	0.0	20.0	0.0	0.0	20.0	
44600	535600	IT Services	1000	0.0	0.0	45.0	0.0	0.0	45.0	
44700	535100	Medical Services	1000	0.0	0.0	0.0	0.0	0.0	0.0	
44700	535600	IT Services	1000	0.0	0.0	45.0	0.0	0.0	45.0	
44800	535600	IT Services	1000	0.0	0.0	5.0	0.0	0.0	5.0	
44900	535600	IT Services	1000	0.0	0.0	5.0	0.0	0.0	5.0	
45000	535600	IT Services	1000	0.0	0.0	5.0	0.0	0.0	5.0	
45400	535600	IT Services	1000	0.0	0.0	20.0	0.0	0.0	20.0	
45500	535600	IT Services	1000	0.0	0.0	40.0	0.0	0.0	40.0	
45600	535600	IT Services	1000	0.0	0.0	10.0	0.0	0.0	10.0	
45900	535600	IT Services	1000	0.0	0.0	30.0	0.0	0.0	30.0	
46400	535200	Professional Services	1000	0.0	0.0	50.0	0.0	0.0	50.0	
46400	535300	Other Services	1000	0.0	0.0	130.0	0.0	0.0	130.0	
46400	535400	Audit Services	1000	0.0	0.0	10.0	0.0	0.0	10.0	
46400	535500	Attorney Services	1000	0.0	0.0	10.0	0.0	0.0	10.0	
46400	535600	IT Services	1000	0.0	0.0	22.6	0.0	0.0	22.6	
46500	535600	IT Services	1000	0.0	0.0	10.0	0.0	0.0	10.0	
46600	535600	IT Services	1000	0.0	0.0	10.0	0.0	0.0	10.0	
46700	535600	IT Services	1000	0.0	0.0	10.0	0.0	0.0	10.0	
46900	535600	IT Services	1000	0.0	0.0	45.0	0.0	0.0	45.0	
47100	535600	IT Services	1000	0.0	0.0	5.0	0.0	0.0	5.0	
47300	535600	IT Services	1000	0.0	0.0	5.0	0.0	0.0	5.0	
47400	535600	IT Services	1000	0.0	0.0	5.0	0.0	0.0	5.0	
TOTAL EXPENSE				0.0	0.0	652.7	0.0	0.0	652.7	

Securities

BU PCode Department
42000 P617 6000000000-42000

E5 Contract by DentID Detail
(Dollars in Thousands)

Fund	Account	#	Contract Purpose	Actuals	----- FY 2027 Agency Request -----					Total	Justification
					GF	OSF	ISF/IAT	FF			
43300	535200	Professional Services	1000	0.2	0.0	0.0	0.0	0.0	0.0		
43300	535400	Audit Services	1000	3.8	0.0	0.0	0.0	0.0	0.0		
TOTAL EXPENSE				4.0	0.0	0.0	0.0	0.0	0.0		

Securities

BU PCode Department
 42000 P617 6030000000-42000

E5 Contract by DentID Detail
 (Dollars in Thousands)

Fund	Account	#	Contract Purpose	Actuals	FY 2027 Agency Request				Total	Justification
					GF	OSF	ISF/IAT	FF		
04400	535200	1000	Professional Services	6.3	0.0	0.0	0.0	0.0	0.0	
04400	535400	1000	Audit Services	3.8	0.0	0.0	0.0	0.0	0.0	
04400	535600	1000	IT Services	8.9	0.0	0.0	0.0	0.0	0.0	
TOTAL EXPENSE				19.0	0.0	0.0	0.0	0.0	0.0	

Securities

BU PCode Department
 42000 P617 P617

E5 Contract by DentID Detail
 (Dollars in Thousands)

Fund	Account	#	Contract Purpose	Actuals	FY 2027 Agency Request				Total	Justification
					GF	OSF	ISF/IAT	FF		
04400	535200	1000	Professional Services	0.0	0.0	35.1	0.0	0.0	35.1	
04400	535300	1000	Other Services	0.0	0.0	9.1	0.0	0.0	9.1	
04400	535400	1000	Audit Services	0.0	0.0	9.5	0.0	0.0	9.5	
04400	535600	1000	IT Services	0.0	0.0	20.3	0.0	0.0	20.3	
TOTAL EXPENSE				0.0	0.0	74.0	0.0	0.0	74.0	

Manufactured Housing

BU PCode Department
42000 P619 3100000000-42000

E5 Contract by DentID Detail
(Dollars in Thousands)

Fund	Account	#	Contract Purpose	Actuals	----- FY 2027 Agency Request -----					Total	Justification
					GF	OSF	ISF/IAT	FF			
47200	535300	1000	Other Services	0.3	0.0	0.0	0.0	0.0	0.0		
47200	535400	1000	Audit Services	7.7	0.0	0.0	0.0	0.0	0.0		
47200	535600	1000	IT Services	8.9	0.0	0.0	0.0	0.0	0.0		
TOTAL EXPENSE				16.8	0.0	0.0	0.0	0.0	0.0		

Cannabis Control

BU PCode Department
 42000 P804 4200000000-42000

E5 Contract by DentID Detail
 (Dollars in Thousands)

Fund	Account	#	Contract Purpose	Actuals	----- FY 2027 Agency Request -----					Total	Justification
					GF	OSF	ISF/IAT	FF			
21210	535200	Professional Services	1000	5.2	0.0	0.0	0.0	0.0	0.0	0.0	
43300	535200	Professional Services	1000	98.8	0.0	0.0	0.0	0.0	0.0	0.0	
43300	535300	Other Services	1000	83.5	0.0	0.0	0.0	0.0	0.0	0.0	
43300	535400	Audit Services	1000	7.5	0.0	0.0	0.0	0.0	0.0	0.0	
43300	535600	IT Services	1000	860.2	0.0	0.0	0.0	0.0	0.0	0.0	
TOTAL EXPENSE				1,055.2	0.0	0.0	0.0	0.0	0.0	0.0	

Cannabis Control

BU PCode Department
 42000 P804 P804

E5 Contract by DentID Detail
 (Dollars in Thousands)

Fund	Account	#	Contract Purpose	Actuals	FY 2027 Agency Request				Total	Justification
					GF	OSF	ISF/IAT	FF		
21210	535200	1000	Professional Services	0.0	0.0	432.1	0.0	0.0	432.1	
43300	535200	1000	Professional Services	0.0	500.0	0.0	0.0	0.0	500.0	
43300	535300	1000	Other Services	0.0	130.0	0.0	0.0	0.0	130.0	
43300	535400	1001	Audit Services	0.0	9.5	0.0	0.0	0.0	9.5	
43300	535600	1000	IT Services	0.0	383.6	0.0	0.0	0.0	383.6	
TOTAL EXPENSE				0.0	1,023.1	432.1	0.0	0.0	1,455.2	

State of New Mexico
Specials Agency Report (3500)

Run Date: 8/25/25
Run Time: 10:28:31 AM

Report Name

Business Unit	Rank	Form ID	Language Requested for GAA	Request Type Name	GF Request	Total Request	FTE Request	Agency Contact	Phone
42000	1	73694	To purchase hybrid vehicles for the Construction Industries Division of Regulation and Licensing Department.	Special (FY 27)	628.6	628.6	0.00	Juan Torres	505-538-0115

State of New Mexico
SPECIALS, SUPPLEMENTALS AND DEFICIENCIES DFA

(Prepare separate forms for each request)

BU: 42000
Agency: Regulation and Licensing Department
Program: P599 - Construction Industries Division
Analyst: Juan Torres
Phone: 505-538-0115

Request Type: Special (FY 27)

Rank: 1

TOTAL SOURCES MUST EQUAL TOTAL USES

(Dollars in Thousands)

Sources		Uses	
Revenue Account	Amount	Uses Account	Amount
General Fund Transfers	628.6		0.0
Total Sources	628.6	Total Uses	0.0
Full Time Equivalents (FTE)			
Type	Amount of FTE	Request is related to a recurring expense	No
	0.00	Request is related to a capital request	No
Total FTE	0.00	Request is related to proposed legislation	No

Language requested for inclusion in General Appropriations Act (Please Follow Legislative Bill Drafting Conventions - See Instructions)

To purchase hybrid vehicles for the Construction Industries Division of Regulation and Licensing Department.

Justification Quantitative Data (Description)

The Construction Industries Division (CID) is requesting \$628,600 to replace its current fleet of inspector vehicles, all of which exceed 150,000 miles, with 12 new hybrid trucks. Inspectors travel daily across the state to conduct inspections vital to public safety and code compliance, and reliable transportation is essential to maintain timely service delivery. Replacing the outdated fleet will reduce risks of mechanical failure, protect staff, and ensure uninterrupted statewide coverage.

Request: Provide a brief description of what the request does, how the dollars will be spent and explain why it is a nonrecurring need.

Requesting \$628,600 to replace high mileage gas trucks with 12 new hybrid trucks for Construction Industries Division's Inspectors.

Request: How the dollars will be spent.

The \$628,600 will be used to purchase 12 new hybrid trucks for the Construction Industries Division (CID) inspectors. These vehicles will replace the existing fleet of high-mileage gas trucks, all of which currently exceed 150,000 miles.

Request: Explain why request is nonrecurring need.

This is a one-time purchase to replace the outdated vehicle fleet. Once the new trucks are acquired, no ongoing or recurring funding is required for the request.

Consequences: Provide a brief description of consequences of not funding a performance and accountability task.

If funding is not approved, CID inspectors will continue using unsafe and unreliable vehicles. Mechanical failures could lead to missed or delayed inspections, compromising public safety, slowing construction projects, and reducing the agency's ability to enforce building codes effectively.

Performance: How will agency performance be affected.

With reliable hybrid trucks, inspectors will have dependable transportation to cover statewide inspection duties on time. This will improve the division's ability to provide timely inspections, reduce service interruptions, and support compliance and safety enforcement.

Performance: How will agency performance will be improved.

By replacing the failing vehicles, inspectors will spend less time dealing with breakdowns and delays. The new hybrid trucks will improve reliability, reduce downtime, enhance safety for staff, and ensure that inspections are consistently completed across the state.

Brief description of problem agency is addressing.

CID's inspector vehicles are old, high-mileage, and increasingly unreliable. Mechanical failures pose safety risks for staff, disrupt statewide inspections, and delay critical services that ensure building code compliance and public safety.

**FY27 APPROPRIATION REQUEST
FORM E-6B LEASED PASSENGER-RELATED VEHICLES**

Account code 542800

LEASED VEHICLE INFORMATION @ 7/1/25

Agency Name: Regulation and Licensing Department

Business Unit: 42000

Program Name: All Programs

Program Code: ALL

Item	LONG TERM LEASE ONLY											SHORT TERM ONLY			Put "x" if Fed \$
	Year	Make/Model	Vehicle Type	**A C R	License Plate #	Mileage as of 7/1/2025	Lease Type	A	B	A x B = C	D	E	D x E = F		
							Operational (O) or Standard (S)	FY27 Monthly Rate S=Rate Schedule	# of months to lease	Total Cost	Daily Rate by Vehicle Type	# of Days	Total Lease Rate		
Example	2011	Ford/Taurus	02B	C	00000SG	5,000	Standard (S)	350	12	4,200.0	15.90	2	31.80		
1	2010	FORD / RANGER	04B	C	001642SG	101959	Operational	\$ 293.22	12	3,518.6	-	-	-	-	
2	2010	FORD / EXPEDITION	06B	C	002147SG	122,055	Operational	\$ 293.22	12	3,518.6	-	-	-	-	
3	2014	FORD / FUSION	02B	C	003294SG	117,441	Operational	\$ 293.22	12	3,518.6	-	-	-	-	
4	2014	CHEVY / TAHOE	06B	C	004335SG	94,026	Operational	\$ 293.22	12	3,518.6	-	-	-	-	
5	2014	FORD / EXPLORER	06A	C	004366SG	91,640	Operational	\$ 293.22	12	3,518.6	-	-	-	-	
6	2015	FORD / F150	04E	C	004972SG	110,860	Operational	\$ 293.22	12	3,518.6	-	-	-	-	
7	2015	FORD / F150	04E	C	004973SG	15,195	Operational	\$ 293.22	12	3,518.6	-	-	-	-	
8	2015	DODGE / JOURNEY	06A	C	004974SG	79,010	Operational	\$ 293.22	12	3,518.6	-	-	-	-	
9	2015	DODGE / RAM	04E	C	004976SG	95,454	Operational	\$ 293.22	12	3,518.6	-	-	-	-	
10	2016	CHEVY / SILVERADO	04E	C	005246SG	144,421	Operational	\$ 293.22	12	3,518.6	-	-	-	-	
11	2016	FORD / ESCAPE	06A	C	005339SG	67,680	Operational	\$ 293.22	12	3,518.6	-	-	-	-	
12	2018	CHEVY / MALIBU	02B	C	006887SG	27,053	Operational	\$ 293.22	12	3,518.6	-	-	-	-	
13	2018	CHEVY / MALIBU	02B	C	006901SG	69,790	Operational	\$ 293.22	12	3,518.6	-	-	-	-	
14	2019	DODGE / RAM	04E	C	006968SG	129,491	Operational	\$ 293.22	12	3,518.6	-	-	-	-	
15	2019	DODGE / RAM	04E	C	006970SG	126,822	Operational	\$ 293.22	12	3,518.6	-	-	-	-	
16	2019	DODGE / RAM	04E	C	006973SG	159,355	Operational	\$ 293.22	12	3,518.6	-	-	-	-	
17	2019	RAM / RAM	04F	C	006981SG	107,411	Operational	\$ 293.22	12	3,518.6	-	-	-	-	
18	2019	DODGE / RAM	04E	C	006991SG	151,645	Operational	\$ 293.22	12	3,518.6	-	-	-	-	
19	2018	CHEVY / SILVERADO	04F	C	007009SG	130,195	Operational	\$ 293.22	12	3,518.6	-	-	-	-	
20	2019	FORD / EXPLORER	06A	C	007281SG	29,015	Operational	\$ 293.22	12	3,518.6	-	-	-	-	
21	2019	JEEP / GRAND CHEROKEE	06A	C	007282SG	45,973	Operational	\$ 293.22	12	3,518.6	-	-	-	-	
22	2019	CHEVY / IMPALA	02C	C	007284SG	67,302	Operational	\$ 293.22	12	3,518.6	-	-	-	-	
23	2019	CHEVY / IMPALA	02C	C	007285SG	44,490	Operational	\$ 293.22	12	3,518.6	-	-	-	-	
24	2019	CHEVY / IMPALA	02C	C	007300SG	41,900	Operational	\$ 293.22	12	3,518.6	-	-	-	-	
25	2019	FORD / EXPLORER	06A	C	007307SG	19,562	Operational	\$ 293.64	12	3,523.7	-	-	-	-	
26	2019	DODGE / RAM	04E	C	007354SG	102,824	Operational	\$ 293.64	12	3,523.7	-	-	-	-	
27	2019	DODGE / RAM	04E	C	007355SG	157,740	Operational	\$ 293.64	12	3,523.7	-	-	-	-	
28	2019	DODGE / RAM	04E	C	007357SG	181,932	Operational	\$ 293.64	12	3,523.7	-	-	-	-	
29	2019	DODGE / RAM	04E	C	007358SG	122,421	Operational	\$ 293.64	12	3,523.7	-	-	-	-	
30	2019	DODGE / RAM	04E	C	007599SG	95,485	Operational	\$ 293.64	12	3,523.7	-	-	-	-	
31	2019	RAM / RAM	04F	C	007695SG	124,349	Standard	\$ 293.22	12	3,518.6	-	-	-	-	
32	2019	DODGE / RAM	04F	C	007696SG	81,682	Standard	\$ 293.22	12	3,518.6	-	-	-	-	
33	2019	RAM / RAM	04F	C	007697SG	116,508	Standard	\$ 293.22	12	3,518.6	-	-	-	-	
34	2019	RAM / RAM	04F	C	007699SG	132,857	Standard	\$ 293.22	12	3,518.6	-	-	-	-	

35	2019	DODGE / RAM	04F	C	007700SG	79,056	Standard	\$ 293.22	12	3,518.6	-	-	-	-
36	2020	FORD / F150	04F	C	007701SG	141,539	Operational	\$ 293.22	12	3,518.6	-	-	-	-
37	2020	FORD / F150	04F	C	007702SG	82,221	Operational	\$ 293.22	12	3,518.6	-	-	-	-
38	2020	FORD / F150	04F	C	007717SG	137,078	Operational	\$ 293.22	12	3,518.6	-	-	-	-
39	2020	FORD / F150	04F	C	007718SG	168,332	Operational	\$ 293.22	12	3,518.6	-	-	-	-
40	2020	FORD / F150	04F	C	007719SG	87,001	Operational	\$ 293.22	12	3,518.6	-	-	-	-
41	2020	FORD / F150	04F	C	007720SG	107,244	Operational	\$ 293.22	12	3,518.6	-	-	-	-
42	2019	DODGE / RAM	04F	C	007722SG	90,319	Standard	\$ 293.22	12	3,518.6	-	-	-	-
43	2019	DODGE / RAM	04F	C	007723SG	107,244	Standard	\$ 293.22	12	3,518.6	-	-	-	-
44	2019	DODGE / RAM	04F	C	007724SG	71,240	Standard	\$ 293.22	12	3,518.6	-	-	-	-
45	2020	CHEVY / BOLT	02B	C	007795SG	6,060	Standard	\$ 512.00	12	6,144.0	-	-	-	-
46	2020	CHEVY / BOLT	02B	C	007800SG	4,149	Operational	\$ 512.00	12	6,144.0	-	-	-	-
47	2020	DODGE / RAM	04E	C	007812SG	137,000	Operational	\$ 293.22	12	3,518.6	-	-	-	-
48	2020	CHEVY / SILVERADO	04E	C	007813SG	148,057	Operational	\$ 293.22	12	3,518.6	-	-	-	-
49	2020	FORD / F150	04E	C	007814SG	127,906	Operational	\$ 293.22	12	3,518.6	-	-	-	-
50	2020	DODGE / RAM	04E	C	007815SG	163,238	Operational	\$ 293.22	12	3,518.6	-	-	-	-
51	2020	DODGE / RAM	04F	C	007988SG	74,266	Standard	\$ 485.00	12	5,820.0	-	-	-	-
52	2020	DODGE / RAM	04F	C	007992SG	104,044	Standard	\$ 485.00	12	5,820.0	-	-	-	-
53	2020	RAM / RAM	04F	C	007993SG	93,573	Standard	\$ 485.00	12	5,820.0	-	-	-	-
54	2020	DODGE / RAM	04F	C	007995SG	69,751	Standard	\$ 485.00	12	5,820.0	-	-	-	-
55	2020	DODGE / RAM	04F	C	007996SG	113,986	Standard	\$ 485.00	12	5,820.0	-	-	-	-
56	2021	CHEVY / TRAVERSE	06A	C	008432SG	23,164	Operational	\$ 293.22	12	3,518.6	-	-	-	-
57	2021	NISSAN / ALTIMA	02BA	C	008433SG	24,648	Operational	\$ 704.00	12	8,448.0	-	-	-	-
58	2021	JEEP / CHEROKEE	06A	C	008626SG	14,370	Operational	\$ 293.22	12	3,518.6	-	-	-	-
59	2021	RAM / RAM	04E	C	009010SG	52,461	Standard	\$ 495.00	12	5,940.0	-	-	-	-
60	2021	RAM / RAM	04E	C	009011SG	91,787	Standard	\$ 495.00	12	5,940.0	-	-	-	-
61	2021	RAM / RAM	04E	C	009012SG	86,457	Standard	\$ 495.00	12	5,940.0	-	-	-	-
62	2021	RAM / RAM	04E	C	009014SG	33,230	Standard	\$ 495.00	12	5,940.0	-	-	-	-
63	2021	RAM / RAM	04E	C	009015SG	106,304	Standard	\$ 495.00	12	5,940.0	-	-	-	-
64	2021	RAM / RAM	04E	C	009037SG	62,278	Standard	\$ 495.00	12	5,940.0	-	-	-	-
65	2021	RAM / RAM	04E	C	009038SG	108,027	Standard	\$ 495.00	12	5,940.0	-	-	-	-
66	2022	DODGE / DURANGO	06A	C	009053SG	26,212	Standard	\$ 707.00	12	8,484.0	-	-	-	-
67	2022	DODGE / DURANGO	06A	C	009059SG	62,500	Operational	\$ 293.22	12	3,518.6	-	-	-	-
68	2023	RAM / RAM	04F	C	009096SG	92,688	Standard	\$ 485.00	12	5,820.0	-	-	-	-
69	2021	NISSAN / ALTIMA	02BA	C	009179SG	39,484	Standard	\$ 704.00	12	8,448.0	-	-	-	-
70	2021	NISSAN / ALTIMA	02BA	C	009201SG	7,798	Standard	\$ 704.00	12	8,448.0	-	-	-	-
71	2021	NISSAN / ALTIMA	02BA	C	009223SG	28,891	Standard	\$ 704.00	12	8,448.0	-	-	-	-
72	2021	DODGE / CHARGER	02C	C	009300SG	37,877	Standard	\$ 529.47	12	6,353.6	-	-	-	-
73	2021	DODGE / CHARGER	02C	C	009301SG	47,643	Standard	\$ 529.47	12	6,353.6	-	-	-	-
74	2021	DODGE / CHARGER	02C	C	009302SG	42,365	Standard	\$ 529.47	12	6,353.6	-	-	-	-
75	2021	DODGE / CHARGER	02C	C	009303SG	38,715	Standard	\$ 529.47	12	6,353.6	-	-	-	-
76	2021	DODGE / CHARGER	02C	C	009304SG	7,556	Standard	\$ 529.47	12	6,353.6	-	-	-	-
77	2022	DODGE / DURANGO	06A	C	009405SG	51,104	Operational	\$ 293.22	12	3,518.6	-	-	-	-
78	2022	DODGE / DURANGO	06A	C	009406SG	23,312	Operational	\$ 293.22	12	3,518.6	-	-	-	-
79	2022	CHEVY / COLORADO	04B	C	009441SG	135,032	Operational	\$ 293.22	12	3,518.6	-	-	-	-
80	2022	CHEVY / COLORADO	04B	C	009442SG	20,723	Operational	\$ 293.22	12	3,518.6	-	-	-	-
81	2022	CHEVY / COLORADO	04B	C	009443SG	70,675	Operational	\$ 293.22	12	3,518.6	-	-	-	-
82	2022	DODGE / DURANGO	06A	C	009454SG	26,012	Operational	\$ 293.22	12	3,518.6	-	-	-	-
83	2022	CHEVY / COLORADO	04B	C	009610SG	117,995	Operational	\$ 293.22	12	3,518.6	-	-	-	-

84	2022	DODGE / DURANGO	06A	C	009614SG	41,093	Operational	\$ 293.22	12	3,518.6	-	-	-	-
85	2022	DODGE / DURANGO	06A	C	009615SG	52,560	Operational	\$ 293.22	12	3,518.6	-	-	-	-
86	2022	DODGE / DURANGO	06A	C	009629SG	41,352	Operational	\$ 293.22	12	3,518.6	-	-	-	-
87	2022	DODGE / DURANGO	06A	C	009630SG	37,229	Operational	\$ 293.22	12	3,518.6	-	-	-	-
88	2022	RAM / RAM	04F	C	009668SG	127,938	Operational	\$ 293.22	12	3,518.6	-	-	-	-
89	2022	RAM / RAM	04F	C	009669SG	34,468	Operational	\$ 293.22	12	3,518.6	-	-	-	-
90	2022	RAM / RAM	04F	C	009670SG	90,198	Operational	\$ 293.22	12	3,518.6	-	-	-	-
91	2022	RAM / RAM	04F	C	009671SG	87,671	Operational	\$ 293.22	12	3,518.6	-	-	-	-
92	2022	RAM / RAM	04F	C	009672SG	69,325	Operational	\$ 293.22	12	3,518.6	-	-	-	-
93	2022	RAM / RAM	04F	C	009673SG	58,057	Operational	\$ 293.22	12	3,518.6	-	-	-	-
94	2022	RAM / RAM	04F	C	009674SG	35,754	Operational	\$ 293.22	12	3,518.6	-	-	-	-
95	2022	RAM / RAM	04F	C	009675SG	106,299	Operational	\$ 293.22	12	3,518.6	-	-	-	-
96	2022	RAM / RAM	04F	C	009676SG	78,231	Operational	\$ 293.22	12	3,518.6	-	-	-	-
97	2022	RAM / RAM	04F	C	009677SG	25,389	Operational	\$ 293.22	12	3,518.6	-	-	-	-
98	2022	RAM / RAM	04F	C	009678SG	70,060	Operational	\$ 293.22	12	3,518.6	-	-	-	-
99	2022	RAM / RAM	04F	C	009679SG	52,140	Operational	\$ 293.22	12	3,518.6	-	-	-	-
100	2022	RAM / RAM	04F	C	009726SG	21,830	Operational	\$ 293.22	12	3,518.6	-	-	-	-
101	2022	RAM / RAM	04F	C	009727SG	93,157	Operational	\$ 293.22	12	3,518.6	-	-	-	-
102	2022	RAM / RAM	04F	C	009728SG	122,695	Operational	\$ 293.22	12	3,518.6	-	-	-	-
103	2022	RAM / RAM	04F	C	009729SG	61,987	Operational	\$ 293.22	12	3,518.6	-	-	-	-
104	2022	RAM / RAM	04F	C	009730SG	78,789	Operational	\$ 293.22	12	3,518.6	-	-	-	-
105	2024	NISSAN / ALTIMA	02BA	C	009944SG	1,403	Standard	\$ 704.00	12	8,448.0	-	-	-	-
106	2023	RAM / RAM	04F	C	010005SG	67,542	Operational	\$ 293.22	12	3,518.6	-	-	-	-
107	2023	RAM / RAM	04F	C	010006SG	54,224	Operational	\$ 293.22	12	3,518.6	-	-	-	-
108	2023	RAM / RAM	04F	C	010007SG	37,700	Operational	\$ 293.22	12	3,518.6	-	-	-	-
109	2023	RAM / RAM	04F	C	010008SG	47,339	Operational	\$ 293.22	12	3,518.6	-	-	-	-
110	2023	RAM / RAM	04F	C	010009SG	9,624	Operational	\$ 293.22	12	3,518.6	-	-	-	-
111	2023	RAM / RAM	04F	C	010010SG	72,010	Operational	\$ 293.22	12	3,518.6	-	-	-	-
112	2023	RAM / RAM	04F	C	010011SG	30,744	Operational	\$ 293.22	12	3,518.6	-	-	-	-
113	2023	RAM / RAM	04F	C	010012SG	56,977	Operational	\$ 293.22	12	3,518.6	-	-	-	-
114	2023	RAM / RAM	04F	C	010013SG	10,804	Operational	\$ 293.22	12	3,518.6	-	-	-	-
115	2023	RAM / RAM	04F	C	010014SG	6,122	Operational	\$ 293.22	12	3,518.6	-	-	-	-
116	2023	RAM / RAM	04F	C	010015SG	56,779	Operational	\$ 293.22	12	3,518.6	-	-	-	-
117	2023	RAM / RAM	04F	C	010016SG	65,145	Operational	\$ 293.22	12	3,518.6	-	-	-	-
118	2023	RAM / RAM	04F	C	010017SG	36,624	Operational	\$ 293.22	12	3,518.6	-	-	-	-
119	2023	RAM / RAM	04F	C	010018SG	104,287	Operational	\$ 293.22	12	3,518.6	-	-	-	-
120	2023	RAM / RAM	04F	C	010019SG	40,225	Operational	\$ 293.22	12	3,518.6	-	-	-	-
121	2023	RAM / RAM	04F	C	010020SG	62,399	Operational	\$ 293.22	12	3,518.6	-	-	-	-
122	2023	RAM / RAM	04F	C	010318SG	6,797	Operational	\$ 293.22	12	3,518.6	-	-	-	-
123	2023	RAM / RAM	04F	C	010319SG	4,974	Operational	\$ 293.22	12	3,518.6	-	-	-	-
124	2024	NISSAN / ALTIMA	02BA	C	010463SG	12,084	Standard	\$ 704.00	12	8,448.0	-	-	-	-
125	2024	NISSAN / ALTIMA	02BA	C	010466SG	10,771	Standard	\$ 704.00	12	8,448.0	-	-	-	-
126	2024	NISSAN / ROGUE	06AM	C	010604SG	7,580	Standard	\$ 773.00	12	9,276.0	-	-	-	-
127	2024	RAM / RAM	06A	C	010659SG	2,821	Operational	\$ 293.22	12	3,518.6	-	-	-	-
128	2024	RAM / RAM	04F	C	010660SG	15,625	Operational	\$ 293.22	12	3,518.6	-	-	-	-
129	2023	RAM / RAM	04F	C	010734SG	1,041	Operational	\$ 293.22	12	3,518.6	-	-	-	-
130	2023	RAM / RAM	06A	C	010735SG	5,773	Operational	\$ 293.22	12	3,518.6	-	-	-	-
131	2023	RAM / RAM	06A	C	010736SG	4,048	Operational	\$ 293.22	12	3,518.6	-	-	-	-
132	2024	DODGE / DURANGO	06A	C	010737SG	2,125	Operational	\$ 293.22	12	3,518.6	-	-	-	-
133	2024	DODGE / DURANGO	06A	C	010738SG	1,978	Operational	\$ 293.22	12	3,518.6	-	-	-	-
134	2024	DODGE / DURANGO	04F	C	010739SG	12,957	Operational	\$ 293.22	12	3,518.6	-	-	-	-
135	2024	DODGE / DURANGO	04F	C	010740SG	10,763	Operational	\$ 293.22	12	3,518.6	-	-	-	-

136	2024	DODGE / DURANGO	04F	C	010741SG	16,020	Operational	\$ 293.22	12	3,518.6	-	-	-	-
137	2023	RAM / RAM	04F	C	010742SG	7,066	Operational	\$ 293.22	12	3,518.6	-	-	-	-
138	2023	RAM / RAM	04F	C	010743SG	4,693	Operational	\$ 293.22	12	3,518.6	-	-	-	-
139	2023	RAM / RAM	04F	C	010744SG	6,847	Operational	\$ 293.22	12	3,518.6	-	-	-	-
140	2023	RAM / RAM	04F	C	010745SG	1,275	Operational	\$ 293.22	12	3,518.6	-	-	-	-
141	2024	DODGE / DURANGO	06A	C	010769SG	14,120	Operational	\$ 293.22	12	3,518.6	-	-	-	-
142	2024	DODGE / DURANGO	06A	C	010814SG	10,862	Operational	\$ 293.22	12	3,518.6	-	-	-	-
143	2024	DODGE / DURANGO	06A	C	010815SG	9,140	Operational	\$ 293.22	12	3,518.6	-	-	-	-
144	2025	FORD / MAVERICK	04B-H	C	011372SG		Operational	\$ 293.22	12	3,518.6	-	-	-	-
145	2025	FORD / F150	04F	A	PENDING		Operational	\$ 293.22	12	3,518.6	-	-	-	-
146	2025	FORD / F150	04F	A	PENDING		Operational	\$ 293.22	12	3,518.6	-	-	-	-
147	2025	FORD / F150	04F	A	PENDING		Operational	\$ 293.22	12	3,518.6	-	-	-	-
148	2025	FORD / F150	04F	A	PENDING		Operational	\$ 293.22	12	3,518.6	-	-	-	-
149	2025	FORD / F150	04F	A	PENDING		Operational	\$ 293.22	12	3,518.6				
150	2025	FORD / F150	04F	A	PENDING		Operational	\$ 293.22	12	3,518.6				
151	2025	FORD / F150	04F	A	PENDING		Operational	\$ 293.22	12	3,518.6				
152		PENDING	04B	A	PENDING		Operational	\$ 293.22	12	3,518.6				
153		PENDING	04B	A	PENDING		Operational	\$ 293.22	12	3,518.6				
154		PENDING	04B	A	PENDING		Operational	\$ 293.22	12	3,518.6				
155		PENDING	04B	A	PENDING		Operational	\$ 293.22	12	3,518.6				
156		PENDING	04B	A	PENDING		Operational	\$ 293.22	12	3,518.6				
157		PENDING	04B	A	PENDING		Operational	\$ 293.22	12	3,518.6				
158		PENDING	04B	A	PENDING		Operational	\$ 293.22	12	3,518.6				
159		PENDING	04B	A	PENDING		Operational	\$ 293.22	12	3,518.6				
160		PENDING	04B	A	PENDING		Operational	\$ 293.22	12	3,518.6				
161		PENDING	04B	A	PENDING		Operational	\$ 293.22	12	3,518.6				
										-	-	-	-	-
TOTAL LONG TERM: 661,942.9											TOTAL SHORT TERM: -			

** Code A = additional leased vehicle request C = vehicle currently leased R = request to replace previously purchased vehicle

DFA Performance Based Budgeting Data System

Annual Performance Report

Agency: 42000 Regulation and Licensing Department

Program: P599 Construction Industries

The purpose of the construction industries program is to provide code compliance oversight; issue licenses, permits and citations; perform inspections; administer exams; process complaints; and enforce laws, rules and regulations relating to general construction standards to industry professionals.

Performance Measures:		2024-25 Target	2024-25 Result	Met Target	Year End Result Narrative
Efficiency	Percent of all construction inspections performed within three days of inspection request	95%	82%	No	The turnaround times for most inspections are 3 days. Actuals are impacted by several factors to include inspector vacancies, assisting other full-time jurisdictions during times of natural disasters or their need to cover vacancies.
Efficiency	Percent of all installation of manufactured home inspections performed within seven days of request	Discont	0%	No	
Outcome	Percent of commercial plans reviewed within ten working days	95%	88%	No	Commercial plans are to be reviewed with-in 10 business days. Commercial documents require three different trade reviews, Electrical, plumbing, mechanical and general building. As a whole 95% of the submitted request are reviewed within this time frame. General building has six full-time in-house plan reviewers which help complete 100% compliance. Mechanical/Plumbing plan review relies on field inspectors reviewing plans in between reviews which may have some delays due to required inspection requests. Electrical plan review reached a 75% compliance this past year due to a vacant position. This position has been a struggle to hire. With in this past year the position was vacated twice and posted for hire three times. Finding qualified people has been a struggle. To improve plan review and meet these performance measure to 100% plan reviewers, are now being cross trained in the different trades.
Outcome	Percent of residential plans reviewed within five working days	95%	94%	No	Residential plans reviews are required to be completed with in 5 business days. Residential requests are required one review view only which is general building.
Output	Number of months to final civil action, referral or dismissal of complaint	-999,991	6	Yes	Having added another position on civil investigations side has helped us to decrease the time from when we receive a request for investigation to the time of finalization.
Output	Number of months to final criminal action, referral or dismissal of complaint	0	7	Yes	Criminal investigations staff worked diligently to ensure investigations were condctued in a timely and efficient manner to maintain our target.

DFA Performance Based Budgeting Data System

Annual Performance Report

Program: P599 Construction Industries

Performance Measures:		2024-25 Target	2024-25 Result	Met Target	Year End Result Narrative
Output	Time to final action for criminal complaints	-999,991	7	Yes	Criminal investigations staff worked diligently to ensure investigations were conducted in a timely and efficient manner to maintain our target.

Program: P600 Financial Institutions

The purpose of the financial institutions program is to issue charters and licenses; perform examinations; investigate complaints; enforce laws, rules and regulations; and promote investor protection and confidence so capital formation is maximized and a secure financial infrastructure is available to support economic development.

Performance Measures:		2024-25 Target	2024-25 Result	Met Target	Year End Result Narrative
Efficiency	Percent of state-chartered banks, state-chartered credit unions, independent trust companies, small loan companies, mortgage loan companies, mortgage loan branches and escrow companies examined	95%	83%	No	
Outcome	Number of financial literacy outreach sessions conducted on a quarterly basis, targeting vulnerable populations	8	12	Yes	
Outcome	Percent of completed applications processed within ninety days by type of application	97%	99%	Yes	

Program: P601 Alcohol Beverage Control

The purpose of the alcohol beverage control program is to issue, deny, suspend or revoke licenses allowed under the Liquor Control Act to protect the health, safety and welfare of the residents of and visitors to New Mexico.

Performance Measures:		2024-25 Target	2024-25 Result	Met Target	Year End Result Narrative
Outcome	Average number of days to issue a restaurant beer and wine liquor license	-999,884	160	No	This was Alcohol and Beverage Control's (ABC's) first year utilizing the new online NM-PLUS platform. Staff was constantly juggling between monitoring remaining paper applications and newer online applications, causing some confusion and delay within the process.
Outcome	Average number of days to process a dispenser license	120	162	No	This was Alcohol and Beverage Control's (ABC's) first year utilizing the new online NM-PLUS platform. Staff was constantly juggling between monitoring remaining paper applications and newer online applications, causing some confusion and delay within the process.
Output	Average number of days to process a craft distiller's license	130	150	No	This was Alcohol and Beverage Control's (ABC's) first year utilizing the new online NM-PLUS platform. Staff was constantly juggling between monitoring remaining paper applications and newer online applications, causing some confusion and delay within the process.

DFA Performance Based Budgeting Data System

Annual Performance Report

Program: P601 Alcohol Beverage Control

Performance Measures:		2024-25 Target	2024-25 Result	Met Target	Year End Result Narrative
Output	Average number of days to resolve an administrative citation that does not require a hearing	160	127	Yes	Alcohol and Beverage Control (ABC) continues to improve its working relationship with the Special Investigations Unit (SIU) with the Department of Public Safety.

Program: P602 Program Support

The purpose of program support is to provide leadership and centralized direction, financial management, information systems support and human resources support for all agency organizations in compliance with governing regulations, statutes and procedures so they can license qualified applicants, verify compliance with statutes and resolve or mediate consumer complaints.

Performance Measures:		2024-25 Target	2024-25 Result	Met Target	Year End Result Narrative
Outcome	Percent of prior-year audit findings resolved	90%	90%	Yes	RLD has strengthened financial oversight, partnered with the Department of Finance and Administration (DFA), and engaged a new audit firm to help prevent recurrence of audit finding as well as ensure greater fiscal accountability going forward.

Program: P616 Boards and Commissions

The purpose of the boards and commissions program is to provide efficient licensing, compliance and regulatory services to protect the public by ensuring licensing professionals are qualified to practice.

Performance Measures:		2024-25 Target	2024-25 Result	Met Target	Year End Result Narrative
Efficiency	Percent of barber and cosmetology establishments inspected for infection control and safety standards	0	79%	Yes	Challenges: Multiple attempts were made to inspect establishments, however, the industry is moving to appointment only and outside of standard business hours (typically after 5:00 p.m.). As a result, access for inspections has been limited. Compliance staff are working with the board to strengthen and revise the rules to hold establishments accountable for failing to respond to inspection requests and the ability to hold an establishment accountable from the first attempt to inspect. Currently, inspectors visit the locations and, if closed, leave a notice requesting the establishment contact BCD to schedule an inspection and make multiple attempts to inspect. In FY24-25, inspection attempts were made at 430 establishments, where the establishments were non-responsive.

DFA Performance Based Budgeting Data System

Annual Performance Report

Program: P616 Boards and Commissions

Performance Measures:		2024-25 Target	2024-25 Result	Met Target	Year End Result Narrative
Efficiency	Percent of body art establishments inspected for infection control and safety standards	0	61%	Yes	Challenges: Multiple attempts were made to inspect Body Art Establishments; however, most operate by appointment only and outside of standard business hours (typically after 5:00 p.m.). As a result, access for inspections has been limited. Compliance staff are working with the board to strengthen and revise the rules to hold establishments accountable for failing to respond to inspection requests. Currently, inspectors visit the locations and, if closed, leave a notice requesting the establishment contact BCD to schedule an inspection. In FY24-25, 180 inspection attempts have been made at non-responsive establishments.
Efficiency	Percent of initial applications and renewals processed within three days of receipt of completed application	95%	83%	No	NM Plus is not currently configured to capture when an application is determined to be complete. In order to capture this information, 128 applications would need to be modified.
Outcome	Number of noncompliant barber and cosmetology establishments brought into compliance within ninety days	Discont	0	No	
Outcome	Number of noncompliant body art establishments brought into compliance within ninety days	Discont	0	No	discontinued for FY24-25
Output	Number of landscape architects complaints	0	0	Yes	No data collected per Division Director.
Output	Number of nursing home administrator complaints	0	0	Yes	No data collected per Division Director.
Output	Number of speech and hearing complaints	0	0	Yes	No data collected per Division Director.
Output	Percent of pharmacy-board-licensed facilities inspected annually	50%	47%	No	Challenges: Biennial inspection frequency is appropriate for most license types. This balances administrative burden with appropriate oversight, while enabling the board to have adequate resources to conduct investigations, prelicensing, for cause inspections, and more frequent inspections of facilities/ facility types as needed/ appropriate.

Program: P617 Securities

The purpose of the securities program is to protect the integrity of the capital markets in New Mexico by setting standards for licensed professionals, investigating complaints, educating the public and enforcing the law.

Performance Measures:		2024-25 Target	2024-25 Result	Met Target	Year End Result Narrative
Outcome	Amount of revenue collected from licensing, in millions	\$23.60	\$23.75	Yes	

DFA Performance Based Budgeting Data System

Annual Performance Report

Program: P617 Securities

Performance Measures:		2024-25 Target	2024-25 Result	Met Target	Year End Result Narrative
Outcome	Average number of days to resolve a complaint from when the complaint is logged and assigned	0	0	Yes	
Outcome	Percent of complaints logged and assigned within two days of receipt	0	97%	Yes	Duty of logging and assigning complaints currently tasked to one person in order to streamline the task. When that person is out of the office, substitute person(s) unable to complete tasks as quickly, resulting in minimal delay on rare occasions.
Outcome	Percent of complaints logged and assigned within two days of receipt of written complaint, then investigated and a course of action determined no later than four months from receipt of complaint	Discont	0%	No	discontinued for 2024-2025
Outcome	Percent of investment adviser registrants examined annually	Discont	0%	No	discontinued for 2024-2025
Output	Amount of monies awarded or recovered through criminal or administrative prosecutions or settlements	\$250.00	\$385.25	Yes	This performance measure does not enable division to track all restitution awarded or recovered if not specifically calculated in associated dispositive order(s). Often, restitution is unknown and evaluation and calculation of customer financial impact is done after the disposition. Restitution can also take the form of customer credit or recission, which can be difficult to quantify.
Output	Number of investor education events focused on fraud protection	14	15	Yes	

Program: P619 Manufactured Housing

The purpose of the manufactured housing program is to provide code compliance oversight; issue licenses, permits and citations; perform inspections; administer exams; process complaints; and enforce laws, rules and regulations relating to manufactured housing standards.

Performance Measures:		2024-25 Target	2024-25 Result	Met Target	Year End Result Narrative
Efficiency	Percent of all installation of manufactured home inspections performed within seven days of request	0	89%	Yes	Our 2024-25 Actuals were impacted by two inspector being out on FMLA. We prioritized high-risk areas and implemented scheduling efficiencies.
Outcome	Number of inspections for manufactured homes on permanent foundations	0	1,928	Yes	Although the Manufactured Housing Division has no control over the number of manufactured homes placed on permanent foundations, the division still exceeded its performance target for inspections in this category during FY25. This success reflects the strong collaborative efforts between the Administrator, Chief Inspectors, and Inspectors to maximize efficiency and responsiveness.

Program: P804 Cannabis Control

DFA Performance Based Budgeting Data System

Annual Performance Report

Program: P804 Cannabis Control

The purpose of the cannabis control program is to regulate and license cannabis producers, manufacturers, retailers, couriers, testing facilities and research laboratories operating in the medical and adult-use markets to ensure public health and safety.

Performance Measures:		2024-25 Target	2024-25 Result	Met Target	Year End Result Narrative
Outcome	Number of fines and revocations by each license type	30	31	Yes	The measure was met. Timely inspections, investigations, and legal collaboration, both within the respective teams and with other agencies, contributed to achieving this goal.
Outcome	Percent of operational manufacturer licenses inspected per quarter	10.0%	40.3%	Yes	The measure was met and surpassed. The Cannabis Control Division (CCD) streamlined procedures and provided additional specialized training.
Outcome	Percent of operational producer licenses inspected per quarter	18.0%	37.5%	Yes	The measure was met and surpassed. The Cannabis Control Division (CCD) streamlined procedures and provided additional specialized training.
Outcome	Percent of operational retailer locations inspected per quarter	24.0%	31.1%	Yes	The measure was met and surpassed. The Cannabis Control Division (CCD) streamlined procedures and provided additional specialized training.
Output	Number of days to process a manufacturer license on receipt of a completed application	45	3	Yes	The measure was met and surpassed. The Cannabis Control Division (CCD) implemented a new online licensing platform, NM-PLUS, which prevents the submission of incomplete applications.
Output	Number of days to process a producer license on receipt of a completed application	60	3	Yes	The measure was met and surpassed. The Cannabis Control Division (CCD) implemented a new online licensing platform, NM-PLUS, which prevents the submission of incomplete applications.
Output	Number of days to process a retailer license on receipt of a completed application	30	0	Yes	The measure was met and surpassed. The Cannabis Control Division (CCD) implemented a new online licensing platform, NM-PLUS, which prevents the submission of incomplete applications.

Performance Measures Summary

P599 Construction Industries

Purpose: The purpose of the construction industries program is to provide code compliance oversight; issue licenses, permits and citations; perform inspections; administer exams; process complaints; and enforce laws, rules and regulations relating to general construction standards to industry professionals.

Performance Measures:		2023-24 Actual	2024-25 Actual	2025-26 Budget	2026-27 Request	2026-27 Recomm
Output	Number of months to final civil action, referral or dismissal of complaint	New	12	7	7	
Output	Time to final action for criminal complaints	New	7	7	7	
Output	Number of months to final criminal action, referral or dismissal of complaint	New	14	7	7	
Outcome	Percent of commercial plans reviewed within ten working days	86%	176%	90%	90%	
Outcome	Percent of residential plans reviewed within five working days	96%	188%	97%	95%	
Efficiency	Percent of all construction inspections performed within three days of inspection request	0%	164%	85%	85%	

P600 Financial Institutions

Purpose: The purpose of the financial institutions program is to issue charters and licenses; perform examinations; investigate complaints; enforce laws, rules and regulations; and promote investor protection and confidence so capital formation is maximized and a secure financial infrastructure is available to support economic development.

Performance Measures:		2023-24 Actual	2024-25 Actual	2025-26 Budget	2026-27 Request	2026-27 Recomm
Outcome	Percent of completed applications processed within ninety days by type of application	99%	198%	100%	100%	
Outcome	Number of financial literacy outreach sessions conducted on a quarterly basis, targeting vulnerable populations	8	24	10	8	
Efficiency	Percent of state-chartered banks, state-chartered credit unions, independent trust companies, small loan companies, mortgage loan companies, mortgage loan branches and escrow companies examined	83%	166%	96%	95%	

P601 Alcohol Beverage Control

Purpose: The purpose of the alcohol beverage control program is to issue, deny, suspend or revoke licenses allowed under the Liquor Control Act to protect the health, safety and welfare of the residents of and visitors to New Mexico.

Performance Measures:		2023-24 Actual	2024-25 Actual	2025-26 Budget	2026-27 Request	2026-27 Recomm
Output	Average number of days to resolve an administrative citation that does not require a hearing	77	254	75	160	
Output	Average number of days to process a craft distiller's license	137	300	116	130	
Outcome	Average number of days to process a dispenser license	124	324	116	130	
Outcome	Average number of days to issue a restaurant beer and wine liquor license	136	320	100	130	

P602 Program Support

Purpose: The purpose of program support is to provide leadership and centralized direction, financial management, information systems support and human resources support for all agency organizations in compliance with governing regulations, statutes and procedures so they can license qualified applicants, verify compliance with statutes and resolve or mediate consumer complaints.

Performance Measures:		2023-24 Actual	2024-25 Actual	2025-26 Budget	2026-27 Request	2026-27 Recomm
-----------------------	--	-------------------	-------------------	-------------------	--------------------	-------------------

Performance Measures Summary

Performance Measures:		2023-24 Actual	2024-25 Actual	2025-26 Budget	2026-27 Request	2026-27 Recomm
Outcome	Percent of prior-year audit findings resolved	100%	180%	100%	90%	

P616 Boards and Commissions

Purpose: The purpose of the boards and commissions program is to provide efficient licensing, compliance and regulatory services to protect the public by ensuring licensing professionals are qualified to practice.

Performance Measures:		2023-24 Actual	2024-25 Actual	2025-26 Budget	2026-27 Request	2026-27 Recomm
Output	Percent of pharmacy-board-licensed facilities inspected annually	50%	94%	60%	50%	
Output	Number of nursing home administrator complaints	New	0	575	0	
Output	Number of landscape architects complaints	New	0	575	0	
Output	Number of speech and hearing complaints	New	0	575	0	
Outcome	Number of noncompliant body art establishments brought into compliance within ninety days	50	0	75	0	
Efficiency	Percent of initial applications and renewals processed within three days of receipt of completed application	95%	166%	97%	95%	
Efficiency	Percent of barber and cosmetology establishments inspected for infection control and safety standards	New	158%	85%	75%	
Efficiency	Percent of body art establishments inspected for infection control and safety standards	New	122%	90%	90%	

P617 Securities

Purpose: The purpose of the securities program is to protect the integrity of the capital markets in New Mexico by setting standards for licensed professionals, investigating complaints, educating the public and enforcing the law.

Performance Measures:		2023-24 Actual	2024-25 Actual	2025-26 Budget	2026-27 Request	2026-27 Recomm
Output	Number of investor education events focused on fraud protection	5	30	14	14	
Output	Amount of monies awarded or recovered through criminal or administrative prosecutions or settlements	612,430.62	\$770.50	\$500.00	\$250.00	
Outcome	Percent of investment adviser registrants examined annually	36%	0%	95%	0%	
Outcome	Percent of complaints logged and assigned within two days of receipt of written complaint, then investigated and a course of action determined no later than four months from receipt of complaint	93%	0%	100%	0%	
Outcome	Amount of revenue collected from licensing, in millions	,576,930.62	\$47.50	\$25.00	\$23.60	
Outcome	Percent of complaints logged and assigned within two days of receipt	New	195%	99%	95%	

P619 Manufactured Housing

Purpose: The purpose of the manufactured housing program is to provide code compliance oversight; issue licenses, permits and citations; perform inspections; administer exams; process complaints; and enforce laws, rules and regulations relating to manufactured housing standards.

Performance Measures:		2023-24 Actual	2024-25 Actual	2025-26 Budget	2026-27 Request	2026-27 Recomm
Outcome	Number of inspections for manufactured homes on permanent foundations	New	3,856	1,850	0	
Efficiency	Percent of all installation of manufactured home inspections performed within seven days of request	New	178%	90%	0%	

Performance Measures Summary

P804 Cannabis Control

Purpose: The purpose of the cannabis control program is to regulate and license cannabis producers, manufacturers, retailers, couriers, testing facilities and research laboratories operating in the medical and adult-use markets to ensure public health and safety.

Performance Measures:		2023-24 Actual	2024-25 Actual	2025-26 Budget	2026-27 Request	2026-27 Recomm
Output	Number of days to process a manufacturer license on receipt of a completed application	3	6	15	30	
Output	Number of days to process a producer license on receipt of a completed application	3	6	15	30	
Output	Number of days to process a retailer license on receipt of a completed application	3	3	15	0	
Outcome	Percent of operational manufacturer licenses inspected per quarter	9.8%	80.6%	10.0%	25.0%	
Outcome	Percent of operational producer licenses inspected per quarter	16.5%	75.0%	18.0%	25.0%	
Outcome	Percent of operational retailer locations inspected per quarter	21.8%	62.2%	24.0%	25.0%	
Outcome	Number of fines and revocations by each license type	4,250,925	62	50,000	30	

New Mexico Regulation and Licensing Department

2026
STRATEGIC
PLAN
2025
ANNUAL
REPORT



NMRLD

**NEW MEXICO
REGULATION &
LICENSING DEPARTMENT**



**Empowering
the vitality of
New Mexico
enterprise**

Mission

To promote public confidence in professional, occupational services, trades, and industries by finding innovative solutions for business in the interest of public safety and economic vitality.

Guiding Values

• Service • Integrity • Dedication

Table of Contents

Message from the Superintendent	3
What We Do.....	4
Our Strategic Planning Focus & Goal Areas.....	5
Our Organization.....	9
Alcoholic Beverage Control Division.....	12
Boards and Commissions Division	16
Health Licensing Bureau	21
Professional Licensing Bureau	30
Cannabis Control Division.....	36
Construction Industries Division	44
Manufactured Housing Division	49
Financial Institutions Division.....	52
Securities Division.....	55
Statutory Authority.....	59

Message from the Superintendent

I have been with the New Mexico Regulation and Licensing Department for 23 years, starting as an LP gas inspector in the Construction Industries Division and working up to Superintendent. I believe in doing everything it takes to get the job done, and I continue to be proud of the work this department does, and am honored to serve New Mexico and the people who depend on us.

The 2026 strategic plan and 2025 annual report highlights the department's accomplishments over the past year, and what we aim to achieve in the year ahead. We made real progress in gaining key legislative support for new laws critical to public safety. We also began a number of projects to improve our licensees' experience and provide better communication regarding changes in regulations, licensing protocols, and more. The department continues to recognize the great work our licensees do on a daily basis while also carrying out our regulatory duties to protect New Mexicans and ensure those who disregard consumer safety are dealt with appropriately and promptly.

A few of our accomplishments this year:

- Partnered with fellow state agencies and nonprofit associations to prepare and provide emergency kits to residents in disaster-affected areas.
- Worked with the governor and legislators to pass HB 10 which gives NMRLD a new Enforcement Bureau to enforce criminal violations of the Cannabis Regulation Act
- Engaged with stakeholders to implement rules for the new Elevator Safety Act

- Attended career fairs and other community-based events to promote employment in the many trades we license and regulate
- Hosted seven Constituent Days to assist licensees in the Alcoholic Beverage Control Division and Boards and Commissions Division with various licensing and regulatory matters
- Worked collaboratively with multiple State- and local law enforcement agencies to stop an illegal cannabis farm in northwest New Mexico and destroy more than 100,000 pounds of illicit cannabis
- Conducted more than two dozen financial education or fraud prevention workshops, trainings, and presentations to audiences ranging from adolescence to 65 and older



I want to thank the dedicated employees at NMRLD for recognizing that the work they do is important, and touches the lives of almost every New Mexican one way or another. I look forward to another year of serving New Mexico and making it a better place to live, work, build, and receive the quality professional services people expect.

A handwritten signature in black ink that reads "Clay Bailey".

Clay Bailey
Superintendent

What We Do

The New Mexico Regulation and Licensing Department licenses and regulates individuals and businesses in more than two dozen industries, professions, and trades across the state. Our goal is to assure that New Mexicans receive quality services from qualified individuals and businesses while also ensuring a fair and prompt administrative process.

Our priority is your protection.

Our Strategic Planning Focus & Goal Areas

Focus Area: Budget/Fiscal

Strengthen Financial Oversight and Accountability:

- Continue to develop, implement, and refine a comprehensive quality assurance framework for all online revenue transactions to ensure accuracy, transparency, and compliance with applicable statutes and regulations.

Enhance Interdepartmental Collaboration:

- Deepen coordination among NMRLD divisions, the Administrative Services Division (ASD), and the Office of the Superintendent to improve the effectiveness and efficiency of the budget development and accounts receivable processes.

Modernize Fiscal Policies and Procedures:

- Conduct a comprehensive review and revision of fiscal policies and procedures across all divisions to ensure consistency, compliance, and alignment with best practices.
- Promote agency-wide understanding and adherence through updated guidance and training.

Advance Budget Process Improvement in Coordination with Oversight Agencies:

- Collaborate proactively with the Department of Finance and Administration (DFA) and the Legislative Finance Committee (LFC) to strengthen NMRLD's budget formulation, execution, and reporting processes.
- Emphasize transparency, data-informed decision-making, and alignment with strategic priorities.

Focus Area: Community Engagement

Maintain Effective Communication:

- Present and maintain a cohesive narrative among all department representatives when discussing NMRLD's goals and mission to ensure consistency and effective communication to all constituents.
- Review all external communication to ensure information is presented clearly in a way that resonates with all audiences.

Engage in Stakeholder Connection and Conversations:

- Show NMRLD is a frequent connector of stakeholders in the professional and occupational industries, encouraging collaboration among all parties, and gaining and maintaining public trust through responsible stewardship and transparent processes.
- Communicate with internal and external constituencies to identify strategies to improve customer service and reduce regulatory barriers.



Provide Access to Digital Information:

- Continue to refine NMRLD's public-facing website to efficiently provide up-to-date information in a manner that is accessible and compliant with digital accessibility laws.
- Explore strategies to refine website content to ensure information is presented clearly and concisely.
- Build the department's social media following to encourage engagement and share critical public safety and/or regulatory information.

Focus Area: Consumer Education

Participate or Facilitate Consumer Education Events:

- Facilitate tailored trainings, workshops, or presentations for specific audiences to raise awareness in consumer protection.
- Maintain a presence at community events to raise the department's profile and share consumer protection information.
- Participate in career fairs and other hiring events to promote workforce in skilled trades and communicate the licensing and regulatory frameworks each of those trades must comply with.

Expand the Catalog of Printed and Digitally Accessible Resources:

- Continue to build NMRLD's printed materials and resources to ensure constituents are up to date and have access to critical public safety and consumer protection information.
- Create digitally accessible, ADA-compliant files to be shared on the department's website and via social media.

Focus Area: Human Resources

Enhance Talent Acquisition and Retention Strategies:

- Continue to refine and implement recruitment, onboarding, and retention strategies that attract and retain highly qualified professionals.
- Focus on building a diverse and inclusive workforce that reflects the populations we serve and supports the agency's long-term goals.

Strengthen Employee Development and Training:

- Expand professional development opportunities and establish structured training programs to build staff capacity, improve performance, and support career growth across all divisions.
- Emphasize leadership development, succession planning, and cross-functional competencies.

Foster a Culture of Engagement, Accountability, and Equity:

- Promote a positive and respectful workplace environment that values transparency, open communication, and employee well-being.
- Enhance performance management processes to align individual contributions with agency goals and reinforce accountability.

Modernize HR Policies and Procedures:

- Conduct a comprehensive review and update of NMRLD's human resources policies and procedures to ensure alignment with state regulations, best practices, and the evolving needs of the workforce.
- Standardize and streamline HR practices across all divisions to improve consistency, compliance, and operational efficiency.

Improve Onboarding and Offboarding Processes:

- Redesign onboarding procedures to ensure new employees are effectively integrated into the agency with clear expectations, resources, and support.
- Strengthen offboarding processes to capture institutional knowledge, ensure compliance, and facilitate smooth transitions.
- Develop consistent, department-wide protocols to support continuity and mitigate operational disruption.

Focus Area: Information Technology

Application processes:

- Complete the automation of application, inspection, and renewal processes for the Alcoholic Beverage Control Division, Boards & Commissions Division, Cannabis Control Division, Construction Industries Division, and Manufactured Housing Division.
- Expand the Salesforce platform to include the Securities Division and the newly established Elevator Bureau, ensuring these programs benefit from modern, integrated workflows.
- Enhance the efficiency, scalability, and user experience of the Salesforce platform to reduce manual workloads, improve accuracy, and support end-to-end digital service delivery.

Data:

- Improve the availability, integrity, and security of departmental data through enhanced data governance, regular backups, and robust access controls.
- Establish policies and tools that support real-time data access for decision-making while ensuring compliance with applicable privacy and security standards.

Interconnect:

- Implement and manage a data-sharing platform.
- Collect and share appropriate NMRLD data with team members, State of New Mexico agencies, and the public.

Infrastructure:

- Complete modernization of network infrastructure including establishment of hybrid-cloud solutions.
- Optimize voice communications with a focus on cost, functionality, and quality.

Cybersecurity:

- Strengthen the agency's cybersecurity posture by working closely with the New Mexico Department of Information Technology to align with statewide cybersecurity frameworks, incident response protocols, and threat intelligence initiatives.
- Conduct monthly vulnerability scans and quarterly penetration testing to proactively identify and mitigate potential risks.
- Implement a robust patch-management process to ensure timely updates to all systems and applications, reducing exposure to known vulnerabilities.
- Continue to provide regular cybersecurity awareness and phishing resistance training to NMRLD staff to promote a culture of security and resilience.

Focus Area: Licensing

Modernize Licensing Through Technology:

- NMRLD has transitioned the majority of its licensing programs to the Salesforce platform to improve efficiency, consistency, and accessibility. This modernization has streamlined application, renewal, and compliance processes, making it easier for applicants and licensees to interact with the agency through a secure, user-friendly digital environment.

Simplify and Streamline Licensing Processes:

- Continue to remove unnecessary barriers to licensure by simplifying requirements, standardizing documentation, and expanding online capabilities for application submission, payments, continuing education tracking, and communication.
- Emphasize transparency and responsiveness to reduce delays and improve customer experience.



Ensure Equitable Access to Licensing Services:

- Promote equity by ensuring that individuals with limited English proficiency can access licensing information and services.
- Expand multilingual resources, improve website accessibility, and offer culturally appropriate support to ensure that all applicants can successfully navigate the licensing process.

Engage Stakeholders to Support Workforce Access:

- Strengthen collaboration with professional boards, educational institutions, industry partners, and community organizations to identify and address licensing challenges.
- Use stakeholder input to guide policy updates, identify emerging workforce needs, and support efficient pathways to licensure.

Pursue Legislative and Regulatory Improvements:

- Identify and implement necessary legislative and regulatory changes to modernize outdated licensing statutes, eliminate unnecessary requirements, and align NMRLD's regulatory approach with evolving industry standards and workforce demands.
- Collaborate with lawmakers and stakeholders to ensure changes are practical, effective, and grounded in public interest.

Our Organization

Administrative Services Division (ASD)

The Administrative Services Division encompasses Financial Services, Information Technology Services, and Human Resources. ASD serves as a resource and provides support to the divisions in coordination with other state agencies. Financial Services provides fiscal support and oversight, financial advice, accounting, budget preparation and management, procurement, and fleet/telecommunication services.

Alcoholic Beverage Control Division (ABC)

The Alcoholic Beverage Control Division focuses on protecting the health, safety, and welfare of all New Mexicans and visitors to the state by responsibly regulating the sale, service, and public consumption of alcohol, tobacco, and/or tobacco products. The division takes seriously every complaint alleging potential violations of liquor control laws and works closely with the Special Investigations Unit of the Department of Public Safety in investigating and prosecuting such violations.

Boards and Commissions Division (BCD)

The Boards and Commissions Division comprises more than two dozen professional and occupational licensing boards and commissions, divided between the Health Licensing and Professional Licensing Bureaus. The division is responsible for licensing individuals qualified to practice in the state, protecting public health and safety, and serving support roles for boards and commissions that create the rules governing these professions.

Cannabis Control Division (CCD)

The Cannabis Control Division regulates and licenses cannabis producers, producer microbusinesses, manufacturers, retailers, couriers, cannabis consumption areas, testing laboratories, and research laboratories operating in the medical- and adult-use markets to ensure public health and safety in

cannabis and cannabis products. To achieve this, the division establishes rules pertaining to licensing, promoting social equity, compliance, and enforcement.

Construction Industries Division (CID)

The Construction Industries Division collaborates with the general public, trade organizations, municipalities, local code officials, contractors, subcontractors, architects, design professionals, LP gas distributors, and homeowners to assist economic growth in New Mexico, protect life and property, and ensure safety of all citizens.

Financial Institutions Division (FID)

The Financial Institutions Division works to protect public interest, preserve public trust, and promote economic vitality by licensing and regulating independent trust companies, mortgage loan companies and originators, money service businesses, small loan companies, collection agencies and repossession companies, escrow companies, motor vehicle sales finance companies, endowed care cemetery trusts operating in New Mexico, and state-chartered banks, savings and loan associations, and credit unions.

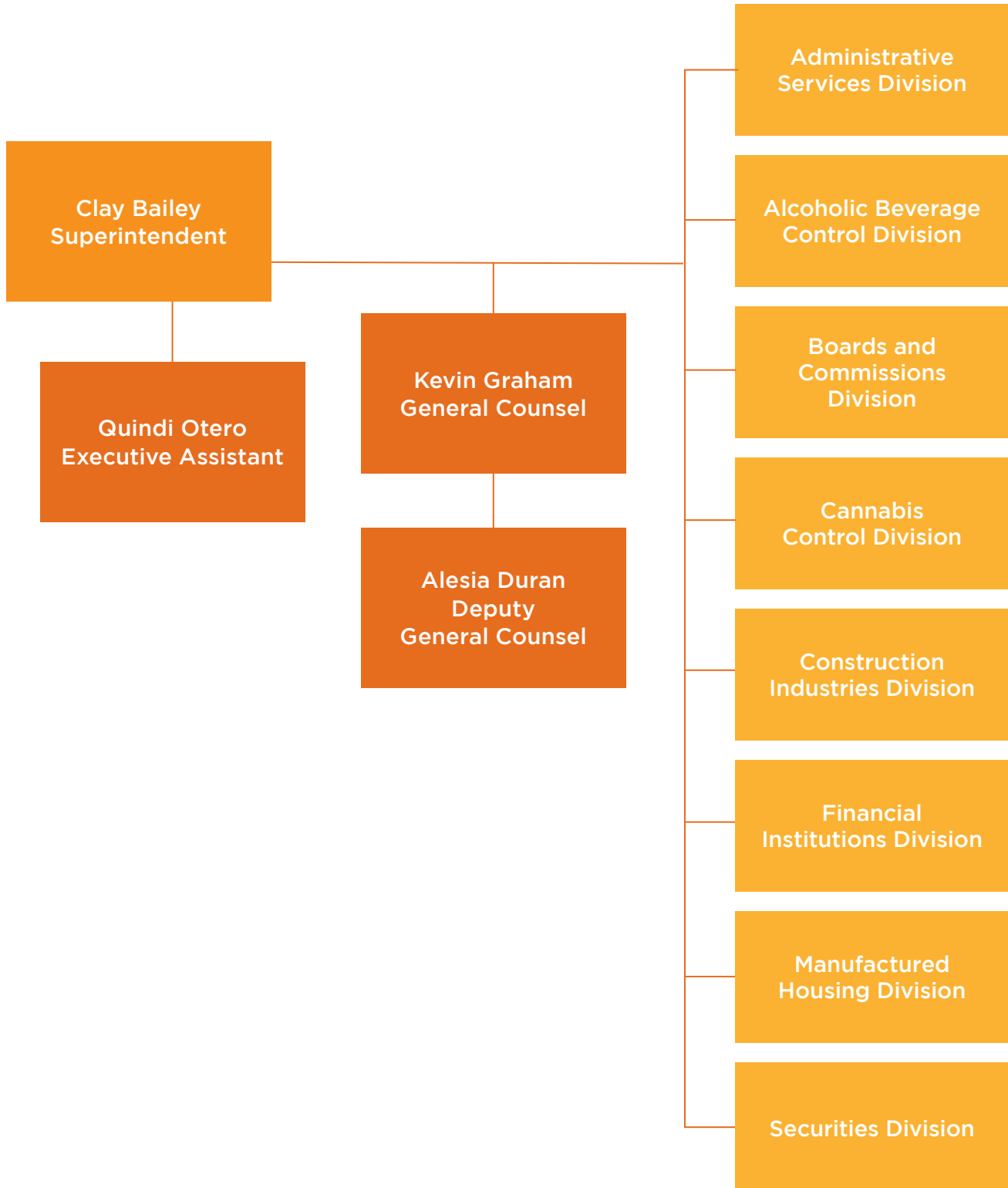
Manufactured Housing Division (MHD)

The Manufactured Housing Division regulates manufacturers, dealers, brokers, salespersons, installers, and repair technicians to ensure compliance of federal and state law in the manufacture and installation of manufactured homes.

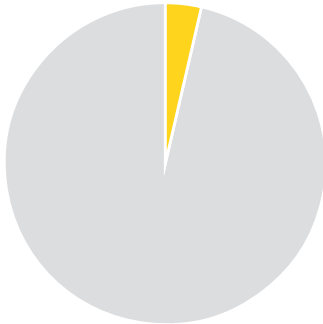
Securities Division (Securities)

The Securities Division protects investors and maintains public confidence in the securities markets. The division seeks to preserve and strengthen a free and competitive securities market for New Mexico, increase investor confidence and thereby encourage the formation of capital, and promote integrity, fairness, and full disclosure of financial services.

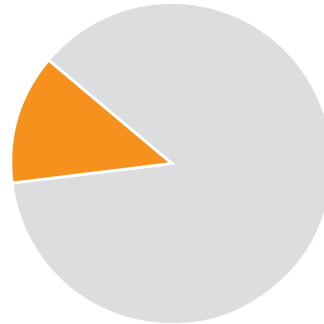
Organizational Structure



Annual Total Budget: \$62,349,334



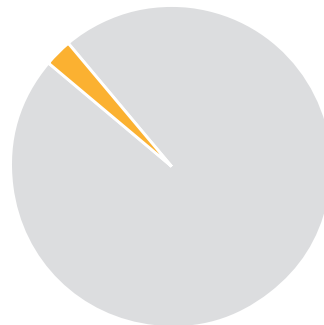
Alcoholic Beverage Control Division
\$2,262,700



Financial Institutions Division
\$8,207,200



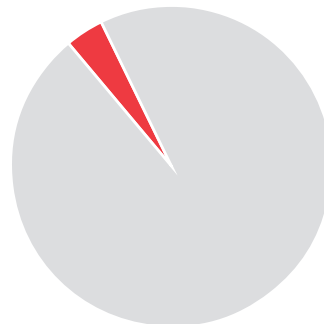
Boards and Commissions Division
\$22,422,234



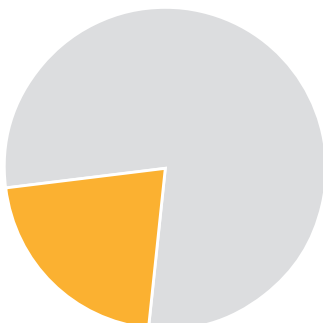
Manufactured Housing Division
\$1,654,600



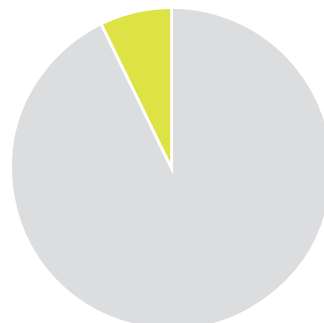
Cannabis Control Division
\$7,650,000



Securities Division
\$2,438,000



Construction Industries Division
\$13,349,300



Program Support
\$4,365,300

Alcoholic Beverage Control Division



FTE: 17

BUDGET: \$2,262,700

The Alcoholic Beverage Control Division (ABC) is responsible for regulating the manufacture, transportation, distribution, sale, service, and public consumption of alcoholic beverages by licensing establishments and servers who sell or serve alcohol to the public. The division's primary goal is to protect the health, safety, and welfare of New Mexico's residents and visitors while allowing for responsible economic growth. The division is also responsible for adjudication of citations issued by the Department of Public Safety's Special Investigations Unit (SIU) for violations of the Liquor Control Act. Division staff answers questions from both in-state and out-of-state industry members who are operating in New Mexico, as well as those who wish to become licensed in the state.

Description of Services

The Alcoholic Beverage Control Division issues and regulates 37 different license types. Before issuing a license, the division staff review liquor and tobacco license applications to ensure they are complete and correct, conduct preliminary hearings, work with the SIU to post public notice signs at the proposed liquor location, work with local governing bodies for public hearings, ensure that applicants are qualified to hold a license, collect all fees, and ensure that the license requested by the applicant is, in fact, the appropriate license type for the proposed business model.

In addition to issuing liquor and tobacco products licenses, ABC also issues permits for public and private celebrations, such as the Albuquerque International Balloon Fiesta, the Wine and Chile Festival, as well as weddings and graduation parties. The division processes more than 5,000 applications annually.

ABC also issues or renews approximately 25,000 Alcohol Server Permits annually to individuals who sell or serve alcohol in

establishments such as grocery stores, convenience stores, bars, or restaurants. Every server is required to take an approved class that covers the alcohol-related laws of New Mexico, as well as responsible serving practices. A primary focus is the requirement that servers must ensure that they do not sell or serve alcohol to minors or intoxicated persons. Class schedules are maintained on the division website.

The division works closely with SIU to ensure that license holders operate responsibly. In the event citations are issued, ABC reviews the citations to determine if fines and penalties are warranted. Fines are assessed in accordance with the established fine schedule, while taking mitigating and aggravating circumstance into consideration, and can be as high as \$10,000 per offense and possible revocation of the license. A suspension of alcohol sales may also be imposed for a violation. The division makes every effort to work with our license holders to prevent violations from occurring, but receives between 300 and 400 citations annually.

PERFORMANCE MEASURES	FY25 ACTUAL	FY26 TARGET	FY27 RECOMMENDATION
Number of days to process a dispenser license	162	116	130
Number of days to resolve an administrative citation that does not require a hearing	127	75	160
Number of days to issue a restaurant beer and wine liquor license	160	100	130
Number of days to process a craft distiller's license	150	116	130

Program Goals and Objectives

- Provide timely and efficient licensing processes to customers and clients.
- Provide accurate and reliable information in person, through correspondence, and through the ABC website.
- Process citations in a fair and impartial manner.
- Continue to stay fully staffed and with as little turnover as possible.
- Create career paths for employees to encourage stability and institutional memory and expertise.

Strategic Actions

- Continually upgrade the internal processes and requirements to break down unnecessary barriers to licensure.
- Continue to provide best practices to ensure liquor consumption is performed safely and responsibly.
- Meet regularly with all members of the New Mexico alcohol and tobacco industries to ensure compliance and to encourage a free flow of information between ABC and each industry.
- Continue coordination with SIU to ensure fair enforcement of the Liquor Control Act and the Tobacco Products Act.
- Continue to encourage local option districts to plan for liquor control within their jurisdiction to meet the needs and concerns of their communities.

Recent Highlights and Major Accomplishments

- Successfully launched NM-PLUS, an online licensing and permitting platform, making it so that applicants and licensees may submit applications, renewals, and payments to ABC online.
- Worked with key members of the New Mexico Wine Growers Association and SIU to ensure safe practices while conducting large-scale wine festivals throughout the state.
- Presented at the New Mexico Brewers Guild annual tech conference on navigating the Small Brewers License statutory and regulatory requirements.
- ABC staff served as panelists during multiple national conferences presenting information and guidance to members of the liquor industry located throughout the country who participate in the liquor industry in New Mexico.
- ABC staff continues to remain available to licensees, applicants, potential applicants, and members of the public to assist in navigating the Liquor Control Act and the Tobacco Products Act.

Liquor Licenses*

Total: **71,998**

3rd Party Delivery Permit	4	Public Service	11
Bed & Breakfast	4	Rectifier	3
Canopy	87	Restaurant A	549
Club	135	Restaurant A + NM Spirits	103
Common Carrier	257	Restaurant B	142
Craft Distiller	40	Retailer	71
Craft Distiller Off-Site	20	Rural Dispenser	26
Delivery Permit	7	Rural Retailer	4
Direct Shipment Permit	963	Server Certification	approx 67,000
Dispenser	786	Small Brewer	101
Governmental	74	Small Brewer Limited Wholesaler	3
Instructor Certification	6	Small Brewer Off-Site	45
Inter-Local Dispenser	414	Wholesaler	63
Lottery	18	Wine Bottler	0
Manufacturer (Distiller)	1	Wine Grower	89
Nonresident	909	Wine Grower Off-Site	35
Provider Certification	5	Wine Wholesaler	23

Tobacco Licenses*

Total: **1,591**

Distributor	40
Manufacturer	4
Retailer	1,547

Boards and Commissions Division



FTE: 92.4

BUDGET: \$22,422,234

The Boards and Commissions Division (BCD) consists of 29 administratively attached professional and occupational licensing boards and commissions. Our primary objectives are to safeguard the health and safety of all New Mexicans and ensure they receive services from qualified, competent professionals. Achieving these goals would be impossible without our team of committed public servants. Every day, our employees conduct inspections, enforce regulations, offer specialized expertise, process licensing applications, provide exceptional customer service, and develop best practices to enhance operational efficiency throughout the division. BCD's predominant goal is to leave every constituent with a positive impression by always providing exemplary customer service.

The division consists of three units divided between the Health Licensing and Professional Licensing Bureaus and the Compliance/ Inspection Team. The Boards and Commissions Division establishes specialized standards on education and training to ensure New Mexicans receive quality care and services from qualified professionals. The division is responsible for:

- Day-to-day operations of licensing individuals qualified to practice in the state
- Protecting health and public safety through monitoring complaints and related investigations
- Serving support roles for the boards and commissions that promulgate rules governing these professions and that take disciplinary action against licensed and unlicensed individuals

Description of Services

Each professional and occupational licensing board and commission operates under the authority of a distinct enabling statute, referred to as a practice act, which provides regulation of certain professions to protect public health and safety and help ensure consumer trust of those licensed professionals. These boards and commissions – except for the division’s three advisory boards – are granted authority under each respective practice act to promulgate rules and issue discipline against licensed and unlicensed individuals who violate provisions of the law.

Staff within the two bureaus process initial and renewal licensure applications for qualified individuals and establishments in compliance with statutory and regulatory requirements. In addition, they coordinate and efficiently manage board meetings, rule meetings, and rule hearings.

Our customer support team is typically the first point of contact with our division. They address constituent concerns and aid in person, virtually, or over the phone, offering guidance on our licensing process, whether for initial applications or renewals. They also help troubleshoot log-in and technical issues and direct constituents to relevant rules and statutes. In fiscal year 2025, the customer support team handled approximately 37,373 calls and scheduled 11,954 appointments.

The Compliance/Inspection team handles the processing, investigation, and resolution of complaints against licensees, working closely with the individual boards and commissions to ensure complaints are managed fairly throughout the enforcement process. The team also conducts fair and thorough inspections to protect public health and safety while educating licensees to ensure that regulated industries operate in a safe and ethical manner.

The boards and commissions under each of the division’s bureaus include:

Health Licensing Bureau

- Advisory Board of Respiratory Care Practitioners
- Athletic Trainer Practice Board
- Board of Acupuncture and Oriental Medicine
- Board of Dental Health Care & Dental Hygienist Committee
- Board of Examiners for Occupational Therapy
- Board of Optometry
- Board of Pharmacy
- Board of Psychologist Examiners
- Board of Social Work Examiners
- Chiropractic Board
- Counseling and Therapy Practice Board
- Massage Therapy Board
- Nutrition and Dietetics Practice Board
- Physical Therapy Board
- Speech-Language Pathology, Audiology & Hearing Aid Dispensing Practices Board

Professional Licensing Bureau

- Athletic Commission
- Board of Barbers and Cosmetologists
- Board of Body Art Practitioners
- Board of Funeral Services
- Board of Landscape Architects
- Board of Nursing Home Administrators
- Home Inspectors Board
- Interior Design
- Private Investigations Advisory Board
- Public Accountancy Board
- Real Estate Appraisers Board
- Real Estate Commission
- Signed Language Interpreting Practices Board

Boards & Commissions Licenses

Total: **111,401**

Accountancy	2,884
Acupuncture & Oriental Medicine	661
Athletic Commission	1,168
Athletic Trainers	220
Barbers & Cosmetologists	18,881
Body Art Practitioners	1,356
Chiropractors	440
Counseling & Therapy	5,818
Dental	5,554
Funeral Services	532
Home Inspectors	174
Interior Design	58
Landscape Architects	194
Massage Therapy	2,489
Nursing Home Admins	141
Nutrition & Dietetics	802
Occupational Therapy	1,792
Optometry	270
Pharmacy	29,115
Physical Therapy	3,146
Private Investigations	9,291
Psychologist Examiners	968
Real Estate Appraisers	832
Real Estate Commission	14,222
Respiratory Care	1,742
Signed Language Interpreters	270
Social Work Examiners	5,764
Speech/Lang/Hearing	2,617



Program Goals and Objectives

Strengthen Public Protection

- Timely enforce compliance with applicable laws, rules, and ethical standards.
- Improve complaint resolution and disciplinary processes.
- Work with each board/commission/council to regularly review and update licensure requirements to reflect current best practices.

Enhance Operational Efficiency and Transparency

- Implement the creation of standard operating procedures for each position within the division to ensure that every staff member has the training they need to effectively perform their job duties.

Continue to Foster Innovation and Modernization

- Expand and enhance the NM-PLUS system to digitize all certification processes, continuing education applications, and related submissions for boards, commissions, and councils, eliminating reliance on paper-based workflows.

Strategic Actions

Continue to improve operational efficiency

- Streamline internal workflows and licensing processes to reduce turnaround times.
- Standardize procedures and communication templates across all boards.
- Integrate the remaining applications and documentation required for specialty or educational programs into NM-PLUS to fully transition from paper-based submissions to a digital process.

Ensure that all boards operate within statutory and regulatory requirements

- Conduct regular reviews of board rules and statutes and recommend updates to reflect best practices and evolving needs.
- Strengthen enforcement and investigation procedures to ensure timely and fair outcomes.

Improve Customer Service Excellence

- Improve response times to licensee and public inquiries.
- Implement call center software to better track customer appointments, issues, and resolution to identify areas for improvement.

Cultivate transparency and accountability with all boards, board members, board communities, associations and related stakeholders to build trust through open dialogue and collaboration

Recent Highlights and Major Accomplishments

- The constituent call center handles approximately 2,875 calls and schedules roughly 996 appointments per month. The call center allows the division to effectively track constituents' issues from start to resolution.



- Worked collaboratively with the governor’s office to fill membership vacancies in boards and commissions. Twelve boards and commissions have an entirely complete membership, while nine others are only lacking one member to be fully complete. Ensuring complete membership is critical to the regulatory work these boards and commissions perform.
- Collected approximately \$302,750 in fines and penalties across all boards directly related to compliance and inspection matters.
- To streamline inspections and improve communication between licensees and board inspectors, the Board of Barbers and Cosmetologists and the Board of Body Art

Practitioners created inspection notices to effectively communicate inspection guidelines, health and safety standards, and best practices. In addition to publishing the notices permanently on NMRLD’s website, they were also emailed to each of the board’s licensees.

- In FY25, the division organized six NMRLD Constituent Days in Santa Fe, Albuquerque, and Las Cruces where staff assisted individuals with various matters related to initial licensure and license renewals. Constituents needing help with renewals or initial licensure were able to leave with their license in hand on the same day. These successful events will continue into FY26.

PERFORMANCE MEASURES	FY25 ACTUAL	FY26 TARGET	FY27 RECOMMENDATION
Percent of initial applications and renewals processed within three days of receipt of completed application	83%	97%	95%
Percentage of Barbers & Cosmetologists establishments inspected for infection control and safety standards	79%	85%	75%
Percentage of Body Art establishments inspected for infection control and safety standards	61%	90%	90%
Percentage of Board of Pharmacy-licensed facilities inspected annually	47%	60%	50%

Health Licensing Bureau

Board of Acupuncture and Oriental Medicine

Number of
Active Licenses

661

PURPOSE: In the interest of public health, safety, and welfare, and to protect the public from the unprofessional, improper, incompetent, and unlawful practice of acupuncture and oriental medicine, it is necessary to provide laws and regulations to govern the practice. The primary responsibility and obligation of the Board of Acupuncture and Oriental Medicine is to protect the public. Section 61-14A-2, NMSA 1978

Professional Members

No. 1 - Mavrick Lobe
No. 2 - Vacant
No. 3 - Brandon Taylor
No. 4 - Nityamo Prem Lian

Public Members

No. 1 - Robbie R. Tafoya
No. 2 - Vacant
No. 3 - Vacant

Type of Licenses

- Doctor of Oriental Medicine
- Certified Auricular Detox Specialist
- Externship Supervisor
- Temporary License
- Limited Temporary License

Athletic Trainer Practice Board

Number of
Active Licenses

220

PURPOSE: In the interest of public health, safety, and welfare, and to protect the public from unprofessional, improper, incompetent, and unlawful practice of athletic training, it is necessary to provide laws and regulations to govern the granting of the privilege to practice as an athletic trainer. The primary responsibility and obligation of the athletic trainer practice board is to protect the public. Section 61-14D-2, NMSA 1978

Professional Members

No. 1 - Chad Jones
No. 2 - David Maldonado
No. 3 - Roberta Lucero

Public Members

No. 1 - Vacant
No. 2 - Sara Garcia

Type of License

- Athletic Trainer Practitioner

Chiropractic Board

Number of
Active Licenses

440

PURPOSE: The Chiropractic Board regulates the practice of licensed chiropractors in New Mexico. All practitioners of this profession must graduate from accredited chiropractic colleges and successfully complete all portions of the test delivered by the National Board of Chiropractic Examiners (NBCE). The board monitors and approves continuing education, and disciplines licensees who have violated the Chiropractic Physicians Practice Act or board rules. Section 61-4-3 NMSA 1978

Professional Members

- No. 1 - Dominique Taylor, DC, RN
- No. 2 - Bradley Fackrell, DC
- No. 3 - Darcy Pope Wyatt,
DC & APC
- No. 4 - Robert O. Perea, Jr.,
DC & APC

Public Members

- No. 1 - Telletha Valenski
- No. 2 - Kathy Fresquez-Chavez

Type of Licenses

- Chiropractic Physician
- Advanced Practice Chiropractic Certification

Counseling and Therapy Practice Board

Number of
Active Licenses

5,818

PURPOSE: In the interest of public health, safety, and welfare, and to protect the public from unprofessional, improper, incompetent, and unlawful counseling and therapy practice, it is necessary to provide laws and regulations to govern the practice of counseling and therapy. The primary responsibility and obligation of the Counseling and Therapy Practice Board is to protect the public. Section 61-9A-2, NMSA 1978

Professional Members

- No. 1 - Lesley L. McKinney
- No. 2 - Vacant
- No. 3 - David Noel Van der Goes
- No. 4 - Laura L. Lansrud-Lopez
- No. 5 - Kourtney T. Vaillancourt

Public Members

- No. 3 - Vacant
- No. 2 - Robert L. Chavez

Type of Licenses

- Alcohol Abuse Counselor
- Alcohol and Drug Counselor
- Art Therapist, LPCC Clinical Mental Health Counselor
- Drug Abuse Counselor
- Substance Abuse Associate
- Marriage and Family Therapist
- Registered Mental Health Counselor
- Registered Independent Counselor
- Professional Mental Health Counselor
- Licensed Mental Health Counselor
- Associate Marriage and Family Therapist
- Temporary License
- CEU Provider Certificate

Board of Dental Health Care

Number of
Active Licenses

5,554

PURPOSE: The Board of Dental Health Care in conjunction with the Dental Hygienist Committee oversees the practice of dentistry, dental hygiene, dental assisting, expanded function dental auxiliary, and community dental health coordinator in New Mexico. The board sets professional and educational standards to obtain and maintain licenses for dentist, dental hygiene, dental assistants, expanded function dental auxiliary, and community dental health coordinator practicing in New Mexico. Section 61-5A-8 NMSA 1978

Professional Members

- No. 1 - Jennifer L. Thompson, DDS
- No. 2 - Jeffery B. Wheaton, DDS
- No. 3 - Marc A. Pacheco, DDS
- No. 4 - Lauren K. Cunningham, DDS
- No. 5 - Sarah R. Usher, DDS

Professional RDH Member

- No. 1 - Ani Marie Humberson
- No. 2 - Valerie Althoff

Public Members

- No. 1 - Holly Ann Beaumont
- No. 2 - Kevin A. McMahon

Type of Licenses

- Dentist
- Dental Resident
- Sedations (Nitrous Oxide included)
- Anesthesia
- Community Dental Health Coordinator
- Dental Therapist
- Expanded Function Dental Auxiliary
- Dental Assistant
- Non-Dentist Owner

Dental Hygienist Committee

Professional Members

- No. 1 - Valoree Althoff
- No. 2 - Ani Marie Humberson
- No. 3 - Maya L. Mascarenaz
- No. 4 - Natalie McMillan
- No. 5 - Denise Leann Myrick

Type of Licenses

- Dental Hygienist
- Local Anesthesia
- Local Anesthesia under General Supervision
- Hygienist Collaborative

Professional Dentist Member

- No. 1 - Jeffrey B. Wheaton, DDS
- No. 2 - Jennifer L. Thompson, DDS

Public Members

- No. 1 - Holly Ann Beaumont
- No. 2 - Kevin A. McMahon



Massage Therapy Board

Number of
Active Licenses

2,489

PURPOSE: The Massage Therapy Board oversees the practice of individuals who use the title of Massage Therapist or otherwise represent themselves to be a massage therapist, and massage therapy schools. Massage therapy is a health care service that treats soft body tissue for therapeutic purposes, primarily for comfort and relief of pain. Massage therapy does not include the diagnosis or treatment of illness or disease. The board ensures professionals in this industry are qualified by setting educational and continued educational standards. Section 61-12C-7 NMSA 1978

Professional Members

No. 1 - Dawn E.R. Kirby, LMT
No. 2 - Susan M. Hedges Myers
No. 3 - Star Amber Risdale

Public Members

No. 1 - Michele Lynn Lemolo
No. 2 - Vacant

Type of Licenses

- Massage Therapist
- Provisional Massage Therapist
- Massage Therapy School

Nutrition and Dietetics Practice

Number of
Active Licenses

802

PURPOSE: The purpose of the Nutrition and Dietetics Practice Act is to safeguard life and health and to promote the public welfare by providing for the licensure and regulation of the persons engaged in the practice of nutrition and dietetics in the state and by providing the consumer a means of identifying those qualified to practice nutrition or dietetics. Section 61-7A-2(B), NMSA 1978

Professional Members

No. 1 - Rachel Leung
No. 1 - Mary Ann Martinez
No. 3 - Craig Klein

Type of Licenses

- Licensed Dietitian
- Licensed Nutritionist
- Licensed Nutritionist Associates
- Nutrition Associate

Public Members

No. 1 - Rita Montaña
No. 1 - Yuri D. Findlay

Board of Examiners for Occupational Therapy

Number of
Active Licenses

1,792

PURPOSE: It is the purpose of the Occupational Therapy Act to provide for the regulation of persons offering occupational therapy services to the public in order to safeguard the public health, safety, and welfare; protect the public from being misled by incompetent and unauthorized persons; assure the highest degree of professional conduct on the part of occupational therapists and occupational therapy assistants; and assure the availability of occupational therapy services of high quality to persons in need of such services. Section 61-17-B-2, NMSA 1978

Professional Members

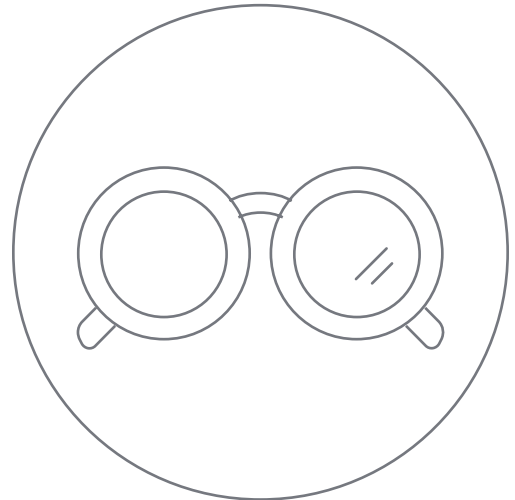
- No. 1 - Sharon Peterson
- No. 2 - Margaret Porte
- No. 3 - Kelly Lorraine Gurule

Type of Licenses

- Occupational Therapist
- Occupational Therapist Assistant

Public Members

- No. 1 - Carmel Martinez
- No. 2 - Maria Flores



Board of Optometry

Number of
Active Licenses

270

PURPOSE: The primary purpose and obligation of the Board of Optometry is to protect the health, safety, and welfare of the public by providing laws and regulations to govern the practice of optometry, and to safeguard against any unprofessional, improper, incompetent, and unlawful practice of the profession, the most significant of which could result in blindness or loss of life. Section 61-2-5 NMSA 1978

Professional Members

- No. 1 - Dwight Thibodeaux, O.D.
- No. 2 - Lynn Annette Davis, O.D.
- No. 3 - Thomas J. Kunz, O.D.
- No. 4 - [James] Daniel Mayes, O.D.

Public Members

- No. 1 - Diane P. Vaughn
- No. 2 - Vacant

Type of Licenses

- Optometrist

Board of Pharmacy

Total License
Count

29,115

PURPOSE: The purpose of the Pharmacy Act is to promote, preserve, and protect the public health, safety, and welfare by and through the effective control and regulation of the practice of pharmacy, including the licensure of pharmacists and pharmacist interns and registration of pharmacy technicians; the licensure, control, and regulation of all sites or persons, in or out of state, who distribute, manufacture, or sell drugs or devices used in the dispensing and administration of drugs in New Mexico; and the regulation and control of such other materials as may be used in the diagnosis, treatment, and prevention of injury, illness, or disease of a patient or other person. Section 61-11-1 NMSA 1978

Professional Members

- No. 1 - Jennifer L. Kelly
- No. 2 - Teri Rolan
- No. 3 - Angela Gonzales Jaber
- No. 4 - Jeffrey Stewart
- No. 5 - Johnny Volpato, Jr.
- No. 6 - William S. Lord, Jr.

Public Members

- No. 1 - Timothy J. Watland-Baker
- No. 2 - Mandelyn Cordova
- No. 3 - Cathy L. Drake

Type of Licenses

- Animal Control Clinic
- Class A,B,C, and E Clinic
- School Based Emergency Medicine Class D Clinic
- Custodial Care Facility (boarding home or nursing home)
- Emergency Medical Service
- Home Care Service
- Contact Lens Distributor
- Drug Warehouse
- In-State Hospital Pharmacy
- In-State Limited Veterinary Drug Retail or Wholesale
- In-State Retail Pharmacy
- In-State Sterile Pharmacy
- In-State Telepharmacy
- Limited Drug Researcher
- Nonresident Pharmacy
- Nonresident Pharmacy-Sterile
- Outsourcing Facility
- Manufacturer
- Repackager
- Third-Party Logistics Provider
- Virtual Manufacture
- Virtual Wholesale Distributor
- Wholesale Drug
- Distributor
- Pharmacist
- Pharmacist Clinician
- Pharmacist Intern
- Pharmacy Technician
- Controlled Substance Registrant, (practitioner)
- Controlled Substance Registrant (facility)



Physical Therapy Board

Number of
Active Licenses

3,146

PURPOSE: The purpose of the Physical Therapy Act is to protect the public health, safety, and welfare and provide for control, supervision, licensure, and regulation of the practice of physical therapy. To carry out those purposes, only individuals who meet and maintain minimum standards of competence and conduct may engage in the practice of physical therapy. The practice of physical therapy is declared to affect the public interest and that act shall be liberally construed so as to accomplish the purpose stated in that act. Section 61-12D-2, NMSA 1978

Professional Members

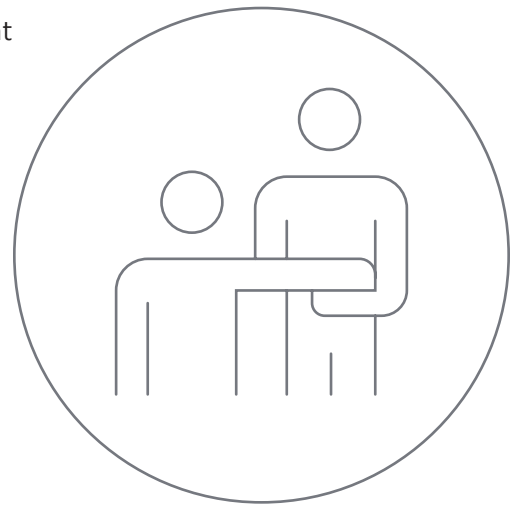
- No. 1 - Mayra Denisse Santiago
- No. 2 - Russell W. Lees
- No. 3 - Bettina Brown

Type of Licenses

- Physical Therapist
- Physical Therapist Assistant

Public Members

- No. 1 - Christina Chavarria
- No. 2 - Vacant



Board of Psychologist Examiners

Number of
Active Licenses

968

PURPOSE: The function of the Board of Psychologists Examiners is to regulate the practice of psychology in a manner that assures public safety by ensuring appropriate licensure requirements for psychologists, psychologist associates, and prescribing psychologists; establishing and enforcing the laws, regulations, and the code of professional conduct governing the practice of psychology; requiring that any person practice or offering psychological services is licensed and providing effective means for resolving consumer complaints. Section 61-9-6 NMSA 1978

Professional Members

- No. 1 - Leslie Dozzo, Ph.D.
- No. 2 - Merranda R. Marin, Ph.D.
- No. 3 - Nicole C. Ebberhart
Duranceaux, Ph.D.
- No. 4 - David J. Ley, Jr., Ph.D.
- No. 5 - Robert C. Rinald, Ph.D.

Public Members

- No. 1 - Mizel A. Garcia
- No. 2 - Mario Pacheco
- No. 3 - Ann Marie Luna

Type of Licenses

- Psychologist
- Temporary Psychologist
- RXP Initial Conditional Prescription
- RXP Prescription Cert.
- Psychologist Associate

Advisory Board of Respiratory Care Practitioners

Number of
Active Licenses

1,742

PURPOSE: In the interest of public health, safety, and welfare, and to protect the public from unprofessional, improper, incompetent, and unlawful care, it is necessary to provide laws and rules to govern the practice of respiratory care. The primary purpose of the Respiratory Care Act is to safeguard life and health, and to promote public welfare by licensing and regulating the practice of respiratory care in the state. Section 61-12B-2, NMSA 1978

Professional Members

No. 1 - Lee K. Brown
No. 2 - Gina Buldra
No. 3 - Elaine Allen

Public Members

No. 2 - Sandra Peace
No. 3 - Berrin Basak-Vener

Type of Licenses

- Respiratory Care Practitioner License
- Student Extern
- Graduate Temporary Permit

Board of Social Work Examiners

Number of
Active Licenses

5,764

PURPOSE: The Board of Social Work Examiners regulates the practice of social work through the licensure of three different levels to practice. The board assures continued professional competence by requiring all licensed social workers to obtain 15 hours of continuing education annually. The board also investigates complaints from the public about unprofessional or unethical conduct and takes disciplinary action when required. Section 61-31-7 NMSA 1978

Professional Members

No. 1 - Deanna De Vore, LMSW
No. 2 - Antoinette (Toni) M.
Sanchez-Romero
No. 3 - John Michael Tourangeau
No. 4 - Susan J. McFeeters, Ph.D.
LCSW-C

Type of Licenses

- Provisional Licensed Baccalaureate Social Worker
- Provisional Licensed Master Social Worker
- Provisional Licensed Clinical Social Worker
- Provisional Independent Social Worker
- Licensed Baccalaureate Social Worker
- Licensed Master Social Worker
- Licensed Clinical Social Worker
- Licensed Independent Social Worker

Public Members

No. 1 - Belen Vigil, FNP
No. 2 - Vanessa al Rashida, MD
No. 3 - Vacant

Speech-Language Pathology, Audiology, and Hearing Aid Dispensing Practices

Number of
Active Licenses

2,617

PURPOSE: The purpose of the Speech-Language Pathology, Audiology, and Hearing Aid Dispensing Practices Board is to adopt and establish policy necessary to carry out the Speech-Language Pathology, Audiology, and Hearing Aid Dispensing Practices Act; adopt rules for continuing education; adopt a code of ethics that includes rules requiring audiologists and hearing aid dispensers, at the time of the initial examination for possible sale and fitting of a hearing aid if a hearing loss is determined, to inform each prospective purchaser about hearing aid options that can provide a direct connection between the hearing aid and assistive listening systems. Section 61-14B-9 NMSA 1978

Professional Members

Audiologists:

Dr. James M. Decker
Allison Money Penny Paige

Licensed Speech Language

Pathologists:

Linde Ann Schuster
Michael Kaplan
Alicia Ellen Roberts

Licensed Hearing Aid Dispensers:

Richard W. Earnest
Heather Lovato

Licensed Otolaryngologists:

Vacant

Public Members

Mary M. Clark
Damian T. Romero
Norman N. Dawson, Sr.

Type of Licenses

- Speech-Language Pathologist
- Audiologist
- Hearing and Dispenser
- HAD Trainee
- Clinical Fellow
- ASL (apprentice)
- Bilingual Multicultural Endorsement



Professional Licensing Bureau

Public Accountancy Board

Number of
Active Licenses

2,884

PURPOSE: The purpose of the 1999 Public Accountancy Act is to protect the public interest by regulating the practice of public accountancy. Section 61-28B-1 NMSA 1978

Professional Members

- No. 1 - Sanjay Bhakta
- No. 2 - Suzanne Bruckner
- No. 3 - Alise Mignardot
- No. 4 - Daniel Trujillo

Public Members

- No. 1 - Margaret Campos
- No. 2 - Bruce Bradford
- No. 3 - Barbara Salas

Type of Licenses

- Certified Public Accountants and Firm Permits

Athletic Commission

Total Licenses
Issued

1,168

PURPOSE: The Athletic Commission licenses and regulates the amateur and professional athletes who participate in competitive combative sports in New Mexico. The commission has been given the authority to enforce the rules and statutes as published in the New Mexico Athletic Commission Chapter 6, Boxing, Wrestling, and Martial Arts. Section 60-2A-3 NMSA 1978

Professional Members

- No. 1 - Monica Lovato
- No. 2 - Vacant
- No. 3 - Stephanie Jaramillo

Public Members

- No. 1 - Mauricio Cordova
- No. 2 - Ed Manzanares

Type of Licenses

- Amateur Mixed Martial Arts
- Announcer
- Boxing Referee
- Foreign Co-Promoter
- Judge Trainee
- Manager
- Matchmaker
- Mixed Martial Arts Federal ID
- Mixed Martial Arts Judge
- Mixed Martial Arts Referee
- Professional Boxing
- Professional Boxing Judge
- Professional Mixed Martial Arts
- Professional Wrestler
- Promoter
- Second
- Timekeeper
- Trainer

Board of Barbers and Cosmetologists

Number of
Active Licenses

18,881

PURPOSE: The Board of Barbers and Cosmetologists sets standards for licensure and renewals to ensure licensed professionals and establishments meet the required standards of education, competency, and practice so customers receive quality services. Section 61-17A-6, NMSA 1978

Professional Members

- No. 1 - *Cosmetologist:*
Andrew Madvin
- No. 2 - *Cosmetologist:*
Tammy Ojeda
- No. 3 - *Barber:*
Vacant
- No. 4 - *School Representative:*
Mary Ann Luevano
- No. 5 - *Hairstylist:*
Vacant

Public Members

- No. 1 - Vacant
- No. 2 - Vacant

Type of Licenses

- Barber, Barber Instructor
- Cosmetologist
- Cosmetologist Instructor
- Barber/Cosmetologist
- Barber/Cosmetologist Instructor
- Manicurist/Pedicurist
- Esthetician
- Manicurist/Esthetician
- Electrologist
- Hairstylist

- Establishment
- School Establishment
- Student Permit
- Barber Apprentice
- Provisional Instructor
- Special Event Permit



Board of Body Art Practitioners

Number of
Active Licenses

1,356

PURPOSE: The purpose of the Body Art Safe Practices Act is to provide a safe and healthy environment for the administration of body art. Section 61-17-B-2, NMSA 1978

Professional Members

- No. 1 - *Artist:*
James Flores
- No. 2 - *Operator:*
Dao Pham

Public Members

- No. 1 - Vacant
- No. 2 - Allen Dominguez
- No. 3 - Vacant

Type of Licenses

- Apprentice
- Apprentice Sponsor
- Tattoo Artist

- Body Piercing-Scarification
- Practitioner Permanent Cosmetic
- Practitioner
- Body Art Establishment
- Guest Artist
- Body Art Special Event
- Mobile Establishment

Board of Funeral Services

Number of
Active Licenses

532

PURPOSE: In the interest of public health, safety, and welfare, and to protect the public from the unprofessional, improper, incompetent, and unlawful practice of the care and disposition of the dead human body, it is necessary to provide laws and regulations to govern the handling and care of the dead and the sensitivities of those who survive, whether they wish or do not wish rites or ceremonies. The primary responsibility and obligation of the Board of Funeral Services is to protect the public. Section 61-32-2, NMSA 1978

Professional Members

No. 1 - Roderick A. Berardinelli
No. 2 - Joshua Jon McManigal
No. 3 - Thomas Antram
No. 4 - Robert Kent House
(Disposer)

Public Members

No. 1 - Ann Swanson
No. 2 - Jane Braithwaite

Type of Licenses

- Funeral Service Intern
(General or Direct)
- Licensed Funeral Arranger

- Licensed Funeral Embalmer
- Funeral Service Practitioner
- Direct Disposer
- Funeral Establishment
- Commercial Establishment
- Direct Disposer Establishment
- Crematory

Home Inspectors Board

Number of
Active Licenses

174

PURPOSE: The Home Inspectors Board sets the standards for licensure and renewals to ensure licensed professionals follow the Home Inspector Licensing Act. Section 61-24D-3 NMSA 1978

Professional Members

No. 1 - Alan Moya
No. 2 - Korea C. Buffardi
No. 3 - Vacant
No. 4 - C. Earl Green
(Real Estate Broker)

Public Members

No. 1 - W.A. Major, Jr.

Type of Licenses

- Home Inspector



Interior Design Board

Number of
Active Licenses

58

PURPOSE: The function of the Board of Interior Design is to license interior designers working in New Mexico. The Interior Design Act provides that no person may use or be identified by the title Licensed Interior Designer unless they are licensed with the State of New Mexico. Section 61-24C-4 NMSA 1978

Professional Members

No. 1 - Margaret Favour
No. 2 - Anna K. Lewis
No. 3 - Ronnie F. Dicappo

Public Members

No. 1 - Helen Pacheco
No. 22 - Helen Wakefield

Type of Licenses

- Interior Designer

Board of Landscape Architects

Number of
Active Licenses

194

PURPOSE: The purpose of the Landscape Architects Act is to ensure public safety and to promote quality performance by registration of landscape architects. Section 61-24-B-2, NMSA 1978

Professional Members

No. 1 - Courtney McKelvey
No. 2 - Will Moses
No. 3 - Robert Donald Loftis

Public Members

No. 1 - Misa Krissy Bloom
No. 2 - Andrew P. Lisignoli

Type of Licenses

- Landscape Architect, Landscape Architect in Training

Board of Nursing Home Administrators

Number of
Active Licenses

141

PURPOSE: The Nursing Home Administrator Board is created to protect the health, safety, and welfare of the public by providing laws and regulations to govern the practice of nursing home administration and protect the citizens of New Mexico from unprofessional, unscrupulous, or incompetent nursing home facility administrators. Section 61-13-5, NMSA 1978

Professional Members

No. 1 - Paul J. Reid
No. 2 - Jennifer Roach
No. 3 - Jolene Greene
No. 4 - Thomas W. Wulf, MD

Public Members

No. 1 - Laura Miller
No. 2 - Vacant
No. 3 - Vacant

Type of Licenses

- Nursing Home Administrator

Private Investigations Advisory Board

Number of
Active Licenses

9,291

PURPOSE: The Regulation and Licensing Department administers the provisions of the Private Investigations Act and, with advice from the Private Investigations Advisory Board, adopts and enforces the rules necessary to carry out the provisions of the Private Investigations Act, including establishing professional and ethical standards.
Section 61-27B-6 NMSA 1978

Professional Members

No. 1 - *Private Investigator/
Private Patrol:*
John Hughes

No. 2 - *Professional Polygraph
Examiner:*
Peter Pierangeli

No. 3 - *Professional Private
Investigator:*
Hilary Rodela

No. 4- *Private Investigator
Member:*
Michael Mackewich

Public Members

No. 1 - Nicholas Karns

No. 2 - Vacant

Type of Licenses

- Security Guard Level 1
- Security Guard Level 2
- Security Guard Level 3
- Polygraph Examiner
- Private Investigator
- Private Investigator Company
- Private Investigations Employee

- Registration
- Private Investigations Manager
- Private Patrol Company
- Private Patrol Operator
- Private Patrol Operations
Manager

Real Estate Appraisers Board

Number of
Active Licenses

832

PURPOSE: The purpose of the Real Estate Appraisers Act is to provide a comprehensive body of law for the effective regulation and active supervision of the business of developing and communicating real estate appraisals in response to the federal Financial Institutions Examination Council Act of 1978, 12 U.S.C. 3301, et seq., as amended by Title XI, Real Estate Appraisal Reform Amendments, 12 U.S.C. 3331 through 3351. Section 61-30-2(A), NMSA 1978

Professional Members

*Residential Certified Appraiser,
Congressional District 1:*
Larry Kirkman

*General Certified Appraiser,
Congressional District 2:*
Ricardo Armijo

*Residential Certified Appraiser,
Congressional District 2:*
Charles Trego

*Licensed Residential Appraiser,
Congressional District 3:*
Jeanette Spriggs

Professional Lender Member:
Mark John Vanderlinden

Public Members

No. 1 - Vacant

No. 2 - James D. Libbin

Type of Licenses

- Temporary Practice Permit
- Trainee Appraiser
- General Certified Appraiser
- Licensed Residential Appraiser
- Residential Certified Appraiser
- Appraisal Management Company

Real Estate Commission

Number of
Active Licenses

14,222

PURPOSE: The mission of the Real Estate Commission is to protect the public and enhance the professional competence of real estate brokers. The Real Estate Commission was created by state law in 1959 and charged with enforcing the Real Estate License Law and the Real Estate Commission rules. Section 61-29-4 NMSA 1978

Professional Members

- No. 1 - *Qualifying Broker:*
Alina C. Catanach
- No. 2 - *Qualifying Broker:*
C. Earl Greer
- No. 3 - *Qualifying Broker:*
Vacant
- No. 4 - *Associate Broker:*
Kelly Fajardo

Public Members

- No. 1 - Vacant

Type of Licenses

- Associate Broker
- Qualifying Broker
- Trade Name (business permit - physical license not issued)
- Education Sponsors (like Trade Name)

- Education Instructor
- Education Course (not a license type but tracked and should be associated with the instructor and sponsor)



Signed Language Interpreting Practices Board

Number of
Active Licenses

270

PURPOSE: The purpose of the New Mexico Signed Language Interpreting Practices Board is to adopt minimum standards and qualifications pertaining to the licensure of interpreters for the deaf and to ensure that members of the interpreting profession perform with a high degree of competency. Section 61-34-7 NMSA 1978

Professional Members

- No. 1 - *Community Interpreter:*
Dana Rhae Murrah
- No. 2 - *Community Interpreter:*
Joslene D. Gomez
- No. 1 - *Licensed Educational Interpreter:*
Vacant
- No. 2 - *Licensed Educational Interpreter:*
Michelle Gray

Consumer Members

- No. 1 - Trevor Brennan
- No. 2 - Vacant

Public Members

- No. 1 - Frankie McQuerry

Type of Licenses

- Community Signed Language Interpreter
- Educational Signed Language Interpreter
- Provisional Signed Language Interpreter

Cannabis Control Division



FTE: 30

BUDGET: \$7,650,000

The Cannabis Control Division (CCD) strives to ensure consumer protection, promote responsible storage, and encourage safe consumption through the licensing and regulation of cannabis producers, producer microbusinesses, manufacturers, retailers, couriers, cannabis consumption areas, testing laboratories, and research laboratories operating in the medical- and adult-use markets.

The division's objective is to provide quality customer service, serve as a resource for local governments and the public, thoroughly investigate allegations of misconduct, and act swiftly on incidences found to be out of compliance with state laws and division rules.

Description of Services

The Cannabis Control Division regulates and licenses cannabis producers, manufacturers, retailers, couriers, and testing and research laboratories operating in the medical- and adult-use markets to ensure public health and safety. To achieve this, the division establishes policies and rules pertaining to licensing, promoting social equity, compliance, and enforcement.

Policy

The division works to establish rules for the cannabis industry based on best practices through a process that invites input from the public and industry stakeholders in order to make informed decisions. The Cannabis Regulatory Advisory Committee assists in this process by examining issues and making recommendations to the division. The division imposes emergency rules when appropriate and follows the state process for rule making by publishing and conducting public hearings on proposed laws.

Licensing

The Cannabis Control Division issues 10 different license types to business owners across New Mexico. The division works in concert with the Department of Public Safety, Office of the State Engineer, Environment Department, other state agencies, tribes, and Pueblos to assist applicants in getting licensed.

Social Equity

New Mexico continues to offer the lowest barrier of entry of any state that regulates an adult-use cannabis market. New Mexico either leads or is among the leaders in minority and women ownership within the cannabis industry nationally. This statistic, along with the state's affordable microbusiness license type, gives prospective business owners an opportunity to enter into the industry without

having to invest largely in the cost of a license, and scale or upgrade to a larger licensing model if they want to expand their footprint in New Mexico.

Compliance

The Cannabis Control Division works to ensure compliance with the Cannabis Regulation Act and CCD rules by monitoring cannabis transactions, conducting site inspections, working with local governments, and responding to consumer complaints. Division compliance officers are trained on requirements for cannabis establishments, advertising and marketing, recording sales, fire safety, security, occupational health and safety standards, and laws pertaining to display, packaging, and labeling. When a violation is discovered, CCD staff works with the licensee to get them into compliance with legal requirements, unless the alleged violation is illegal activity or a threat to public health and safety.

Enforcement

The Cannabis Control Division investigates reports of violations of the Cannabis Regulation Act. If a violation is discovered, CCD staff will either work with the violating party to correct the issue, notify local law enforcement, or work together with law enforcement officials to prepare for possible prosecution.

Cannabis Regulatory Advisory Committee (C-RAC) Members

- **Debbi Moore (Chair)**
Doña Ana County: Expertise in Small Business Development
- **Esther Lopez (Vice-Chair)**
Bernalillo County: Labor Organization
- **Nathaniel Paolinelli**
Bernalillo County: Qualified Patient
- **Phillip Sanchez**
Santa Fe County: State or Local Agency with Relevant Expertise as the Director and the Superintendent Deem Appropriate
- **Dr. Steven Jenison**
Rio Arriba County: Expertise in Public Health
- **Lou Ann Branch**
Bernalillo County: Expertise Regulating Commercial Activity for Adult-Use Intoxicating Substances
- **Ginger Baker**
Bernalillo County: Expertise and Experience in Cannabis Laboratory Science
- **Nina Wells**
Santa Fe County: Experience in Environmental Science
- **Debbi Moore**
Doña Ana County: Expertise in Small Business Development-Chair
- **David McDermid**
Roosevelt County: Expertise in Small Business Development
- **Harold Trujillo**
Mora County: Expertise in Water Resources
- **Bart Faris**
Bernalillo County: Expertise in Water Resources
- **Chris Duvall**
Bernalillo County: Expertise in Other Relevant Areas as the Director and the Superintendent Deem Appropriate
- **Rachael McLaughlin**
Bernalillo County: Previous Experience as a Cannabis Retailer, Cannabis Producer, or Cannabis Manufacturer, and Who is a Non-Voting Member
- **Bennett Baur**
Santa Fe County: Chief Public Defender
- **Mary Carmack-Altwies**
Santa Fe County: First Judicial District Attorney
- **Christopher Williams**
City of Portales, Roosevelt County: Municipal Police Chief
- **Kim Stewart**
Doña Ana County: County Sheriff
- **Vacant:**
Cannabis Policy Advocacy Organization
- **Vacant:**
A person of a Native American Nation, Tribe, or Pueblo with Relevant Experience as the Director and the Superintendent Deem Appropriate

Program Goals and Objectives

The Cannabis Control Division strives to ensure the public's health and safety are protected as New Mexico continues to mature its adult-use cannabis program. It is the objective of the division to provide quality customer service to licensees, serve as a resource for local governments and the public, thoroughly investigate allegations of misconduct, and swiftly act on incidences found to be out of compliance with state laws and division rules.

To meet these objectives, it is the goal of the division to streamline the application process to make it easily understood and user friendly. This includes:

- Providing timely and professional responses to questions and concerns.
- Maintaining an informative and educational website that serves the public, applicants, and licensees, while also functioning as a central hub for licensing and compliance.
- Maintaining a modern, innovative, and continually evolving online licensing platform, NM-PLUS, that is accessible and easy to navigate for both applicants and licensees as a comprehensive, all-in-one solution.
- Educating current licensees to ensure ongoing compliance with state laws and CCD rules through pre-inspection, initial- and follow-up inspections.
- Educating applicants, licensees, and the public about cannabis and the laws governing its legal use in New Mexico by launching public awareness campaigns such as the Cannabis Yes and Knows. These initiatives emphasize the importance of understanding the rules and best practices for safe cannabis use, including how to

purchase cannabis legally, where it can be consumed, appropriate consumption amounts, safe storage, and which activities remain restricted under the law.

- Serving as a resource for local governments on licensing cannabis establishments and adopting ordinances to ensure proper application of cannabis laws, while fostering open communication, collaboration, and bridging gaps between state and local efforts.

Additionally, to meet these goals we have updated our compliance inspection checklist and integrated them into our new online licensing system, NM-PLUS. This includes:

- Creating a fully digital online inspection checklist that will be uploaded and linked to NM-PLUS.
- Refining and optimizing our inspection scheduling process through geospatial mapping and lessons learned from previous years.
- Inspecting every licensed facility at least twice annually, in addition to pre-licensing and follow-up inspections.
- Digitizing and leveraging NM-PLUS to enable licensees to easily navigate their compliance status, including violations identified through inspections or investigations, disciplinary actions, and payment of fines, all in one centralized location.
- Using NM-PLUS to increase transparency around violations and to collect data on industry trends related to compliance issues.

Strategic Actions

- Continuously improve and upgrade internal processes for licensing and compliance inspections of cannabis establishments to enhance efficiency, accuracy, and regulatory adherence.
- Promptly and thoroughly investigate potential incidents of noncompliance identified through facility inspections or reported allegations. To support this effort, we have added additional compliance officers and will expand inspection hubs throughout the state to ensure more efficient and timely inspections.
- Incorporate input from the Cannabis Regulatory Advisory Committee, industry stakeholders, and the public to inform amendments to laws and the adoption of rules governing the cannabis industry.
- Continue to promulgate rules that ensure the adult-use cannabis market is regulated with the same rigor and standards as other industries overseen by NMRLD.
- Provide investigative training for licensing specialists to conduct more thorough reviews of potential licensees, ensuring applicants are properly vetted and meet all qualifications. This training will focus on identifying anomalies, red flags, and other irregularities that may indicate potential issues such as falsified information or questionable financial records, and will equip staff with skills in background checks, document analysis, and regulatory compliance. The goal is to support the licensing of qualified applicants who intend to operate in good faith and in full compliance with the law.

Principal Licenses

Total: **1,108**

Vertically Integrated	131
Micro Integrated	208
Producer	166
Micro Producer	118
Manufacturer	223
Retail	212
Courier	15
Consumption Lounge	29
Testing Laboratory	6
Research Laboratory	0

- Continue to provide compliance officers with CLEAR (Council on Licensure, Enforcement, and Regulation) training and certification in both basic and advanced investigative programs, as well as other relevant training opportunities that cover key areas such as administrative law, investigative processes, evidence handling, interviewing techniques, report writing, inspections, investigator safety, and testifying. This type of training enhances the officer’s investigative skills and ensures thorough, effective inspections. It equips officers with the knowledge and tools to produce accurate findings, clearly document cases, and support enforcement actions, strengthening their ability to uphold industry standards and protect public safety.
- Implement a streamlined process for the timely collection of fines from cannabis licensees across all regulated establishments. This will be integrated into the existing online licensing system, enabling licensees to easily view and pay fines while ensuring transparent communication about penalties and appeals. By establishing clear payment deadlines and consequences for nonpayment, and training staff to manage fine collection consistently, we aim to deter violations, promote fairness, and uphold the integrity of the cannabis market, enhancing public trust and supporting effective regulation.
- Regularly update and enhance NM-PLUS to improve functionality, user experience, and regulatory efficiency.

Approved Licensed Premises

Total: **1,591**

Vertically Integrated	421
Micro Integrated	242
Producer	172
Micro Producer	118
Manufacturer	280
Retailer	307
Consumption Lounge	29
Courier	15
Testing Laboratory	7
Research Laboratory	0

- Establish the necessary procedures to effectively implement the expanded enforcement authority granted to NMRLD by the Legislature in criminal matters, including the power to embargo, seize, and destroy illicit, adulterated, or dangerous cannabis within the adult-use market.
- Expedite the processing of Notices of Contemplated Action to improve efficiency and timeliness.
- Review and evaluate licensed cannabis laboratories and applicants to identify and eliminate potential sources of pollutants, adulterants, or hazards affecting public health and safety. Additionally, assess standard operating procedures and testing methodologies, including mycotoxins, terpenes, residual solvents, potency, heavy metals, pesticides, and microbiological testing, and produce reports with recommendations for administrative actions as needed.

Recent Highlights and Accomplishments

- The Cannabis Control Division successfully launched NM-PLUS, a comprehensive, one-stop digital platform designed to streamline and modernize all aspects of cannabis regulation in New Mexico. NM-PLUS



integrates key functions such as licensing information, compliance tools, inspection scheduling, Notices of Contemplated Action (NCAs), fine collection, and real-time communication with licensees. The platform also includes a robust portal for licensees, providing them with access to past inspection reports, official correspondence from the CCD, and ease of access for new license applications, amendments, and renewals with no need to visit the CCD in person. NM-PLUS enhances transparency, improves operational efficiency, and empowers licensees by centralizing critical information and services in a user-friendly digital environment.

- Following the successful revocation of four licenses for illicit cannabis operations, the Cannabis Control Division partnered with the Department of Public Safety and other law enforcement agencies to ensure that illegal activity at those locations ceased entirely. This coordinated effort not only resulted in the physical shutdown of unlicensed operations, but also led to the presentation of criminal charges. These actions demonstrate the CCD's ongoing commitment to upholding the integrity of New Mexico's regulated cannabis market and protecting public safety through targeted enforcement and strategic interagency collaboration.
- During the 2025 legislative session, NMRLD and the CCD worked with legislators to pass House Bill 10. This landmark legislation establishes a dedicated enforcement bureau within the Regulation and Licensing Department. The newly created bureau will include a bureau chief and certified peace officers empowered to carry out arrests, serve warrants, seize illicit cannabis products, and initiate criminal proceedings against violators. This new legislation also authorizes the CCD to embargo or recall noncompliant products.

- In FY25, the Cannabis Control Division inspected each licensed cannabis testing laboratory in New Mexico to ensure compliance with regulatory standards and reinforce the integrity of product testing in New Mexico. Additionally, the CCD refined its laboratory application, renewal, and inspection processes to promote consistency and transparency.

- The Cannabis Control Division conducted 3,120 inspections in FY25 compared to 2,544 inspections in FY24. These inspections covered all license types, including retail, production, manufacturing, testing labs, consumption, and courier operations.

PERFORMANCE MEASURES	FY25 ACTUAL	FY26 TARGET	FY27 RECOMMENDATION
Number of days to process a manufacturer license	3	15	30
Number of days to process a producer license on receipt of a completed application	3	15	30
Number of days to process a retailer license on receipt of a completed application	3	15	30
Percent of operational manufacturer licenses inspected per quarter	40.3%	10%	25%
Percent of operational producer licenses inspected per quarter	37.5%	18%	25%
Percent of operational retailer locations inspected per quarter	31.1%	24%	25%
Total number of fines and revocations by each license type	Fines: \$1,748,500.00 Revocations: 31	50	30

Construction Industries Division



FTE: 120

BUDGET: \$13,349,300

NMRLD's Construction Industries Division (CID) enforces building codes throughout the state to ensure that all structures are safe for public utilization and personal habitation. CID is comprised of five trade bureaus: the Electrical Bureau, the Elevator Bureau, the General Construction Bureau, the LP Gas Bureau, and the Mechanical Plumbing Bureau. The division licenses roughly 17,433 contracting businesses and 44,495 certificate holders in 78 different licensing classifications.

CID works with the Construction Industries Commission to update building codes, set continuing education standards for licensees and inspectors, and address complaints filed against licensees for alleged code violations. CID also operates New Mexico's statewide Recycled Metals Program and the Carnival Ride Insurance Program. The Recycled Metals Program was legislatively instituted to ensure compliance within the areas of restricted and regulated metals and can be credited with reducing metal thefts, including catalytic converters, across New Mexico. The Carnival Ride Insurance Program registers all carnival rides to ensure the rides and their operators are operating in accordance with the National Association of Amusement Ride Safety Officials standards and maintaining proper insurance to protect patrons in the event of an accident. This program encompasses many types of carnival rides including mechanical rides, aquatic devices, bungee jumping rides, and all inflatable or bounce house operations.

Description of Services

CID licenses contractors and certifies qualifying parties of contractors, journeymen, and inspectors throughout the state, as well as conducts plan reviews, issues permits, and provides inspection services for contractors, homeowners, and for all public building projects, including public schools.

With an emphasis on fulfilling its mandate and mission, CID's customers include the general public, with CID interacting with trade organizations, municipalities, local code officials, contractors, subcontractors, architects, design professionals, Liquefied Petroleum (LP) Gas distributors, and homeowners building or remodeling their

own homes. The LP Gas Bureau provides inspection services for construction as well as New Mexico's film and concert industries, seasonal chile roasters, transportation vehicles ranging from large transports to bobtails, bulk storage facilities, special events such as the Albuquerque International Balloon Fiesta and the New Mexico State Fair, as well as anywhere an LP gas cylinder is exchanged or filled throughout the entire state.

The Recycled Metals Program enforces the Sale of Recycled Metals Act to combat metal theft. CID and its trade bureaus travel all 120,000 square miles of the state.

33,377 Permits Issued

88,016 Inspections

Construction Industries Commissioners

Billy Romero (Chair),
representing Liquefied Petroleum Gas Industry

Philip Ramirez (Vice Chair),
representing Practicing General Contractors

James Borrego (Commissioner),
representing the Residential Construction Industry

Isaiah Zemke (Commissioner),
representing Organized Labor

Pamela Freund (Commissioner),
representing Practicing Architects

Tim Nisly (Commissioner),
representing the Public

John Stroud (Commissioner),
representing Subcontracting Industries

Dale Armstrong (Commissioner),
representing Licensed Mechanical Contractors

John McKinstry (Commissioner),
representing Practicing Electrical Contractors

Type of Licenses

- Contractor
- LPG Company Licenses

Type of Certificates

- Qualifying Party
- Electrical Journeyman
- Mechanical-Plumbing Journeyman
- Wholesale sale or delivery of LP gas
- Retail sale of LP gas
- Installation, service, and repair
- Station for dispensing LP gas
- LP gas carburetion sales, service, and installation, including repair
- CNG carburetion sale, service, and installation
- Inspectors

Program Goals and Objectives

Our goal is to maintain the highest degree of professionalism with not only the contractors but also with the public we serve on a daily basis.

- **Continue with Streamlined Permitting**

Process: Develop and implement streamlined permitting and plan-review processes that reduce delays and provide clear guidelines for construction projects. This objective aims to improve the overall experience for contractors and developers, encouraging economic growth and investment in New Mexico.

- **Inspection Process:** Conduct all inspections within a timely manner. Inspectors are trained to identify issues quickly while maintaining a high standard of quality and safety, ensuring projects progress without unnecessary delays. Inspections are scheduled at convenient times for contractors and stakeholders, ensuring minimal disruption to ongoing work. Contractors can expect clear communication regarding inspection schedules and results, enabling them to make informed decisions and adjustments as needed.

- **Collaboration and Communication:** CID has established stronger collaboration and communication channels between the General Construction Bureau, Plumbing and Mechanical Bureau, Electrical Bureau, contractors, developers, and other relevant stakeholders. This objective aims to facilitate a more transparent and cooperative environment, enhancing project coordination and problem-solving.

- **Promote Sustainable Construction**

Practices: CID encourages the adoption of sustainable construction practices throughout the state. This objective seeks to minimize the environmental impact of construction activities and promote energy efficiency in new construction projects

- **Continuous Professional Development:**

CID provides opportunities for professional development and training for the staff of the General Construction, Plumbing and Mechanical, Electrical, and LP Gas Bureaus. This objective aims to ensure that the team remains updated with the latest industry practices, regulations, and technologies, enabling them to provide quality service to the construction community.

CID Licensees

Total: **61,986**

Qualifying Parties	24,854
Qualifying Parties LP	2,617
Journeyman Licenses	17,024
Licensee - Companies	16,769
Licensee - LP	664
Secondhand Metal Dealers	58

Strategic Actions

- Foster a culture of safety in all construction activities by establishing a comprehensive safety program, providing regular safety training, and enforcing strict adherence to safety protocols to help minimize accidents, ensure the well-being of employees, and maintain a positive image for the Construction Industries Division.
- Maintain high-quality control standards by implementing rigorous quality control measures, conducting regular inspections, and encouraging continuous improvement will help deliver projects that meet or exceed client expectations.
- Provide code training for CID and municipal inspectors and develop programs to help provide consistency throughout the state with code compliance and understanding of code interpretation. Work with associations to provide training to contractors and journeymen, working together to facilitate code-compliant projects.
- Deliver the importance of safety on all jobsites. It is important to always know the dangers of being on a jobsite. From wearing the proper personal protective equipment to observing the jobsite before entering, safety is one of the most important components while conducting inspections.



Recent Highlights and Accomplishments

- The Construction Industries Division attended five Contractor Connects events hosted by the New Mexico Department of Homeland Security and Emergency Management's Disaster Case Management Team in FY25. These events connect homeowners who are trying to rebuild after natural disasters with licensed, law-abiding builders and contractors. Ensuring homeowners work with licensed professionals and obtain proper permitting for projects continues to be a priority for CID.
- CID has developed successful partnerships and collaboration with local communities, government agencies, and industry professionals. These partnerships not only facilitate knowledge sharing and innovation, but have paved the way for future growth and development opportunities.
- The **General Construction Bureau** has assisted with the successful completion of several high-profile construction projects. This includes state-of-the-art commercial buildings, residential complexes, and infrastructure facilities that enhance the urban landscape, provide employment opportunities, and improve the quality of life for the residents of our state.
- The **Carnival Ride Insurance Program** continues to promote safety and accountability for inflatable/bounce operators. Safety messages are shared on the department's social media accounts with information about hiring a bounce house operator who is properly registered with the Carnival Ride Insurance Program.

- The **Mechanical Bureau** conducted inspections on several high-profile construction projects. From the continued inspections at Meta and the UNMH expansion to the SunZia project in Corona, several projects on all college campuses throughout the state, public school projects, and hundreds of inspections in residential communities, the Mechanical Bureau provides inspections in a timely manner and works together as a team to get the job done.
- The **Electrical Bureau** attended a meeting with The Village of Ruidoso officials and PNM in an effort to help facilitate/streamline the permitting and inspection process for residents of the village impacted by the recent fires and flooding.
- The **Recycled Metals Program** continues to work with various law enforcement agencies to mitigate an increase in copper

theft. Using the LeadsOnline database, program staff are able to generate reports and provide law enforcement with the necessary information to make arrests and level charges against individuals accused of stealing copper. Through coordinated action and intelligence sharing, the program aims to reduce copper theft, protect assets, and maintain uninterrupted service to the communities we serve. Recycled Metals currently oversees 58 dealers statewide.

- CID established the **Elevator Bureau** in FY25 to oversee the implementation and regulation of the Elevator Safety Act. This included hiring an Elevator Bureau Chief with extensive experience in conveyance equipment, technology, and repair, and adopting rules to successfully implement the provisions of the act.

PERFORMANCE MEASURES	FY25 ACTUAL	FY26 TARGET	FY27 RECOMMENDATION
Percent of commercial plans reviewed within 10 working days	88%	90%	90%
Percent of residential plans reviewed within five working days	94%	97%	95%
Time to final criminal action, referral, or dismissal of complaint, in months	7	7	7
Percent of all construction inspections performed within three days of inspection request	82%	85%	85%
Time to final civil action, referral, or dismissal of complaint, in months	6	7	7

Manufactured Housing Division



FTE: 16

BUDGET: \$1,654,600

The Manufactured Housing Division (MHD), under the Manufactured Housing Act and Administrative Code, is the inspection authority for manufactured housing in New Mexico. MHD's mission is to foster a strong manufactured housing industry and provide consumer protection for manufactured housing owners in New Mexico.

MHD regulates 1,447 active contractors, and 179 salespersons through its offices located in Santa Fe, Albuquerque, and Las Cruces, while also providing licensing, plan review, and permitting services online.

MHD works with the Manufactured Housing Committee to update building codes, set continuing education standards for licensees and inspectors, and address complaints filed against licensees for alleged code violations.

Description of Services

MHD licenses contractors, installers, manufacturers, dealers, and salespersons to ensure the New Mexico Manufactured Housing Act, its regulations, codes, and HUD standards are met. MHD monitors the production plants where manufactured homes are constructed, and provides plan review, permitting, and inspection services for individual manufactured homes.

7,196 Permits Issued

9,199 Inspections

Manufactured Housing Committee Members

Scott Christensen, Chair
Vance McMillan, Vice Chair
Kandice Cochran, Member
Thomase Kuehn, Member
Nikki Sandoval-Belt, Member

Type of Licenses

- Manufacturer
- Dealer
- Salesperson
- Installer
- Crossovers

MHD Licensees

Total: **1,880**

Crossover	1,447
Dealers	96
Installers	122
Manufacturers	36
Salespersons	179

Program Goals and Objectives

- Ensure that licensees receive top-tier services delivered in a professional and friendly manner.
- Ensure federal and state laws are enforced.
- Update and improve processes for reviewing and identifying outdated or obsolete rules, thereby maintaining a compliance scheme consistent with evolving laws and regulations.
- Maximize efficient timeliness of services to consumers, including conducting home inspections no later than 7 days from the date of a request, quickly responding to inquiries regarding permits, inspections, and consumer issues.
- Grow and maintain sufficient staffing levels so that consumers and licensees are served in a professional and timely manner. MHD staff will be encouraged to take advantage of specialized training to enhance skills and knowledge while providing inspectors with an opportunity to stay informed and up to date on new products, revised codes, industry standards, and HUD requirements.
- Implement a competitive salary schedule designed to obtain and retain top talent.

Strategic Actions

- Improve application-processing times and maintain records for licensees by employing a vendor.

- Review the Manufactured Housing Act and its regulations and work to update provisions in line with current industry best practices focused on protecting life and property.
- Create additional positions for inspectors and administrators throughout New Mexico to ensure that services are delivered at a level that meets demand.
- Increase training opportunities for MHD employees in the new database system and assist consumers and licensees in using the updated technology as a means to modernize and maximize economic growth for the industry.
- Assist communities around New Mexico as they rebuild in the wake of wildfires and flooding

Recent Highlights and Accomplishments

- Presented a continuing education workshop for Manufactured Housing Installers at the 2025 New Mexico Manufactured Housing Association’s Annual Conference.
- Updated the permitting portal to account for recent rule changes that require the licensee who performs work resulting in a code violation to be the correcting and responsible party rather than the permit holder.
- Performed inspections and served as a resource for local governments whose communities are recovering from natural disasters.

PERFORMANCE MEASURES	FY25 ACTUAL	FY26 TARGET	FY27 RECOMMENDATION
Percent of all installation of manufactured home inspections performed within seven days of request	89%	90%	90%

Financial Institutions Division



FTE: 55

BUDGET: \$8,207,200

NMRLD's Financial Institutions Division (FID) is responsible for licensing and oversight of many of the financial services providers operating within New Mexico. FID's primary focus is to effectively regulate the financial industries within its jurisdiction to ensure the safety and soundness of the financial sector in New Mexico. A stable financial sector, overseen through stable regulation, supports economic development while protecting consumers who utilize the services of the state's licensed and chartered financial institutions.



Description of Services

FID, in partnership with its federal regulatory counterparts, serves New Mexico consumers and regulated financial services industries. New Mexicans and their ability to access to reliable financial products and services are the division's priority. FID works diligently to safeguard consumer rights through education and training, assisting in mediation when applicable, and instituting enforcement actions against providers, if necessary.

FID regulates 15,571 financial services entities. These entities receive prompt licensing and timely examinations with swift complaint resolution. All depository institutions are closely supervised and examined to assure the safety and soundness of the public's deposits and the healthy growth and performance of the state's economy.

Program Goals and Objectives

- Augment examination and support personnel
- Advance examination staff through continued training
- Review and modernize related statutes and administrative rules
- Develop knowledge, skills, and abilities of staff through cross-training for more diverse employee opportunities and succession-planning purposes

Strategic Actions

1. Augment examination and support personnel to meet the increasing need for effective supervision due to growth in the number of licensees, growth of regulated financial institutions and their increase in risk assets and product offerings, evolving

cybersecurity concerns, and the need to meet regulatory performance objectives and maintain a stable financial system for New Mexico consumers.

Strategies:

- Continued development of a shared resource examination model to conduct effective examinations across all industries
- Develop a hybrid model to implement a cybersecurity examination program across all industries
- Meet with regulated entities and conduct discussions to identify and communicate current concerns and suggestions
- Work with IT to obtain a secure file transfer program for non-depository entities not in NMLS to reduce the risk of customer data lost in transit

2. Further the advancement of our examination staff through continued training.

Strategies:

- Continue sending the depository examination staff to all levels of the FDIC, NCUA, Cannon Trust School, Federal Financial Institutions Examination Council (FFIEC), and Conference of State Bank Supervisors (CSBS) training programs
- Obtain examiner and licensing certifications as available through the above-mentioned programs
- Send the small loan examination staff to available examination schools provided by National Association of Consumer Credit Administrators
- Maintain certification, skills, abilities, and up-to-date knowledge through continuing education

Licensees

Total: **15,571**

State-Chartered Banks	25
-----------------------	----

State-Chartered Trust Companies	12
---------------------------------	----

State-Chartered Credit Unions	18
-------------------------------	----

State-Chartered Mortgage Companies	525
------------------------------------	-----

Mortgage Branch Offices	1,089
-------------------------	-------

Mortgage Loan Originators	7,330
---------------------------	-------

State-Chartered Escrow Companies	28
----------------------------------	----

Endowed Care Cemeteries	15
-------------------------	----

Collection Agencies	512
---------------------	-----

Collection Branches	338
---------------------	-----

Collection Managers	14
---------------------	----

Repossessor	21
-------------	----

Motor Vehicle Finance Companies	159
---------------------------------	-----

Small Loan Companies	271
----------------------	-----

Money Service Businesses:

Check Cashers	10
---------------	----

Currency Exchangers	1
---------------------	---

Money Transmitters	190
--------------------	-----

Money Transfer Delegates	5,013
--------------------------	-------

- Expand the internal training programs provided by each of the industry managers and chief examiner

- Continually improve the training manuals and processes for each sector within the division to ensure that a proper training program is followed

3. Continue reviewing current state statutes and rules under the division's jurisdiction for uniformity with federal laws, technological advances, and increasing risk and complexity of financial institutions as they pertain to the statutes of industries under the division's supervision.

Strategies:

- Conduct roundtable discussions with industry representatives to identify and communicate current concerns and suggestions

- Begin to draft language to introduce bill proposals that address necessary issues identified; conflicts exist with federal law as well as several of the acts under the division's purview

- Continue the working group within the division inclusive of legal counsel, industry managers, and examiners who review the current administrative code

- Establish timely deadlines and benchmarks to effectively manage ongoing revisions to the code

- Follow proper procedures for rule writing to ensure accuracy and effectiveness

- Continue to pursue approval for the Money Transmission Modernization Act in the 2026 legislative session

- This will be a multiyear process with a 5-year horizon goal

4. Rebuild strong-candidates-for-succession plan due to significant loss of institutional knowledge over the last few years.

Strategies:

- Look at alternative means to fill gaps in the interim to include possibility of contract labor/other state assistance
- Continue discussions with NMRLD Superintendent, ASD Director, HR Administrator, and State Personnel Office to expand staffing levels and institute increased pay-bands to be more commensurate with the knowledge, skills, and abilities required by FID’s statutory mandates, varied disciplines, and increasingly complex products and services available in the financial market
- Cross-train staff in the examinations and oversight of related fields to ensure coverage (e.g., bank and credit union cross-train/non-depository areas cross-train)

Recent Highlights and Accomplishments

- FID and 52 other U.S. jurisdictions took a \$20 million coordinated action against mortgage company Bayview Asset Management and three of its affiliates for deficient cybersecurity practices and failing to comply with their examination authority following a data breach that impacted 5.8 million customers, including 39,000 customers in New Mexico
- FID and 47 other state financial regulatory agencies took an \$80 million coordinated action against Block, Inc. and its mobile pay service, CashApp, for violations of the Bank Secrecy Act (BSA) and anti-money laundering (AML) laws that safeguard the financial system from illicit use

PERFORMANCE MEASURES	FY25 ACTUAL	FY26 TARGET	FY27 RECOMMENDATION
Percent of completed applications processed within 90 days by type of application	99%	100%	100%
Percent of state-chartered banks, state-chartered credit unions, independent trust companies, small loan companies, mortgage loan companies, mortgage loan branches, and escrow companies examined	83%	96%	95%
Number of financial literacy outreach sessions conducted on a quarterly basis, targeting vulnerable populations	12	10	8

Securities Division



FTE: 21

BUDGET: \$2,438,000

The Securities Division (Securities) seeks to enable a safe and reliable capital market within New Mexico by registering professionals, regulating sales and offers to sell securities, investigating and prosecuting fraud and market misconduct, and educating New Mexicans about raising capital, investing, and the dangers of fraud. The division seeks to preserve and strengthen a free and competitive securities market for New Mexico, increase investor confidence and thereby encourage the formation of capital, and promote integrity, fairness, and full disclosure of financial services.



Description of Services

The Securities Division regulates and licenses individuals and companies whose businesses involve the offering, selling, and purchasing of securities within the state, as well as other professionals who seek to provide investment advice to New Mexico residents. In FY25, the division generated \$23,749,225.00 in revenue for registration-related filings, fees, and penalties.

The Securities Division is comprised of the following units:

Compliance

The Securities Division is responsible for reviewing all public, non-traded offerings of securities to determine whether offerings conform to applicable legal requirements.

The division conducts routine and for-cause examinations of industry participants to ensure compliance with state requirements and industry standards.

Consumer Protection and Investor Education

One of the most effective forms of investor protection is investor outreach and education. The division develops and implements educational programs, creates and publishes informative presentations, and participates in

outreach events across the state to help New Mexicans learn about investing strategies and how to avoid falling victim to fraud.

Enforcement

Securities investigates and prosecutes administrative, civil, and criminal actions against individuals and entities for violating state securities laws. The division employs certified law enforcement officers, forensic accountants, and attorneys to identify and address white-collar criminal activity in New Mexico. It takes allegations of investor fraud seriously and investigates such allegations and complaints made by the public. Securities often works collaboratively with state and federal agencies to investigate and litigate instances of unlawful interstate conduct.

Program Goals and Objectives

The Securities Division seeks to minimize the risk of investment fraud through enforcement actions and through public outreach and education. The division must continually plan and evolve to address the technologically advanced investment scams harming New Mexicans.

Securities Division Registrants

Total: **181,583**

Broker-Dealer Firms	1,350
Broker-Dealer Representatives	175,675
Investment Adviser Firms	81
Investment Adviser Representatives	3,116
Investment Adviser Notice Files	1,361

Strategic Actions

- Continue to develop investor education programs aimed at raising awareness and investment literacy for all New Mexicans.
- Maintain productive working relationship with industry participants.
- Conduct industry outreach to better detect, deter, and prevent financial exploitation of seniors.
- Conduct law enforcement outreach and education to better equip local police and sheriff departments to investigate and prevent possible securities fraud in the community.
- Implement information technology solutions to more efficiently and effectively manage registrations, industry examinations, and financial crime investigations.

Recent Highlights and Accomplishments

- Collected \$23,749,225.00 for registration-related filings, fees, and penalties in FY25.
- Completed 36 examinations of investment advisers registered in New Mexico.
- Concluded multiple enforcement actions in FY25 resulting in a total of \$330,754.72 in penalties and obtained a felony conviction for securities fraud resulting in \$54,500.00 in restitution payable to multiple victims.
- Conducted 15 investor education presentations across New Mexico on topics ranging from general investment fraud and financial exploitation prevention to more in-depth topics on emerging relationship scams known as Pig Butchering and cryptocurrency schemes.

PERFORMANCE MEASURES	FY25 ACTUAL	FY26 TARGET	FY27 RECOMMENDATION
Percent of complaints logged and assigned within two days of receipt	97%	99%	95%
Percent of investment adviser registrants examined annually	37.5%	95%	33%
Total revenue collected from licensing in millions	\$23.7	\$25	\$23.6
Number of investor education events focused on fraud protection	15	14	14
Monies awarded or recovered through criminal or administrative prosecutions or settlements (in thousands)	\$385.25	\$500	\$250

Statutory Authority

Alcoholic Beverage Control Division

- Section 60-3A-7 through 60-3A-11
NMSA 1978 Liquor Control Act, General Provisions
- Section 60-6A-1 through 60-6A-35
NMSA 1978 Liquor Control Act, State Licenses
- Section 60-6B-1 through 60-6B-21
NMSA 1978 Liquor Control Act, License Provisions
- Section 60-6C-1 through 60-6C-9
NMSA 1978 Liquor Control Act, Suspension and Revocation of Licenses
- Section 60-6E-1 through 60-6E-12
NMSA 1978 Liquor Control Act, Alcohol Server Education
- Section 60-7A-1 through 60-7A-25
NMSA 1978 Liquor Control Act, Offenses
- Section 60-7B-1 through 60-7B-13
NMSA 1978 Liquor Control Act, Regulation of Sales and Service of Minors
- Section 60-8A-1 through 60-8A-19
NMSA 1978 Liquor Control Act, Trade Practices
- Section 61-1-1 through 60-1-35
NMSA 1978 Tobacco Products Act

Boards and Commissions Division

- Public Accountancy Board
61-28B-1 through 29
- Board of Acupuncture and Oriental Medicine
61-14A-1 through 22
- Athletic Commission
60-2A-1 through 34
- Athletic Trainers Practice Board
61-14D-1 through 19
- Board of Barbers and Cosmetologists
61-17A-1 through 25
- Board of Body Art Practitioners
61-17B-1 through 18
- Counseling and Therapy Practice Board
61-9A-1 through 30
- Chiropractic Board
61-4-1 through 17
- Board of Dental Health Care
61-5A-1 through 61-5A-30 and 61-5B-1 through 11
- Employee Leasing Program
60-13A-1 through 14
- Board of Funeral Services
61-32-1 through 31
- Board of Interior Design
61-24C-1 through 17

- Board of Landscape Architects
61-24B-1 through 17
- Board of Massage Therapy
61-12C-1 through 28
- Board of Nursing Home Administrators
61-13-1 through 17
- Nutrition and Dietetics Practice Board
61-7A-1 through 15
- Board of Examiners for Occupational Therapy
61-12A-1 through 24
- Board of Optometry
61-2-1 through 18
- Board of Pharmacy
61-11-1 through 29
- Physical Therapy Board
61-12D-1 through 19
- Private Investigations Advisory Board
61-27B-1 through 36
- State Board of Psychologist Examiners
61-9-1 through 19
- Real Estate Appraisers Board
61-62-1.1 thru 14, 61-30-1 through 24, 47-14-1 through 23
- Real Estate Commission
61-29-1 through 29
- Advisory Board of Respiratory Care Practitioners
61-12B-1 through 17
- Signed Language Interpreting Practices Board
61-34-1 through 17
- Board of Social Work Examiners
61-31-1 through 25
- Speech-Language Pathology, Audiology & Hearing Aid Dispensing Practices Board
61-14B-1 through 25

Cannabis Control Division

- NMSA 1978, Section 26-2B-1, et seq.
Lynn and Erin Compassionate Use Act
- NMSA 1978, Section 26-2C-1, et seq.
Cannabis Regulation Act

Construction Industries Division

- NMSA 1978, Section 60-13-1 et seq.
Construction Industries Licensing Act
- NMSA 1978, Section 70-5-1 et seq.
Liquefied Petroleum Gas and Compressed Natural Gas Act
- NMSA 1978, Section 57-30-1et seq.
Sale of Recycled Metals Act

Financial Institutions Division

- Section 58-1-1 through 58-1-85
NMSA 1978 Banking Act
- Section 58-1A-1 through 58-1A-8
NMSA 1978, Consumer Credit Banking Act
- Section 58-1B-1 through 58-1B-11
NMSA 1978, Interstate Bank Acquisitions Act
- Section 58-1C-1 through 58-1C-13
NMSA 1978, Interstate Bank Branching Act
- Section 58-2-1 through 58-2-8
NMSA 1978, Insurance of Bank Deposits
- Section 58-3-1 through 58-3-4
NMSA 1978, Accounts
- Section 58-4-1 through 58-4-13
NMSA 1978, Merger and Consolidations of Banks
- Section 58-5-1 through 58-5-11
NMSA 1978, Organization and Management
- Section 58-6-1 through 58-6-5
NMSA 1978, Miscellaneous Loans
- Section 58-7-1 through 58-7-9
NMSA 1978, New Mexico Bank Installment Loan Act
- Section 58-8-1 through 58-8-3
NMSA 1978, National Housing Act
- Section 58-9-1 through 58-9-13
NMSA 1978, Trust Company Act
- Section 58-10-10 through 58-10-111
NMSA 1978, Savings and Loan Act
- Section 58-11-1 through 58-11-65
NMSA 1978, Credit Union Act
- Section 58-11A-1 through 58-11A-7
NMSA 1978, Leasing of Safe Deposit Facilities
- Section 58-15-1 through 58-15-39
NMSA 1978, Small Loan Business Act
- Section 58-16-1 through 58-16-18
NMSA 1978, Remote Financial Services Units
- Section 58-17-1 through 58-17-21
NMSA 1978, Endowed Care Cemetery Act
- Section 58-19-1 through 58-19-14
NMSA 1978, Motor Vehicle Sales Finance Act
- Section 58-21-1 through 58-21-32
NMSA 1978, Mortgage Loan Company Act

- Section 58-21B-1 through 58-21B-24
NMSA 1978, Mortgage Loan Originator Licensing Act
- Section 58-21A-1 through 58-21A-14
NMSA 1978, Home Loan Protection Act
- Section 58-22-1 through 58-22-23
NSMA 1978, Escrow Company Act
- Section 58-26-1 through 58-26-8
NMSA 1978, Interstate Depository Institutions
- Section 58-32-101 through 58-32-1004
NMSA 1978, Uniform Money Services Act
- Section 61-18A-1 through 61-18A-33
NMSA 1978, Collection Agency Regulatory Act

Manufactured Housing Division

- NMSA 1978, Section 60-13-1 et seq. Construction Industries Licensing Act

Securities Division

- NMSA 1978, § 58-13C-101 Through 58-13C-105
General Provisions
- NMSA 1978 § 58-13C-201 Through 58-13C-204
Exemptions from Registration
- NMSA 1978, § 58-13C-301 Through 58-13C-307
Registration of Securities and Notice Filing of Federally Covered Securities
- NMSA 1978, § 58-13C-401 Through 58-13C-412
Broker-Dealers, Agents, Investment Advisers, Investment Adviser Representatives, and Federal Covered Investment Advisers
- NMSA 1978, § 58-13C-501 Through 58-13C-510
Fraud and Liability
- NMSA 1978, § 58-13C-601 Through 58-13C-611
Administration and Securities Division
- NMSA 1978, § 58-13C-101 Through 58-13C-105
General Provisions
- NMSA 1978 § 58-13C-201 Through 58-13C-204
Exemptions from Registration
- NMSA 1978, § 58-13C-301 Through 58-13C-307
Registration of Securities and Notice Filing of Federally Covered Securities
- NMSA 1978, § 58-13C-401 Through 58-13C-412
Broker-Dealers, Agents, Investment Advisers, Investment Adviser Representatives, and Federal Covered Investment Advisers
- NMSA 1978, § 58-13C-501 Through 58-13C-510
Fraud and Liability
- NMSA 1978, § 58-13C-601 Through 58-13C-611
Administration and Judicial Review





NMRLD

**NEW MEXICO
REGULATION &
LICENSING DEPARTMENT**

RLD.nm.gov



NMRLD

Fiscal Year 2027
New Mexico Regulation and Licensing
Department
IT STRATEGIC PLAN
September 2, 2025

Juan Torres
Director/CIO Administrative Services Division

Clay Bailey
Superintendent

Table of Contents

EXECUTIVE SUMMARY	2
I. AGENCY OVERVIEW	3
A. AGENCY PURPOSE AND MISSION.....	3
B. AGENCY BUSINESS GOALS	4
C. AGENCY VISION.....	5
D. AGENCY BUSINESS PRIORITIES AND PRIORITY CHANGES	6
E. AGENCY ACCOMPLISHMENT, GOALS, AND CHALLENGES	7
II. IT ENVIRONMENT	8
1. Major Applications.....	8
2. Infrastructure.....	9
3. Security	10
4. Agency IT Certified Projects.....	12
5. Workforce	13
6. Challenges.....	14
III. KEY ACCOMPLISHMENTS – PRIOR FISCAL YEAR	15
A. STRATEGIC IT ACCOMPLISHMENTS	15
B. OTHER KEY IT ACCOMPLISHMENTS – PRIOR FISCAL YEAR	17
IV. FY27 IT STRATEGIC GOALS AND STRATEGIES	19
V. IT FISCAL AND BUDGET MANAGEMENT	21
VI. SPECIAL FUNDING, SUPPLEMENTAL, COMPUTER SYSTEM ENHANCEMENT (C2) FUNDING AND REAUTHORIZATION OF C2 APPROPRIATIONS	22
APPENDIX A-I: AGENCY ORGANIZATION CHART	23
APPENDIX A-II: IT ORGANIZATION CHART	24
APPENDIX A-III: C2 IT DATA PROCESSING CSEF	25
APPENDIX A-III: C2 IT Data Processing CSEF	25

EXECUTIVE SUMMARY

The Fiscal Year 2027 Information Technology (IT) Strategic Plan provides a comprehensive overview of the Information Technology Services (ITS) function within the New Mexico Regulation & Licensing Department (RLD). It highlights key accomplishments from Fiscal Year 2025, outlines current objectives for Fiscal Year 2026, and presents targeted initiatives planned for Fiscal Year 2027. All elements of this plan are aligned with the Governor's priorities and RLD's mission to deliver efficient, transparent, and high-quality services to the public.

The primary focus of the plan is strengthening collaboration with other state agencies to identify and reduce duplicative IT efforts—particularly in the development, enhancement, and support of online licensure application and renewal systems. Through shared platforms, coordinated resources, and streamlined processes, RLD aims to reduce costs, accelerate service delivery, and improve the overall customer experience for licensees and stakeholders. Agency priorities and how information technology (IT) is directing resources and/or undertaking projects to support those priorities.

IT Division High Level Goals:

- Provide online licensing application and renewal capabilities for the Elevator Safety Act, Cranes and Carnival Rides.
- Provide ongoing enhancements to RLD Salesforce for the Construction Industries Division (CID), Manufactured Housing Division (MHD), Boards and Commissions (BCD), the Cannabis Control Division (CCD), and the Alcohol Beverage Control Division (ABC).
- Decommission Bloomsbury Professional Online (BPRO) BPRO for the Securities Division and replace it with the RLD standard Salesforce environment.
- Upgrade network hardware and bring network administration tools in-line with DoIT recommended M365 Security/Management Features for productivity, collaboration, security, analytics, and voice services.
- Provide RLD Law Enforcement certified staff secure access to NCIC online database in accordance with FBI data network security requirements.
- Continued conversion of paper based internal workflows to electronic workflows and direction of potential licensees and license renewals to online applications and renewal portals.
- Upgrade tool set to include collaborative tools like JIRA, ManageEngine, and SharePoint, to increase productivity and sharing efforts in RLD.
- Develop and implement the Salesforce Licensing Center of Excellence such that RLD can provide a licensing framework that is both accessible and extensible.

I. AGENCY OVERVIEW

A. AGENCY PURPOSE AND MISSION

The New Mexico Regulation and Licensing Department licenses and regulates individuals and businesses in more than two dozen industries, professions, and trades across the state. Our goal is to assure that New Mexicans receive quality services from qualified individuals and businesses while also ensuring a fair and prompt administrative process.

Our priority is your protection.

Empowering the vitality of New Mexico enterprise.

Mission

To promote public confidence in professional and occupational services, trades, and industries by finding innovative solutions for business in the interest of public safety and economic vitality.

Guiding Values

- Service
- Integrity
- Dedication

The IT plan advances the agency's overarching purpose by:

- **Enhancing Service Delivery:** Implementing and maintaining online licensure application, renewal, and verification systems that make it easier for applicants, licensees, and the public to access services anytime, anywhere.
- **Safeguarding Public Protection:** Strengthening cybersecurity measures, protecting sensitive data, and ensuring reliable access to critical systems that support regulatory oversight and enforcement functions.
- **Promoting Efficiency and Fairness:** Streamlining workflows, automating manual processes, and improving data accuracy to shorten processing times and reduce administrative burdens on both staff and customers.
- **Fostering Innovation:** Collaborating with other state agencies to leverage shared platforms and eliminate duplicative efforts, enabling the agency to adopt cost-effective, scalable solutions that benefit multiple regulatory functions.

How IT Will Assist in Carrying Out the Purpose

IT will play an essential role in carrying out RLD's purpose by ensuring that the department's technology infrastructure is robust, responsive, and aligned with the needs of the public and the regulated community. This includes:

- Maintaining a secure, modern technology environment that supports all licensing, regulatory, and enforcement functions.
- Providing tools and systems that improve communication, transparency, and accountability to stakeholders.

- Continuously seeking innovative solutions that balance public safety with economic vitality.
- Supporting staff with training, reliable systems, and responsive technical assistance to ensure the consistent delivery of high-quality services.

Through these efforts, the IT Strategic Plan reinforces the agency's guiding values of Service, Integrity, and Dedication while enabling RLD to fulfill its mission and priorities effectively in the digital era.

B. AGENCY BUSINESS GOALS

- C. Increase collaboration with divisions, ASD, and Office of the Superintendent in refinement of the budget development process.
- D. Breakdown barriers for licensure to increase the diversification of NM's economy, revenue, and employment.
- E. Develop and implement a communication plan to foster meaningful relationships with the community, elected officials, the business community, and Tribal governments to inform sound policy and decision making.
- F. Communicate with internal and external constituencies to identify strategies to improve customer service and reduce regulatory barriers.
- G. Improve transparency of RLD's operations through public-facing website to efficiently provide data and annual reports, including online performance dashboards.
- H. Expand online workshops to provide technical assistance for consumers.
- I. Implement a comprehensive consumer education program.
- J. Expand consumer protection outreach to include environmental impact.
- K. Develop and implement training and retention strategies to maintain a team of licensing specialist and public safety inspectors.
- L. Develop career ladders and training programs to focus on the lifecycle of employee talent to include employee retention and development to reduce RLD's vacancy rate.
- M. Formalize an agency wide employee handbook and systematize onboarding and exit record keeping.
- N. Ensure equitable access to RLD information by individuals with limited English proficiency.
- O. Facilitate discussions with key partners and stakeholders to reduce licensing barriers and increase information sharing.
- P. Implement continuous improvement strategies to improve efficiency and customer service.
- Q. Create, track, and expand employee training and development programs, with a focus on leadership development.
- R. Initiate compensation classification analysis for CID to ensure internal equity and balanced workloads, adjust to market conditions, and ensure career advancement pathways.

S. AGENCY VISION

The vision of the Regulation & Licensing Department is unleashing the vitality of New Mexico through responsible and innovative regulation and public protection. By assuring the quality and service of home construction, mobile structures, businesses, schools, hospitals, medical facilities, licensed professionals; by having responsible alcohol/tobacco sales and services; by having responsible cannabis sales and service; by maintaining the safety and soundness of financial institutions and by regulating investment institutions and advisors. RLD seeks to balance appropriate and responsible regulation while contributing to and promoting economic growth and vitality in an efficient manner for the great State of New Mexico.

The Regulation & Licensing Department's (RLD) IT Strategic Plan directly supports the agency's vision of unleashing the vitality of New Mexico through responsible and innovative regulation and public protection. Technology is a critical enabler for achieving this vision, providing the tools, systems, and infrastructure necessary to balance effective oversight with the promotion of economic growth and vitality.

Through modern, secure, and efficient technology solutions, the IT plan ensures that RLD can uphold quality and service standards across the diverse industries and professions it regulates—including home construction, mobile structures, businesses, schools, hospitals, medical facilities, licensed professionals, alcohol and tobacco sales, cannabis sales, financial institutions, and investment services.

Key areas of alignment include:

- **Promoting Responsible and Innovative Regulation:** Leveraging digital licensing platforms, automation, and data-driven decision-making to improve compliance monitoring while reducing administrative burden on regulated entities.
- **Enhancing Public Protection:** Implementing strong cybersecurity measures, reliable online services, and transparent data systems to safeguard sensitive information and support enforcement functions.
- **Supporting Economic Growth and Vitality:** Streamlining licensing and renewal processes to shorten turnaround times, making it easier for qualified businesses and professionals to enter the market and thrive.
- **Ensuring Efficiency in Service Delivery:** Collaborating with other state agencies to reduce duplicative IT efforts, share resources, and deliver regulatory services in a cost-effective, coordinated manner.

By aligning technology initiatives with the agency's vision, the IT Strategic Plan enables RLD to maintain the delicate balance between responsible regulation and economic opportunity, ensuring that public safety, industry vitality, and service excellence remain at the forefront for the people of New Mexico.

T. AGENCY BUSINESS PRIORITIES AND PRIORITY CHANGES

1. **Supporting Licensing Modernization and Accessibility – Salesforce Expansion & Optimization:** IT is continuing to expand and enhance the Salesforce licensing platform to include the Securities Division and the new Elevator Bureau, in addition to ongoing support for ABC, BCD, CCD, CID, and MHD. This aligns with the agency’s goal of modernizing licensing processes to make them more efficient, consistent, and accessible.

Automation of Licensing and Renewals: Initiatives include completing automation for application, inspection, and renewal processes, reducing manual workloads, and improving turnaround times. This supports the priority to simplify and streamline licensing while ensuring equitable access for all, including individuals with limited English proficiency/

2. **Enhancing Data Governance and Transparency – IT is establishing secure hybrid cloud solutions to improve availability, integrity, and security of agency data.** This directly supports the strategic priority to provide access to digital information and promote transparency through public-facing dashboards and accessible reports.

Real-Time Data and Reporting Tools: IT is implementing business analytics, reporting automation, and bi-directional data exchange with partners like PSI and the Bank of New York. This strengthens decision-making capacity and aligns with the agency’s goal to improve transparency and customer service.

3. **Improving Interconnectivity and Stakeholder Engagement – Interagency Data Sharing Platforms:** IT is developing systems to collect and share relevant data with other state agencies and stakeholders, supporting the focus on community engagement and collaborative regulation.

Integrated Communication Tools: Adoption of collaborative platforms like JIRA, ManageEngine, and SharePoint fosters inter-division coordination and efficient service delivery.

4. **Modernizing Infrastructure and Operations – Network and Hardware Upgrades:** IT is upgrading network hardware, switching, routing, and firewall equipment, aligning with statewide M365 security standards and optimizing voice communications for cost, quality, and functionality.

Process Improvements: Converting paper-based internal workflows to electronic processes and improving help desk response times support agency priorities to increase operational efficiency and reduce barriers to service.

5. **Strengthening Cybersecurity and Compliance – Proactive Threat Management:** IT conducts monthly vulnerability scans, quarterly penetration testing, and implements authenticated scanning to meet NIST standards.

Security Awareness Training: Regular phishing resistance and cybersecurity awareness training builds a culture of security across the agency, directly supporting the agency’s public protection mission.

6. Enabling Fiscal Accountability and Resource Management – IT Budget Alignment: Resource allocation in the IT budget reflects investments in critical systems—licensing modernization, cybersecurity, and infrastructure upgrades—matching the agency’s fiscal focus on efficiency, transparency, and compliance with statewide standard

U. AGENCY ACCOMPLISHMENT, GOALS, AND CHALLENGES

Agency Accomplishments:

- **Licensing Modernization:** Expanded the Salesforce-based NM-PLUS licensing platform to ABC, BCD, and CCD, with standardized business processes, online applications, renewals, payments, and compliance tracking.
- **Process Automation:** Automated major portions of application, inspection, and renewal workflows, reducing manual tasks and improving turnaround times.
- **Data Management Improvements:** Migrated division data to cloud-based systems, eliminating paper records and enabling secure, centralized access.
- **Public Engagement:** Hosted Constituent Days and community events to assist licensees with in-person licensing needs; expanded consumer education outreach through workshops, trainings, and printed/digital resources.
- **Cybersecurity Enhancements:** Implemented CrowdStrike endpoint protection, enforced multi-factor authentication, conducted phishing resistance training, and expanded vulnerability and penetration testing.
- **Collaboration Initiatives:** Partnered with other state agencies and nonprofits on public safety projects; worked with law enforcement to shut down illicit cannabis operations.
- **Infrastructure Modernization:** Standardized network architecture across facilities using Cisco backbone for improved reliability and security.

New IT Goals (FY27 and forward):

- **Complete Salesforce Expansion:** Integrate Securities Division and Elevator Bureau into the Salesforce platform to provide modernized workflows for all licensing programs.
- **Automate Reporting & Analytics:** Develop automated business analytics and reporting capabilities to improve decision-making and performance tracking.
- **Establish Hybrid Cloud Repository:** Implement secure hybrid cloud solutions for data backup, storage, and searchable data tables.
- **Enhance Interconnectivity:** Deploy bi-directional data sharing with vendors (e.g., PSI, Bank of NY) and other state agencies.
- **Modernize Infrastructure:** Replace and upgrade network equipment at three RLD locations to meet DoIT and NIST security standards.
- **Advance Cybersecurity Posture:** Move to authenticated scanning, monthly vulnerability assessments, and quarterly penetration testing; expand patch management for timely system updates.
- **Expand Digital Access:** Improve website accessibility, integrate ADA-compliant content, and increase multilingual resources for equitable service delivery.

Challenges:

- **Agency Growth & Staffing Constraints:** Expansion of divisions, including the Cannabis Control Division, has increased IT workload beyond current FTE capacity.
- **Technology Transition Burden:** Legacy systems (MLO, BPRO) must be maintained alongside advanced tools like Salesforce, Mulesoft, and Einstein, stretching IT resources.
- **Rapid Technology Changes:** Ongoing need for staff to adopt and master new technologies while ensuring uninterrupted service delivery.
- **Cybersecurity Threat Landscape:** Increasingly sophisticated cyber threats require sustained investment in security infrastructure, monitoring, and employee training.
- **Data Integration Complexity:** Coordinating secure, compliant data sharing across divisions and with external partners while maintaining accuracy and privacy.
- **Budgetary Challenges:**
 - **Funding Limitations:** Available appropriations are not fully aligned with the scale of planned IT modernization projects, requiring prioritization and phased implementation.
 - **Rising Technology Costs:** Hardware, software licensing, and cybersecurity service costs continue to increase, putting pressure on the IT budget.
 - **Resource Allocation:** Competing needs across licensing modernization, infrastructure upgrades, and cybersecurity initiatives require strategic funding decisions to avoid delays or scope reductions.

II. IT ENVIRONMENT

1. Major Applications

The New Mexico Regulation and Licensing Department (RLD) relies on a suite of enterprise applications to deliver licensing, permitting, inspection, enforcement, and regulatory services to approximately 400,000 individuals and businesses across 35 industries, professions, and trades statewide. These applications are critical to the agency’s mission of promoting public confidence, protecting public safety, and enabling economic vitality through responsible and innovative regulation.

RLD’s principal applications support the full lifecycle of regulatory operations, from initial application through renewal, inspection, compliance, and enforcement. The agency’s technology environment is centered on delivering secure, user-friendly, and efficient services to customers while ensuring accuracy, transparency, and compliance with state and federal regulations.

Key areas of application support include:

- **Licensing and Permitting:** Facilitating application submission, renewal processing, payment handling, continuing education tracking, and license verification for all regulated programs.
- **Inspection and Compliance Management:** Enabling scheduling, tracking, and documentation of field inspections; managing complaint intake, investigation, and enforcement actions.
- **Data Integration and Reporting:** Providing business intelligence, analytics, and operational reporting to inform decision-making and monitor performance metrics.
- **Customer Access and Engagement:** Offering secure public portals for online transactions, digital document submission, and real-time status updates; ensuring accessibility and multilingual support.

- **Interagency Coordination:** Supporting secure, bi-directional data exchange with external entities such as the New Mexico Department of Information Technology (DoIT), Department of Public Safety, PSI testing services, financial institutions, and other state agencies.

Principal Applications in Use:

1. **Salesforce Licensing, Permitting, and Inspection (LPI) / EPIC Platform** – The core application environment for online licensing, renewals, permitting, inspections, complaint tracking, compliance management, and reporting across most RLD divisions.
2. **Mulesoft** – The enterprise data integration engine enabling secure information exchange between RLD systems and external partners.
3. **NCIC Access Portal** – Secure system for authorized law enforcement staff to access the FBI’s National Crime Information Center database in compliance with federal security requirements.
4. **Microsoft 365 Suite with DoIT Security/Management Features** – Provides collaboration, productivity, email, analytics, and secure communications tools for internal operations.
5. **CrowdStrike Security Platform** – Endpoint protection and monitoring system that enhances RLD’s cybersecurity posture against evolving threats.
6. **JIRA & ManageEngine** – Project tracking, help desk, and IT service management platforms to improve internal workflow efficiency and service response times.
7. **SharePoint** – Collaboration and document management platform supporting internal coordination, version control, and secure information sharing.
8. **Legacy Licensing Systems (BPRO)** – Maintained temporarily for specific divisions pending full migration to Salesforce.
9. **Cloud-Based Data Storage Solutions** – Provides secure backup, disaster recovery, and centralized access to agency data.
10. **Cisco Network Management Tools** – Supports network monitoring, traffic management, and infrastructure security across multiple locations.

These applications form an integrated technology ecosystem that enables RLD to meet operational requirements, comply with regulatory mandates, improve efficiency, and provide high-quality services to licensees, applicants, and the public.

2. Infrastructure

The New Mexico Regulation and Licensing Department (RLD) maintains a multi-site technology infrastructure designed to support licensing, regulatory, enforcement, and administrative operations across the state. The environment is built on a modernized network and security architecture that connects the agency’s three primary locations—Santa Fe (Toney Anaya and Carruthers buildings), Albuquerque, and Las Cruces—via New Mexico Department of Information Technology (DoIT) leased lines and secure point-to-point VPN connections.

Core Components:

- **Network Switching:**
 - Cisco Catalyst 9300-48P (core)
 - Cisco Catalyst 9200L-48P-4G (access layer, multiple stacks)
 - Cisco Catalyst 9200L-24P-4X (Carruthers building IDF2)
 - Cisco Catalyst 2960XR stack (Carruthers IDF1)
- **Firewall & Security Appliances:**
 - Cisco Firepower Threat Defense (FTD) 2110 (Santa Fe and Albuquerque)
 - Cisco Firepower Threat Defense (FTD) 1010 (Las Cruces)

- Cisco Firepower Management Center (FMC) 1700 for centralized firewall management
- Microsoft Defender and CrowdStrike endpoint protection across all devices
- Connectivity Upgrades:
 - Migrated from mixed single-mode and multi-mode fiber to dedicated single-mode fiber between Toney Anaya and Carruthers, increasing link capacity from 1Gb to 10Gb and improving stability.
 - Upgraded uplinks between switches with SFP-10G-LR modules for high-speed backbone connections.
- Topology & Routing:
 - Layer 3 routing provided by firewalls at each site
 - Layer 2 switching across floor-level access switches, managed via VLAN interfaces
 - Segregated VLANs for operational divisions, administrative services, and security zones

Infrastructure Role in Agency Operations

This infrastructure supports RLD’s enterprise applications—including Salesforce for licensing and regulatory workflows, Mulesoft for secure data integration, and various division-specific platforms—by providing:

- Secure, high-availability connectivity between offices and cloud-hosted applications
- Scalable bandwidth to accommodate increased online licensing, renewals, and remote services
- Centralized network and security management for efficient troubleshooting, monitoring, and policy enforcement
- Physical and logical segmentation to safeguard sensitive information and meet regulatory compliance requirements

3. Security

RLD Security Plan Summary:

The New Mexico Regulation and Licensing Department (RLD) maintains a comprehensive security plan that integrates technology, information, facility, and personnel security to safeguard agency operations, protect sensitive data, and maintain public trust. The security strategy is aligned with state and federal requirements, including the New Mexico Department of Information Technology (DoIT) standards and National Institute of Standards and Technology (NIST) guidelines.

Technology Security

RLD employs a multi-layered cybersecurity framework that covers all IT domain applications, data, interconnectivity, and infrastructure. Core components include:

- Security Operations Center (SOC) and Network Operations Center (NOC) services through contracted providers to monitor systems, detect threats, and maintain operational continuity.
- Next-generation firewall, routing, and switching equipment configured to meet current NIST standards, with ongoing upgrades planned at three RLD locations.

- CrowdStrike endpoint protection to safeguard devices against malware, ransomware, and other cyber threats.
- Multi-factor authentication (MFA) for system access, reducing the risk of unauthorized entry.
- Regular vulnerability scans and penetration testing—conducted monthly and quarterly—to identify and remediate potential security gaps.
- Patch management processes to ensure timely updates to software, firmware, and security tools, minimizing exposure to known vulnerabilities.

Information Security

- Secure Cloud data repository for backup and disaster recovery, with access controls, encryption, and audit logging.
- Data governance policies that establish standardized procedures for data integrity, retention, and disposal.
- Mulesoft integration engine to securely transmit data between RLD systems and external partners, ensuring compliance with privacy and security standards.

Facility Security

- Physical access controls at all RLD facilities, including secure entry systems, keycard/badge-based access, and visitor check-in procedures.
- Video surveillance and monitoring of sensitive areas, including data centers and records storage.
- Secure network closets and server rooms with restricted entry to authorized personnel only.

Personnel Security

- Background checks for employees and contractors in sensitive or security-related positions.
- Access rights and system permissions based on role-based access control (RBAC) principles, with regular reviews during onboarding, transfer, and offboarding.
- Policies for handling sensitive information, including non-disclosure agreements and adherence to state confidentiality laws.

Annual Security Assessment

RLD conducts annual security assessments in coordination with the New Mexico DoIT and third-party cybersecurity experts. The most recent assessment was completed in August 2024. These assessments evaluate compliance with NIST standards, identify vulnerabilities, and recommend remediation measures.

Cybersecurity Awareness Training

- **Implemented: Yes** — cybersecurity awareness and phishing resistance training is a mandatory annual requirement for all employees and contractors.
- **Training Vendor:** Content and testing provided through KnowBe4 (for phishing resistance) and supplemental modules developed in coordination with the New Mexico DoIT.
- **Training Content:** Covers phishing identification, password security, data handling best practices, social engineering awareness, and incident reporting procedures.
- **Ongoing Awareness Efforts:** Monthly simulated phishing campaigns, quarterly cybersecurity bulletins, and just-in-time training when emerging threats are identified.

By integrating technology safeguards, physical protections, and personnel-focused policies, RLD ensures a balanced security posture that protects public assets, agency information, and operational integrity while enabling the agency to carry out its mission effectively.

4. Agency IT Certified Projects

[Include a statement describing how the projects align with the agency’s purpose. Complete the table with the following information for each of your agency’s certified projects.]

PROJECT NAME: Permitting and Inspection Software Modernization (PISM) – Phase V Securities Division (SEC) Implementation	
Project Description	The PISM project is a multi-phase modernization initiative replacing legacy licensing systems with a centralized Salesforce platform. Phase V focuses on the Securities Division (SEC), supporting its mission of investor protection and fair securities market oversight. The system will improve efficiency and compliance by streamlining applications, registrations, filings, examinations, and reconciliation processes.
Estimated Project Costs	Certified to date: \$17,160,306.88
Current Funding	Current Change Request: \$586,034.35 , sourced from Laws 2024, Chapter 69, Section 7
Certified Project Phase	Implementation
Estimated Completion	December 2025
Strategic Priority	Modernization of Licensing and Regulatory Systems
Agency IT Strategic Plan Alignment	The SEC phase of the PISM project directly supports RLD’s modernization priority by migrating the Securities Division onto the Salesforce platform. This aligns with the agency’s strategy to expand Salesforce functionality across additional programs. The project ensures that licensing, registration, filings, and examinations are handled in a modern, centralized system, reducing legacy inefficiencies and strengthening public confidence in regulatory oversight.
PROJECT NAME: Seed-to-Sale Traceability and Tracking Registry	
Project Description	This project will implement Metrc’s Software-as-a-Service (SaaS) solution to track cannabis products from cultivation to sale, ensuring regulatory compliance, transparency, and data security. The system integrates with New Mexico’s patient registry, verification system, and business licensing solution. The Metrc solution is already in use across 28 states, offering proven scalability and security.
Estimated Project Costs	\$468,363.00
Current Funding	<ul style="list-style-type: none"> • Implementation/Configuration: \$10,500 • License/Subscription Fees: \$89,500 (Year 1), \$103,000 (Year 2), \$106,090 (Year 3), \$109,723 (Year 4)
Certified Project Phase	Implementation
Estimated Completion	November 2025

Strategic Priority	Data Management and Transparency
Agency IT Strategic Plan Alignment	The Seed-to-Sale Registry supports RLD’s IT Strategic Plan by enhancing regulatory transparency and data integrity for cannabis operations, ensuring compliance with state law and public safety requirements. By leveraging a proven SaaS solution (Metrc), the project addresses IT goals around secure, scalable platforms and reduces risks associated with custom development.
PROJECT NAME: [Enter Project Name]	
Project Description	
Estimated Project Costs	
Current Funding	
Certified Project Phase	
Estimated Completion	
Strategic Priority	
Strategic Priority	
Agency IT Strategic Plan Alignment	
PROJECT NAME: [Enter Project Name]	
Project Description	
Estimated Project Costs	
Current Funding	
Certified Project Phase	
Estimated Completion	
Strategic Priority	
Agency IT Strategic Plan Alignment	

5. Workforce

A. Full Time IT Employees

[Provide the total number of your agency’s authorized IT full time employees (FTE) and indicate the number of positions filled and vacant by Classification by using the Table below.]

Classification	Positions Filled	Positions Vacant
Director	1	0
Deputy Director	0	1
CIO	0	1
IT Project Manager III	1	0
IT End User Support III	2	0

IT End User Support II	1	0
IT Application Developer II	3	0
IT Application Developer I	1	0
IT Business Analyst II	2	0

B. Percentage of IT Full-Time Employees Teleworking, In the Office, or a Hybrid Schedule

[Provide the percentage of Full-Time employees currently teleworking, working in the office, or a combination of both/hybrid schedule by using the Table below.]

Teleworking (%)	Working in the Office (%)	Hybrid Schedule (%)
0	100	0

C. IT Professional Services Contractors

The New Mexico Regulation and Licensing Department (RLD) supplements its internal IT workforce with professional contract staff to ensure continuity of operations, maintain service quality, and provide specialized expertise for mission-critical systems. Contractors are utilized when specialized skills are required, when workloads exceed in-house capacity, or to support short-term projects without adding permanent positions.

RLD engages IT contractors primarily in the area of **end-user support for Salesforce**, the department’s enterprise licensing, permitting, inspection, and compliance platform. These contracted professionals provide tier-one and tier-two help desk services to assist agency staff, external licensees, and applicants in navigating the system and resolving technical issues.

Service Category	Contract Vendor Name	Number of Contract Personnel
IT Help Desk	ATA	3

6. Challenges

[Provide a list of your agency IT challenges including possible opportunities to address them.]

No.	Agency IT Challenge Description	Potential Opportunities to Address the IT Challenge Description
1	Budgetary constraints impacting completion of IT initiatives — Reduced appropriations limit the ability to complete infrastructure upgrades, licensing system enhancements, and cybersecurity improvements on schedule.	Seek supplemental appropriations; pursue federal or grant funding; prioritize initiatives based on mission-critical needs; collaborate with other state agencies to share resources and reduce duplicative costs.
2	Aging or legacy infrastructure — Some network and switching hardware is outdated or near end-of-life, impacting reliability and increasing security risks.	Continue phased hardware refresh projects (e.g., Cisco Catalyst switch and firewall upgrades); implement lifecycle replacement planning; leverage statewide procurement agreements for cost savings.

3	Cybersecurity threat landscape — Increasingly sophisticated phishing, ransomware, and system intrusion attempts require constant vigilance.	Expand endpoint protection with Microsoft Defender and CrowdStrike; maintain monthly vulnerability scans and quarterly penetration tests; increase frequency of phishing simulation training and awareness campaigns.
4	Limited in-house staffing for specialized IT functions — RLD relies on contracted personnel for Salesforce help desk and specialized system support.	Cross-train internal staff to reduce dependency on contractors; recruit permanent specialized IT staff; establish shared service agreements with other agencies for specialized expertise.
5	Bandwidth limitations for data-heavy applications — High-volume licensing and inspection transactions strain available network resources at some sites.	Upgrade fiber links to 10Gb where possible; optimize network traffic with VLAN segmentation; explore statewide network capacity improvements through DoIT partnerships.
6	Growing demand for online licensing services — Increased public expectations for real-time, mobile-friendly licensing, renewals, and inspection scheduling.	Expand Salesforce capabilities; implement responsive design and mobile application support; enhance public portals with self-service features and multilingual options.
7	Employee retention challenges — Difficulty retaining skilled IT staff due to competitive market salaries, limited career advancement opportunities, and high workload.	Implement retention incentives, professional development programs, and career progression pathways; review classification and compensation levels; foster a positive work culture with flexible work arrangements.

III. KEY ACCOMPLISHMENTS – PRIOR FISCAL YEAR

During the past fiscal year, the New Mexico Regulation and Licensing Department (RLD) achieved significant advancements in modernizing its technology environment, enhancing public access to services, and strengthening cybersecurity protections. Guided by the agency’s mission to promote public confidence through responsible and innovative regulation, RLD’s Information Technology Services (ITS) team has focused on projects that improve operational efficiency, reduce processing times, and protect sensitive information.

Major accomplishments include expanding the Salesforce Licensing, Permitting, and Inspection platform to additional programs, integrating data systems through Mulesoft for improved interoperability, completing critical infrastructure upgrades including Cisco Firepower firewall deployments, and implementing Microsoft Defender to complement existing CrowdStrike endpoint protections. RLD also enhanced its cybersecurity posture through annual vulnerability assessments, phishing simulations, and mandatory cybersecurity awareness training for all employees and contractors.

These efforts have resulted in measurable improvements in system performance, customer satisfaction, and security readiness—supporting both the agency’s regulatory mission and the State’s broader priorities for efficient, secure, and accessible public services.

A. STRATEGIC IT ACCOMPLISHMENTS

STRATEGIC PRIORITY 1 – [Strengthening Cybersecurity and Information Protection	
[STRATEGY STATEMENT – Enhance cybersecurity measures to safeguard sensitive data, maintain public trust, and ensure compliance with state and federal regulations	
Strategy 1	Expand and strengthen endpoint and network security
• Accomplishments	<ul style="list-style-type: none"> • Deployed Microsoft Defender alongside CrowdStrike for comprehensive endpoint protection. • Completed Cisco Firepower firewall upgrades in Santa Fe, Albuquerque, and Las Cruces. • Conducted annual vulnerability assessments and penetration tests.
Outcomes/Metrics	<ul style="list-style-type: none"> • Zero major security breaches in FY25. • 100% of agency endpoints enrolled in Defender and CrowdStrike monitoring. • Reduced malware-related incidents by 60% compared to previous fiscal year.
Strategy 2	Enhance cybersecurity awareness and compliance
Accomplishments	<ul style="list-style-type: none"> • Implemented annual mandatory cybersecurity training for all employees and contractors. • Conducted phishing simulation campaigns quarterly.
Outcomes/Metrics	<ul style="list-style-type: none"> • 98% staff completion rate for annual cybersecurity training. • 35% reduction in phishing click rates over the last 12 months.
Strategy 3	
Accomplishments	
Outcomes/Metrics	
Strategy 4	
Accomplishments	
Outcomes/Metrics	

STRATEGIC PRIORITY 2 – Modernization of Licensing, Permitting, and Inspection Systems
[STRATEGY STATEMENT – WHAT DOES THE STRATEGY ACCOMPLISH]

Strategy 1	
Accomplishments	<ul style="list-style-type: none"> • Migrated additional programs to Salesforce, reducing dependency on legacy systems • Integrated Securities Division licensing into the platform.
Outcomes/Metrics	<ul style="list-style-type: none"> • 85% of RLD licensing programs now operating fully within Salesforce. • 30% reduction in manual processing time for licensing and renewals.
Strategy 2	Enhance interoperability and data exchange capabilities
Accomplishments	Expanded Mulesoft integrations with external partners.
Outcomes/Metrics	Eliminated duplicate data entry for more than 15,000 transactions annually.
Strategy 3	Expand self-service capabilities for licensees and applicants
Accomplishments	<ul style="list-style-type: none"> • Introduced self-service password reset, appointment scheduling, and document upload functions. • Enabled online fee payment for additional license types via secure payment gateway. • Created a searchable knowledge base for frequently asked licensing questions.
Outcomes/Metrics	<ul style="list-style-type: none"> • 40% reduction in help desk calls related to account access issues. • 25% decrease in in-person visits for routine licensing transactions.
Strategy 4	
Accomplishments	
Outcomes/Metrics	

B. OTHER KEY IT ACCOMPLISHMENTS – PRIOR FISCAL YEAR

In addition to the major strategic priorities outlined above, the Regulation and Licensing Department’s Information Technology team completed several key accomplishments across applications, data, process improvement, workforce development, customer service, telework, and security. These initiatives advanced modernization, strengthened cybersecurity, improved operational efficiency, and enhanced service delivery to the public.

APPLICATION	
Accomplishment	Expanded existing Salesforce platform functionality with enhancements across all divisions currently on the platform, including onboarding the Elevators Bureau.
Value or Impact	Strengthened enterprise-wide consistency in licensing and inspection workflows, reduced reliance on legacy systems, and improved customer access to services.
DATA	

Accomplishment	Improved internal data sharing and reporting functions within Salesforce to support cross-division analysis and compliance.
Value or Impact	Increased accuracy of licensing records, reduced duplicate entries, and enhanced staff ability to produce timely, reliable reports for decision-making.
PROCESS IMPROVEMENT	
Accomplishment	Streamlined internal workflows by automating license application routing, approvals, and notifications within Salesforce. Standardized digital forms and implemented dashboards for real-time monitoring of application status. Enhanced system reliability by establishing processes to quickly identify and correct system bugs.
Value or Impact	Reduced administrative bottlenecks, improved oversight of pending applications, and provided division leadership with actionable data to track performance and allocate resources more effectively. Improved system stability and user confidence through faster resolution of technical issues.
WORKFORCE	
Accomplishments	Provided IT staff professional development and cross-training in Salesforce administration, cybersecurity, and network infrastructure. Supplemented internal staff with three contract Salesforce help desk employees. Restructured existing IT positions to establish a new additional Business Analyst role dedicated to requirements gathering, process documentation, and project coordination.
Value or Impact	Increased resiliency of IT operations, reduced dependency on single points of expertise, improved continuity of user support, and strengthened business process alignment between IT initiatives and division needs.
CUSTOMER SERVICE	
Accomplishments	Implemented the ManageEngine ticketing system to track, prioritize, and resolve IT service requests. Expanded support resources by improving knowledge base content and enhancing communication with end users regarding system updates and planned maintenance. Began leveraging ticketing data to identify recurring issues and implement proactive solutions. In addition, the IT team has established weekly meetings with divisions to better understand and address ongoing technology concerns.
Value or Impact	Improved responsiveness and accountability in IT service delivery, strengthened transparency with users, and enhanced overall customer satisfaction by ensuring that issues are addressed consistently and effectively. The use of ticketing data supports continuous improvement and helps prevent repeat problems from disrupting agency operations, while regular division meetings promote collaboration and ensure IT solutions remain aligned with business needs.
TELEWORK	
Accomplishments	Not applicable – the Regulation and Licensing Department does not maintain a telework program.
Value or Impact	
SECURITY	
Accomplishments	Deployed Microsoft Defender alongside CrowdStrike for comprehensive endpoint protection; completed Cisco Firepower firewall refresh; conducted annual vulnerability assessments and phishing simulations.
Value or Impact	Strengthened overall cybersecurity posture, improved ability to detect and respond to threats, ensured compliance with state security standards, and enhanced employee awareness of cyber risks.

IV. FY27 IT STRATEGIC GOALS AND STRATEGIES

The Information Technology bureau of the New Mexico Regulation & Licensing Department will continue to modernize business processes, strengthen cybersecurity, improve customer service, and align IT resources with the agency’s mission of promoting public safety and economic vitality. The following strategic goals and strategies outline the IT team’s focus for FY27.

STRATEGIC PRIORITY 1 – Modernization of Licensing and Regulatory Systems	
Goal Statement - Advance modernization of core licensing and regulatory systems to streamline workflows, improve accuracy, and expand access for customers and staff.	
Strategy 1	Expand Salesforce functionality by onboarding the Cranes Program, Carnival Ride Program, and Athletic Commission onto the platform.
Outcomes/Metrics	Improved consistency of licensing and inspection workflows; retirement of legacy processes; greater efficiency in program oversight.
Strategy 2	Automate workflows such as license application routing, approvals, and notifications, while implementing dashboards for real-time status tracking.
Outcomes/Metrics	Reduced administrative delays; increased transparency and performance tracking for division leadership.
Strategy 3	Enhance system reliability by strengthening processes to quickly identify and correct system bugs.
Outcomes/Metrics	Improved system stability, reduced downtime, and greater user confidence.
Strategy 4	Implement any statutorily required system changes resulting from legislative or regulatory updates.
Outcomes/Metrics	Systems remain compliant with state laws and regulations; minimized disruption to operations when new statutory requirements take effect.

STRATEGIC PRIORITY 2 – Customer Service Excellence	
Goal Statement - Strengthen IT service delivery by improving responsiveness, accountability, and user engagement.	
Strategy 1	Utilize the ManageEngine ticketing system to track and resolve IT service requests, while analyzing ticketing data to identify recurring issues.
Outcomes/Metrics	Improved response times; proactive resolution of recurring issues; higher customer satisfaction.
Strategy 2	Conduct weekly meetings with divisions to better understand and address technology concerns.

Outcomes/Metrics	Strengthened collaboration; IT solutions more closely aligned with division needs.
Strategy 3	Engage the IT development team in providing system enhancements and upgrades that directly address division feedback, ensuring new features are tested and deployed with minimal disruption.
Outcomes/Metrics	Increased system functionality aligned with business needs; smoother rollout of new capabilities.
Strategy 4	Expand end-user support training and create knowledge resources to improve staff confidence in using IT systems, reducing repeat support requests.
Outcomes/Metrics	Empowered staff who resolve minor issues independently; reduced demand on help desk; improved overall efficiency of IT operations.

STRATEGIC PRIORITY 3 – Cybersecurity and Risk Management	
Goal Statement - Protect RLD’s information assets, systems, and networks through robust cybersecurity measures, proactive monitoring, and agency-wide awareness.	
Strategy 1	Maintain layered endpoint security using Microsoft Defender and CrowdStrike, supported by Cisco Firepower firewall infrastructure.
Outcomes/Metrics	Enhanced detection and response to cyber threats; compliance with state standards; stronger protection against malware and intrusions.
Strategy 2	Conduct annual vulnerability assessments, penetration tests, and phishing simulations to identify risks and measure the effectiveness of security controls.
Outcomes/Metrics	Early detection of vulnerabilities; documented improvements in agency cybersecurity posture; reduced exposure to potential attacks.
Strategy 3	Provide mandatory annual cybersecurity awareness training for all staff and contractors. Utilize specialized training platforms such as KnowBe4 to deliver ongoing phishing awareness, simulated attacks, and interactive training modules.
Outcomes/Metrics	Improved employee knowledge of cyber risks; measurable reduction in user-driven incidents; consistent compliance with security standards. Increased employee resilience to phishing attempts; higher completion rates for security training; stronger culture of cybersecurity awareness across the agency.
Strategy 4	Update and test disaster recovery and business continuity plans to ensure critical IT systems remain operational in the event of a cyber incident or infrastructure failure.
Outcomes/Metrics	Reduced downtime during emergencies; continuity of critical licensing and regulatory services; improved readiness for statewide incident response.


V. IT FISCAL AND BUDGET MANAGEMENT

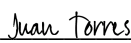
Regulation and Licensing				42000	
Base Request Operational Support of IT. Check one of the options below:				Flat Budget	Expansion from previous year
Yes/No				No	Yes
Revenue IT Base Budget (dollars in thousands)					
Appropriation Funding Type	FY24 Actual	FY25 Actual	FY26 OpBud	FY27 Request	FY28 Estimate
General Fund	1,785.1	1,602.3	1,576.8	1,929.0	2,300.0
Other State Funds	1,373.5	4,328.0	4,467.6	3,777.0	3,738.0
Federal Funds	0.0	0.0	0.0	0.0	0.0
Internal Svc Funds/Interagency Transfer	1,200.0	1,124.0	1,300.0	1,300.0	1,300.0
Total	4,358.6	7,054.3	7,344.4	7,006.0	7,338.0
Expenditure Categories (dollars in thousands)					
Category or Account Description	FY24 Actual	FY25 Actual	FY26 OpBud	FY27 Request	FY28 Estimate
Personnel Services & Employee Benefits	1,087.3	1,293.0	1,704.8	1,830.0	1,903.2
Contractual & Professional Services	2,142.9	4,825.7	4,650.1	4,756.0	4,993.8
IT Other Services	1,128.4	935.6	989.5	420.0	441.0
Other Financing Uses	0.0	0.0	0.0	0.0	0.0
Total	4,358.6	7,054.3	7,344.4	7,006.0	7,338.0
	Print Name	Phone	Email Address	Date	
Agency Cabinet Secretary/Director (Mandatory)	Clay Bailey	505 269-6710	clay.bailey@rld.nm.gov		
Chief Information Officer or IT Lead(Mandatory)	Juan Torres	505 538-0115	juan.torres@rld.nm.gov		
Chief Finance Officer (Mandatory)	Erica Pettye	505 231-5574	erica.pettye@rld.nm.gov		


Agency Cabinet Secretary/Director Signature

Chief Information Officer/IT Lead Signature

Chief Financial Officer Signature

DocuSigned by:

 508D4A723FAA44F...

DocuSigned by:

 B7C70B8F4F6E43D

DocuSigned by:

 8D72C5663C22438...

VI. SPECIAL FUNDING, SUPPLEMENTAL, COMPUTER SYSTEM ENHANCEMENT (C2) FUNDING AND REAUTHORIZATION OF C2 APPROPRIATIONS

- A. **Special Funding and Supplemental Request(s):** NM RLD is not requesting any additional funding for FY 27.
- B. **Computer System Enhancement (C2) Funding:** NM RLD does not have any current requests.
- C. **Reauthorization of C2 Appropriations:** NM RLD is not requesting a reauthorization of C2 funding.

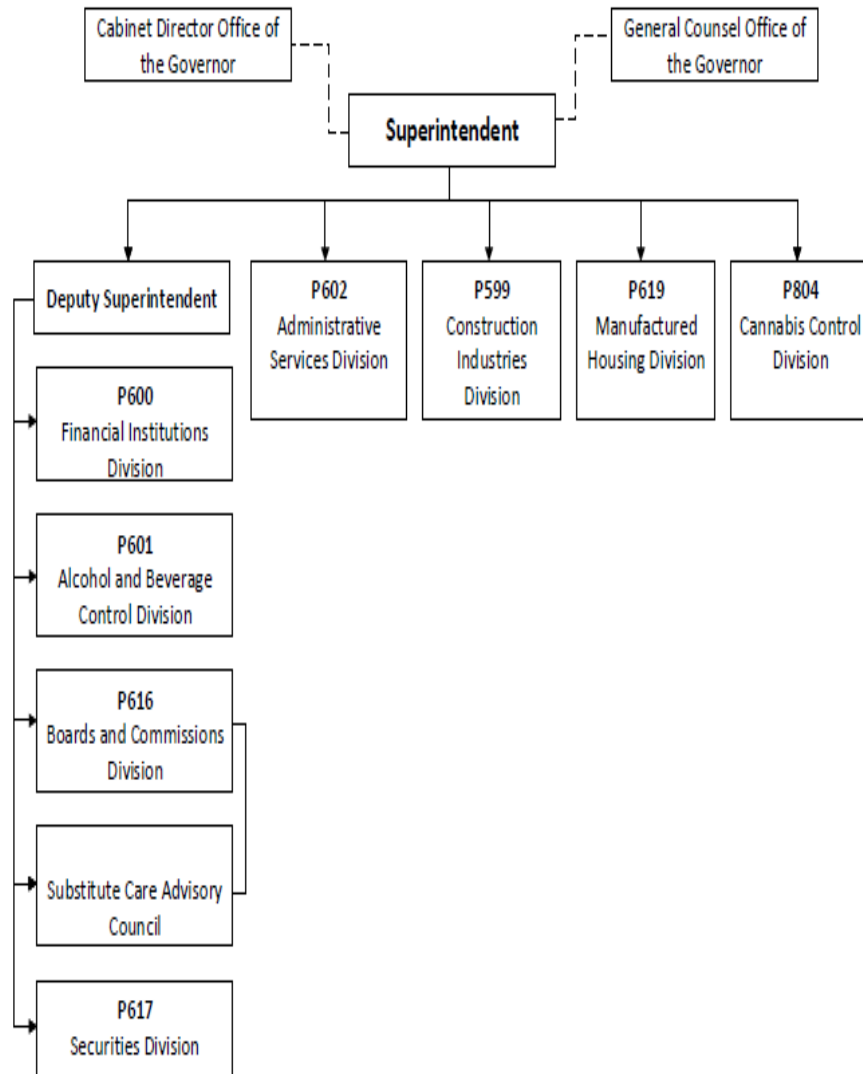
REQUEST FOR REAUTHORIZATION OF C2 APPROPRIATIONS

Information Technology Request for Reauthorization of C2 Appropriations				
Agency Name		Agency Code		
Lead Agency Name Listed on Appropriation		Project Name		
Source of Authorization (e.g. Laws 2022, Chapter 54, Section 7 (12) or Grant/Federal Fund #)			Appropriation Amount (in thousands)	Remaining Balance (in thousands)
			0.0	0.0
			0.0	0.0
			0.0	0.0
			0.0	0.0
			0.0	0.0
			0.0	0.0
			0.0	0.0
Total amount appropriated for project life (in thousands)		Will the project be completed within the next fiscal year?	<input type="checkbox"/> Yes <input type="checkbox"/> No	
Reason for Requesting Reauthorization				

APPENDIX A-I: AGENCY ORGANIZATION CHART



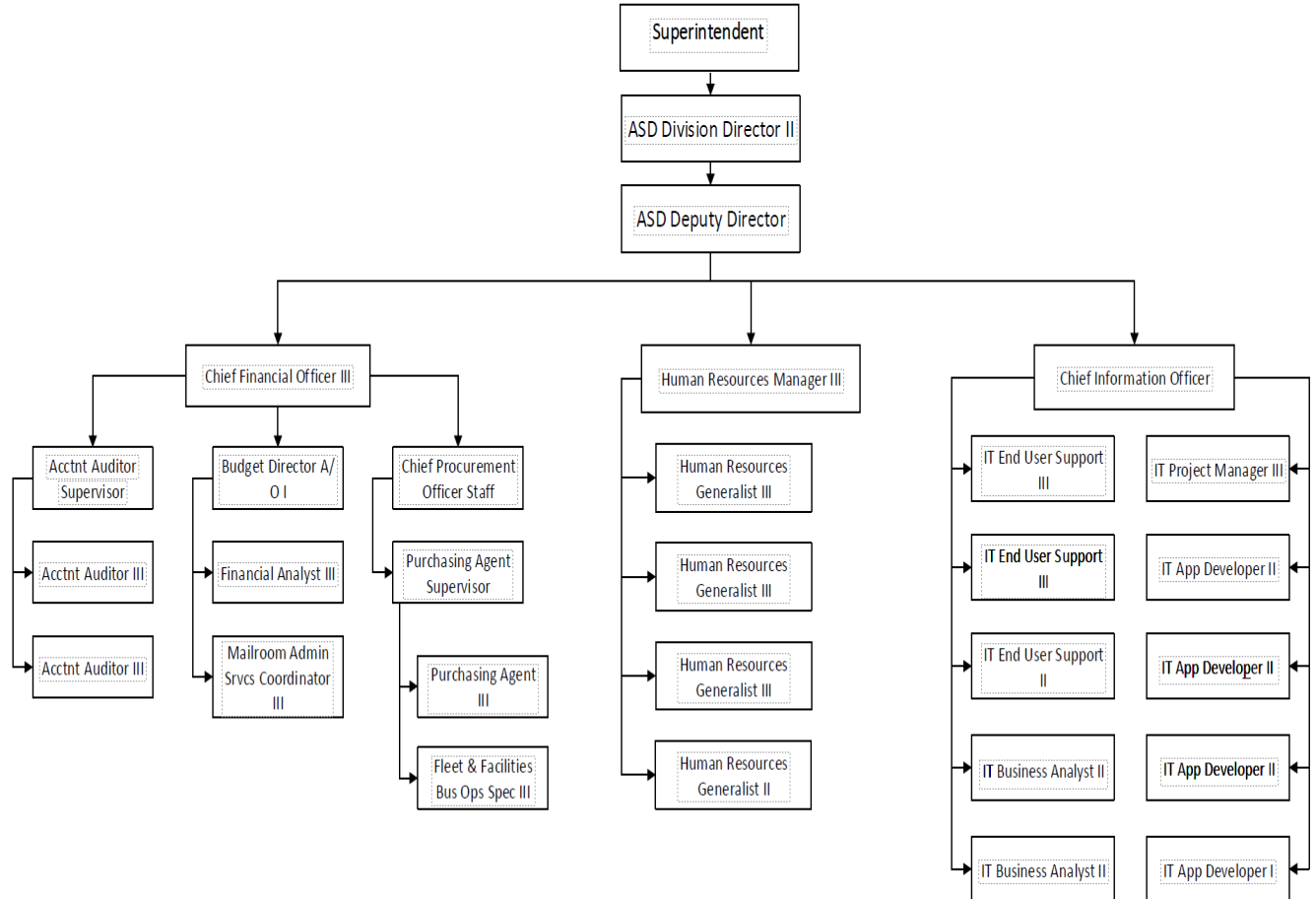
BU42000
Regulation and Licensing Department



APPENDIX A-II: IT ORGANIZATION CHART



P602 - Administrative Services Division



APPENDIX A-III: C2 IT DATA PROCESSING CSEF

APPENDIX A-III: C2 IT Data Processing CSEF


Multi-Agency Project	Participating Agencies	Priority	Projected/Actual Start Date	Projected End Date
No		1	1/10/2018	6/30/2026

Revenue Project Cost (dollars in thousands)				
Category or Account Description	FY25 & Prev Actual	FY26 Budget	FY27 Request	Total
General Fund (CSEF)	0.0	750.0	0.0	750.0
Other State Funds (*specify funds below)	14,297.1	2,750.0	0.0	17,047.1
Federal Funds	0.0	0.0	0.0	0.0
Internal Svc Funds/Interagency Transfer	0.0	0.0	0.0	0.0
Total	14,297.1	3,500.0	0.0	17,797.1
*If Other State Funds, Specify Funding Source/Fund Name	2019 Laws 2018, Chapter 73, Section 7 (16) \$967,000.00 2020 Laws 2019, Chapter 271, Section 7 (14) \$500,000.00 2021 Laws 2020, Chapter 83, Section 7 (14) \$3,250,000.00 2022 Laws 2021, Chapter 137, Section 7 (7) \$2,580,000.00 2023 Laws 2022, Chapter 210, Section 7 (87) \$5,000,000.00 2024 Laws 2023, Chapter 208, Section 4 © \$2,000,000.00 2025 Laws 2024, Chapter 69, Section 7 (8) \$3,500,000.00			

Expenditure Categories (dollars in thousands)				
	FY25 & Prev Actual	FY26 Budget	FY27 Request	Total
Personnel Services & Employee Benefits	0.0	0.0	0.0	0.0
Professional Services	11,934.6	2,750.0	0.0	14,684.6
Travel/Lodging	0.0	0.0	0.0	0.0
IT Hardware	200.0	0.0	0.0	200.0
IT Software	2,912.5	0.0	0.0	2,912.5
Other	0.0	0.0	0.0	0.0
Total	15,047.1	2,750.0	0.0	17,797.1

	Print Name	Phone	Email Address	Date
Agency Cabinet Secretary/ Director (Mandatory)	Clay Bailey	505 269-6710	clay.bailey@rld.nm.gov	
Chief Information Officer or IT Lead(Mandatory)	Juan Torres	505 538-0115	juan.torres@rld.nm.gov	
Chief Finance Officer / Budget Director (Mandatory)	Erica Pettye	505 231-5574	erica.pettye@rld.nm.gov	

Agency Cabinet Secretary/Director Signature

DocuSigned by:

 508D4A723FAA44F...

Chief Information Officer/IT Lead Signature

DocuSigned by:

 87C70B8F4F6E43D...

Chief Finance Officer/Budget Director Signature

DocuSigned by:

 6D72C5663C22438...

Agency Name: Regulation and Licensing Department

Program Name: _____

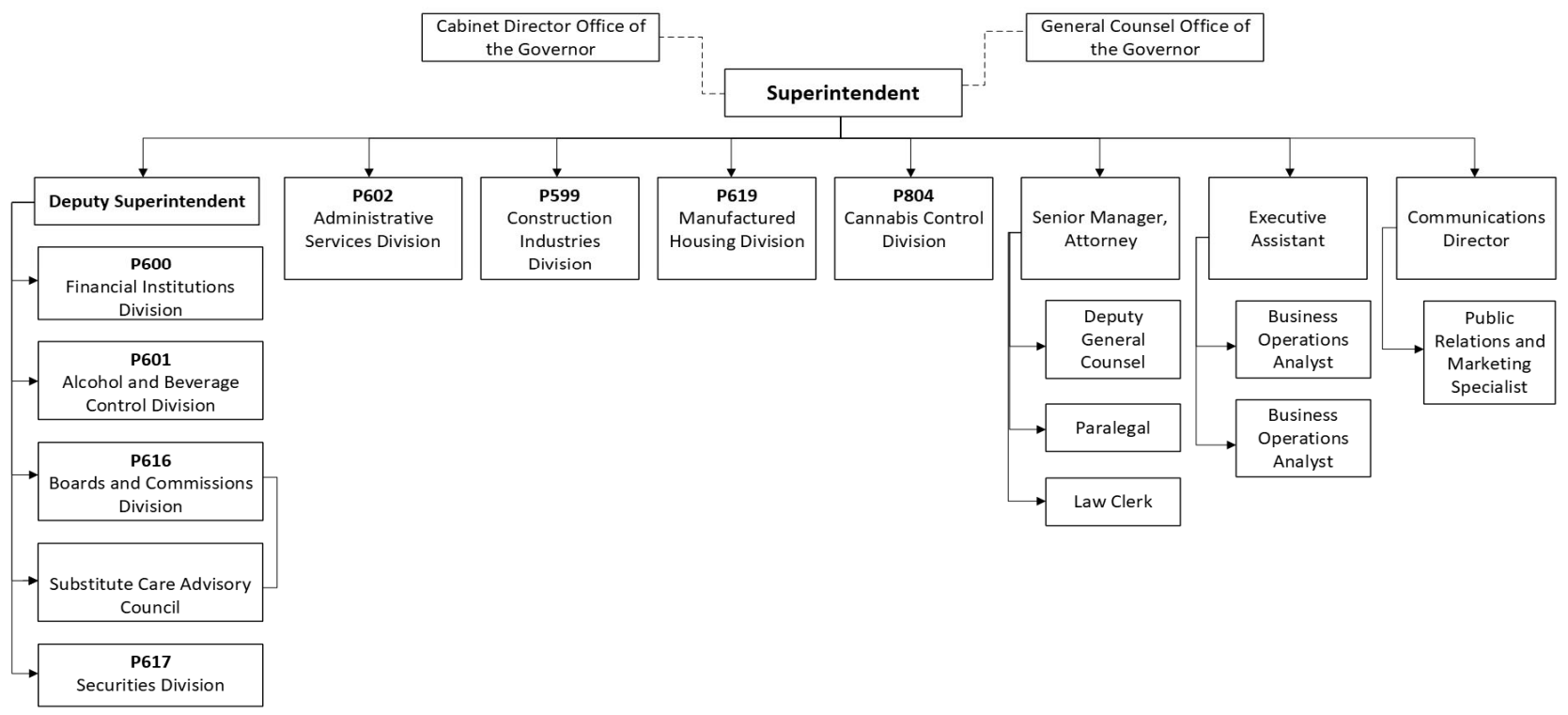
Business Unit: 42000

Program Code: _____

APPROPRIATION REQUEST ORGANIZATION CHART FORM S-2



BU42000
Regulation and Licensing Department



Check Box if this form is a revision

Revision no:

Revision Date: 8/13/2025

Page

Agency Name: Regulation and Licensing Department

Program Name: Construction Industries Division

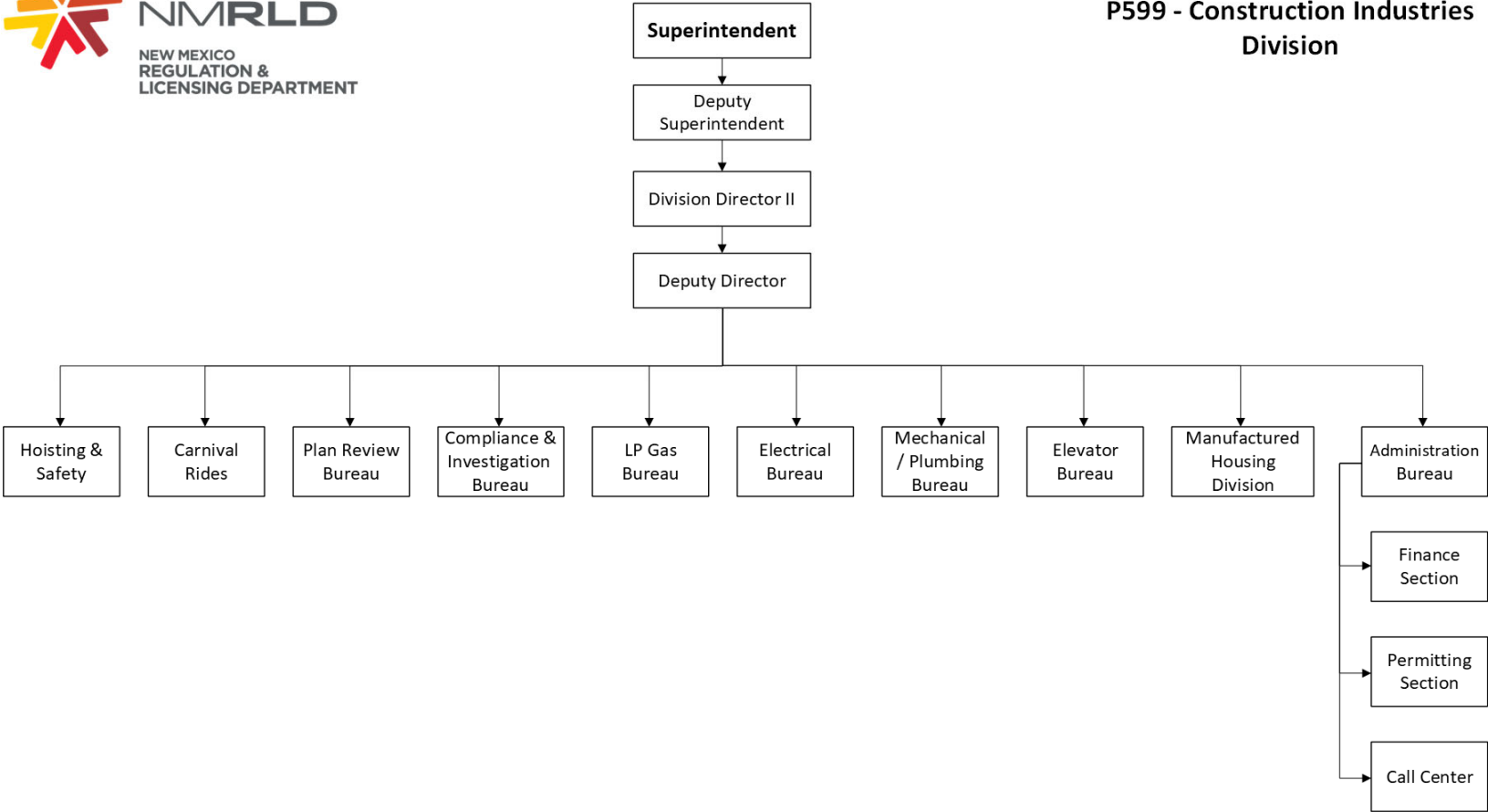
Business Unit: 42000

Program Code: P599

APPROPRIATION REQUEST ORGANIZATION CHART FORM S-2



**P599 - Construction Industries
Division**



Agency Name: Regulation and Licensing Department

Program Name: Financial Institutions Division

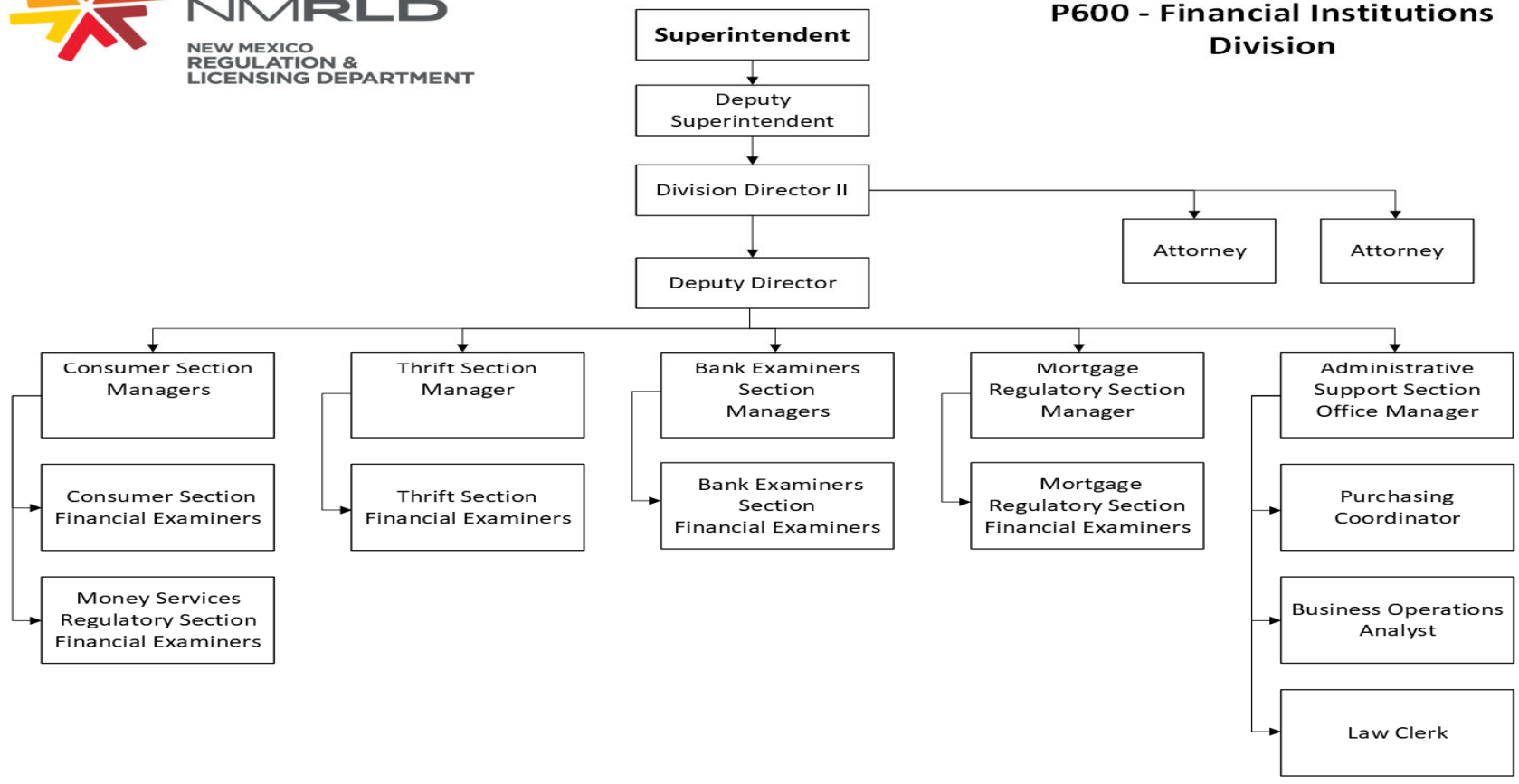
Business Unit: 42000

Program Code: P600

APPROPRIATION REQUEST ORGANIZATION CHART FORM S-2



P600 - Financial Institutions Division



Check Box if this form is a revision

Revision no:

Revision Date: 8/13/2025

Page

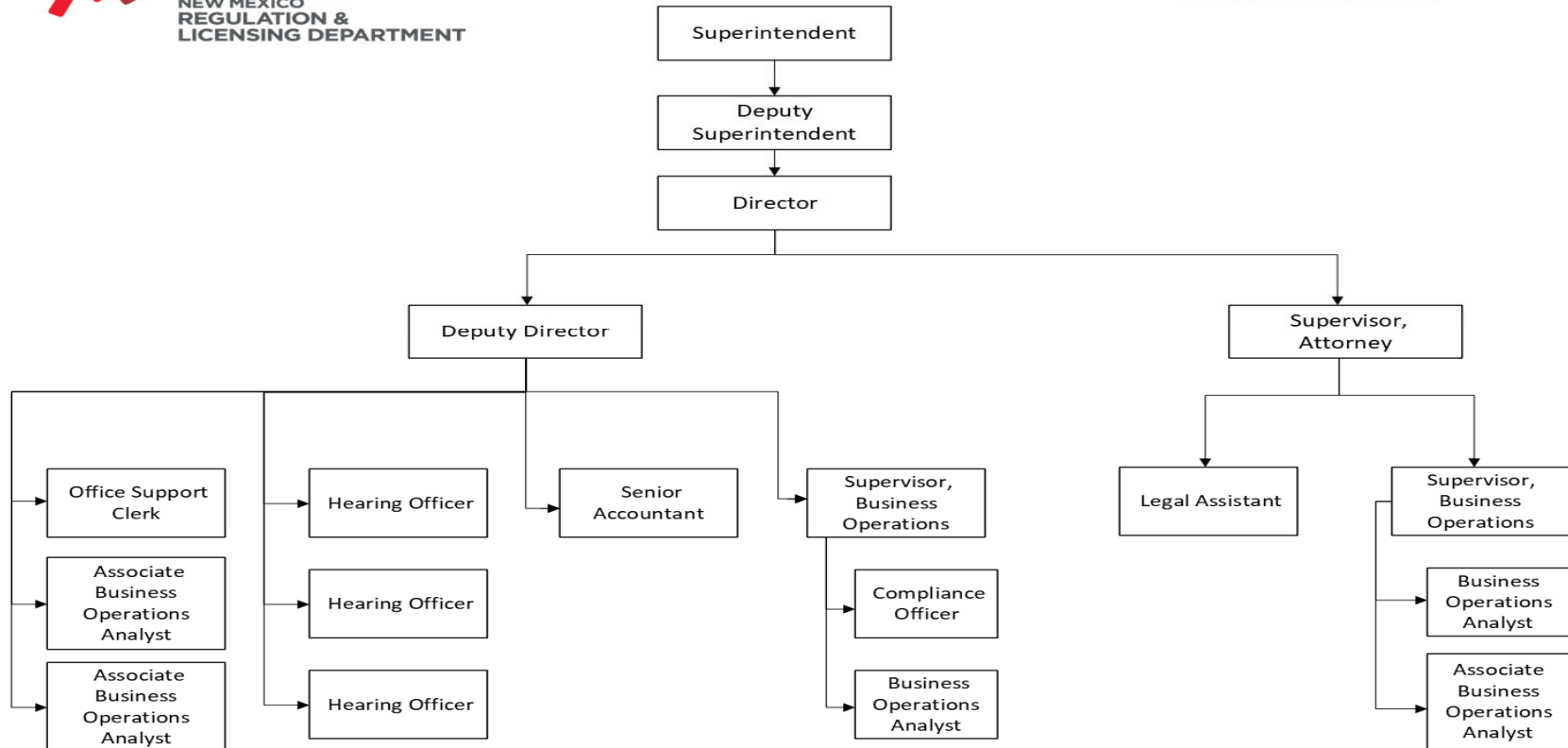
Agency Name: Regulation and Licensing Department
Program Name: Alcohol & Beverage Control Division

Business Unit: 42000
Program Code: P601

APPROPRIATION REQUEST ORGANIZATION CHART FORM S-2



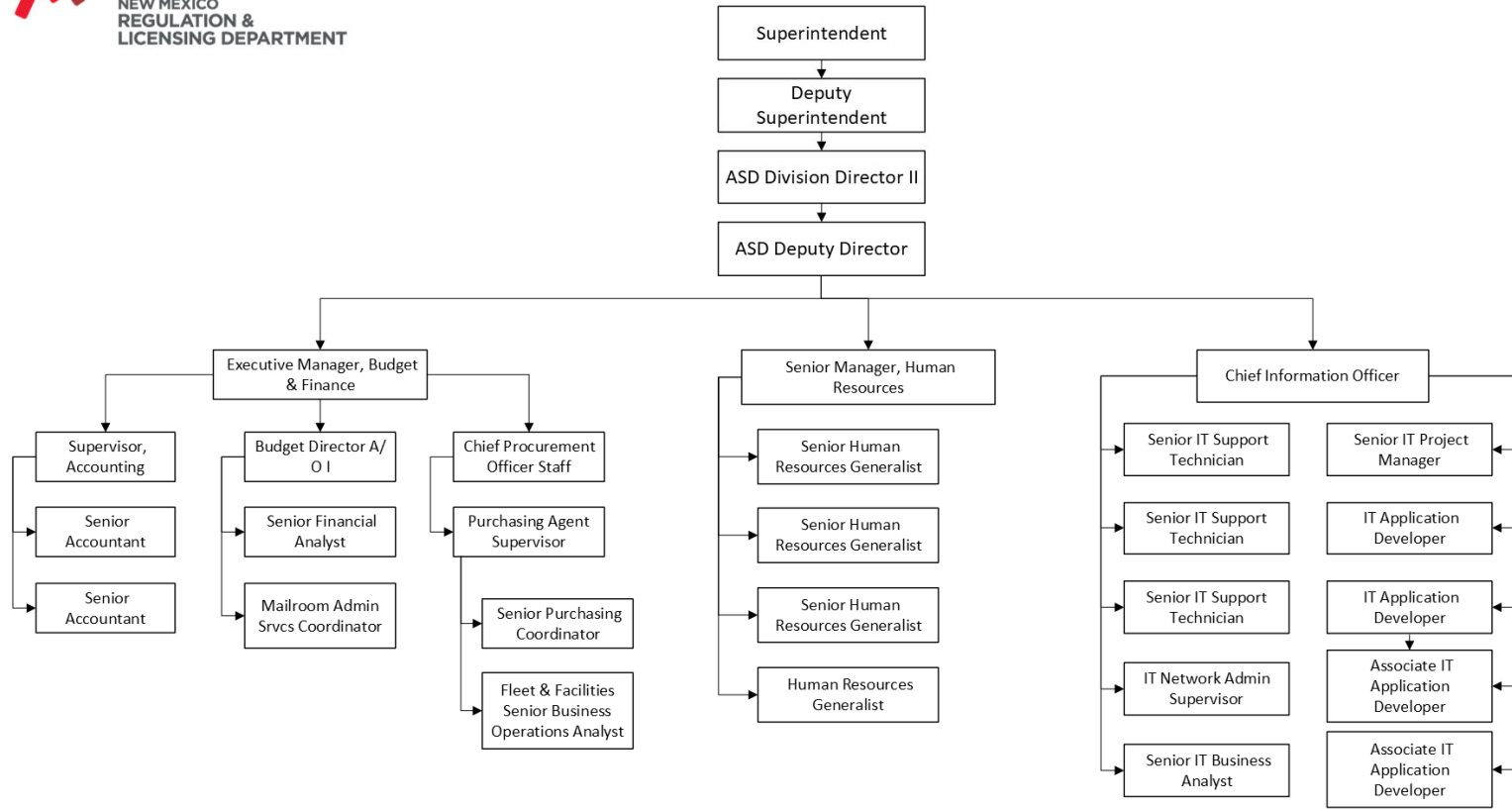
P601 - Alcohol & Beverage Control Division



APPROPRIATION REQUEST ORGANIZATION CHART FORM S-2



P602 - Administrative Services Division



Agency Name: Regulation and Licensing Department

Program Name: Boards & Commissions Division

Business Unit: 42000

Program Code: P616

APPROPRIATION REQUEST ORGANIZATION CHART FORM S-2



**P616 - Boards & Commissions
Division**

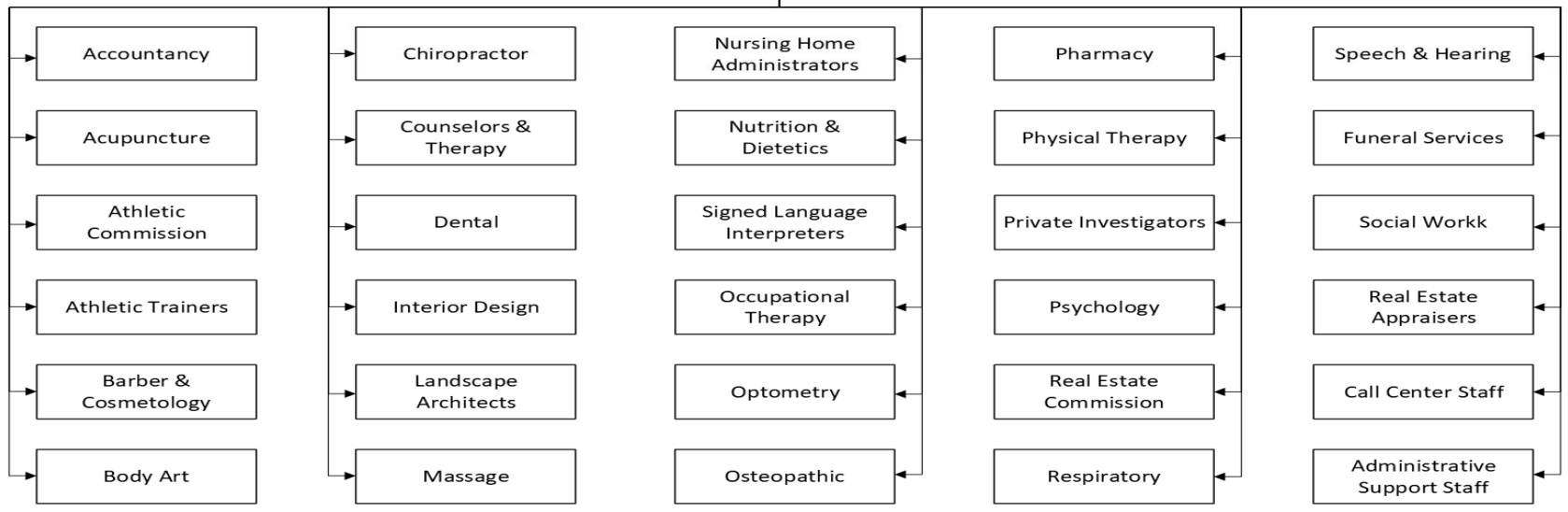
Superintendent

Deputy
Superintendent

Division Director

Deputy Director

Substitute Care
Advisory Council



Check Box if this form is a revision

Revision no:

Revision Date: 8/13/2025

Page

Agency Name: Regulation and Licensing Department

Program Name: Securities Division

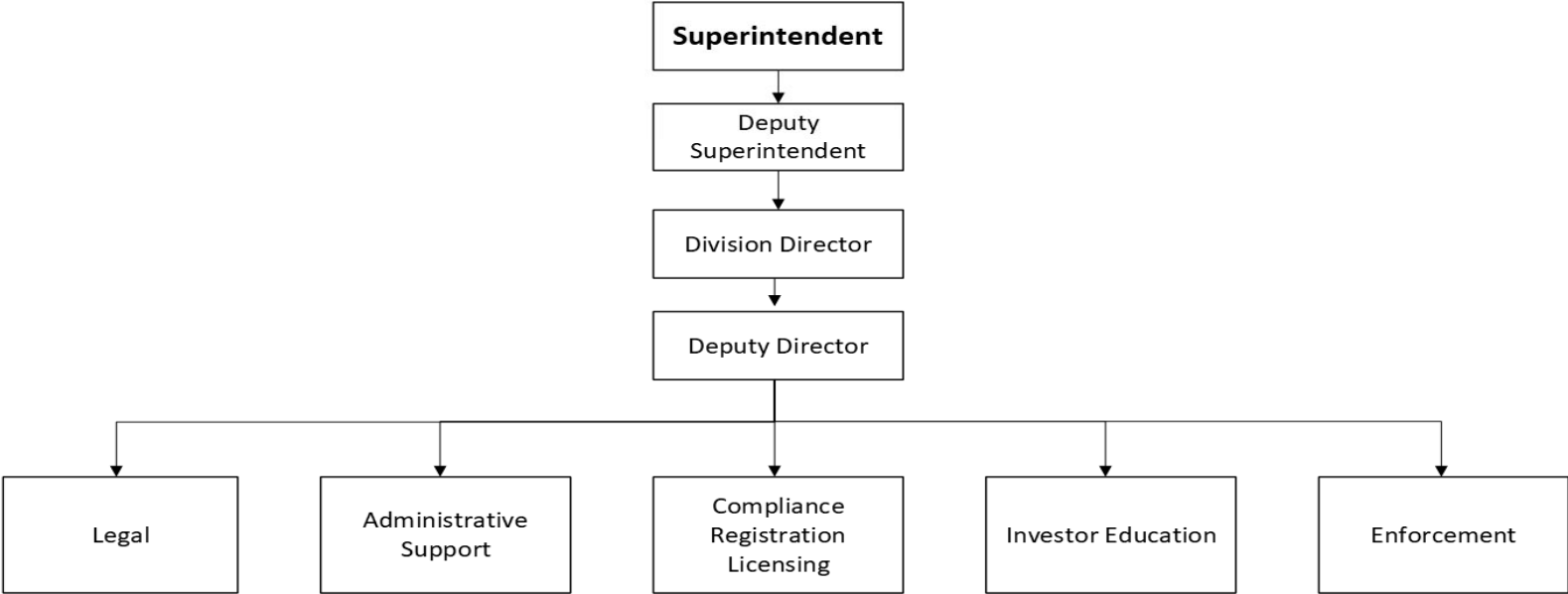
Business Unit: 42000

Program Code: P617

**APPROPRIATION REQUEST
ORGANIZATION CHART
FORM S-2**



P617 - Securities Division



Check Box if this form is a revision

Revision no:

Revision Date: 8/13/2025

Page

Agency Name: Regulation and Licensing Department

Program Name: Manufactured Housing Division

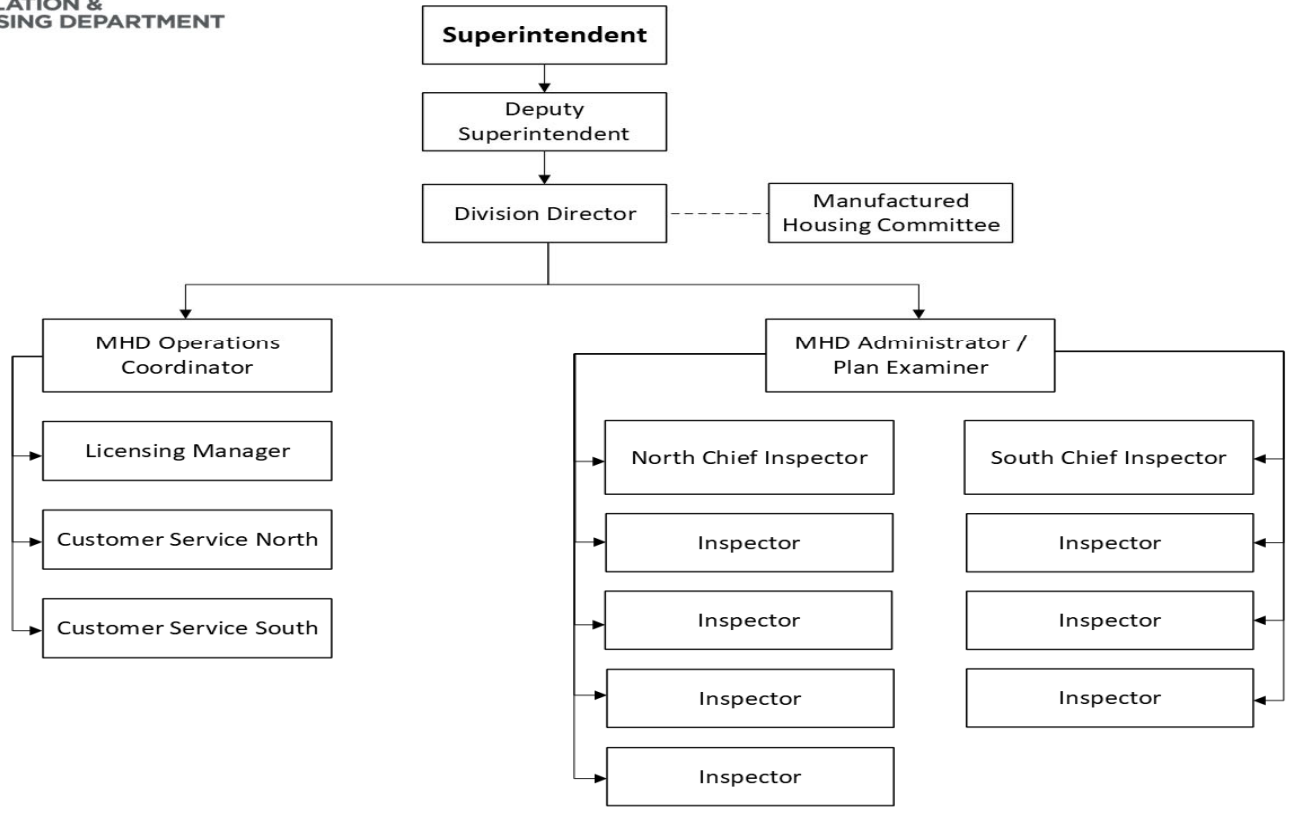
Business Unit: 42000

Program Code: P619

APPROPRIATION REQUEST ORGANIZATION CHART FORM S-2



**P619 - Manufactured
Housing Division**



Check Box if this form is a revision

Revision no:

Revision Date: 8/13/2025

Page

APPROPRIATION REQUEST ORGANIZATION CHART



**P804 - Cannabis Control
Division**

